

Table of Contents



Seniors Aimee Minor and Sarah Hyatt are expected to lead the Huskies at the plate. Last season, the pair combined for 32 home runs and 97 RBI.

GENERAL INFORMATION 1-2

Table of Contents	1	2006 Schedule	2
Quick Facts	2		

SEASON PREVIEW 3-6

2006 Roster	4	Season Preview	5-6
-------------	---	----------------	-----

COACHING STAFF 7-10

Coach Heather Tarr	8	Coach Geoff Hirai	10
Coach Eve Gaw	9	Support Staff	10

PLAYER PROFILES 11-34

Seniors	12-15	Newcomers	30-33
Juniors	16-25	Class Photos	34
Sophomores	22-29		

2005 REVIEW 35-42

Season Notes	36-37	Individual Statistics	39
Game-By-Game Results	38	Pac-10 Statistics	40-42

2006 OPPONENTS 43-52

Tournaments	44-45	Dawgs On Deck	49
Non-Conference Opponents	46	UW Sponsors	49
Pac-10 Opponents	47-49	All-Time Series Records	50-52

NCAA HISTORY 53-65

Husky Postseason Results	54	1999 Box Scores	60-61
NCAA Records	55	2000 Box Scores	61-62
1994 Box Scores	55	2001 Box Scores	62
1995 Box Scores	56	2002 Box Scores	62
1996 Box Scores	56-57	2003 Box Scores	63
1997 Box Scores	57-58	2004 Box Scores	63-64
1998 Box Scores	59	2005 Box Scores	64-65

HUSKY HISTORY 66-89

Honor Roll	67-71	Season Pitching Leaders	80
All-Americans	72-74	Year-By-Year Leaders	81-83
Olympians	75	Year-By-Year Statistics	83
Team Records	76-77	All-Time Pac-10 Standings	84
No-Hitters	77	Yearly Coaching Records	84
Career Batting Leaders	78	All-Time Roster	85
Season Batting Leaders	79	Year-By-Year Results	86-88
Career Pitching Leaders	80	Husky Softball Stadium	89

HUSKY EXPERIENCE 90-100

University of Washington	90	Strength & Conditioning	96
Campus Landmarks	91	Athletic Facilities	97-98
Alumni	92	Excellence In Coaching	99
Husky Highlights	93-94	Athletic Administration	100
Total Student-Athlete Program	95		



Caitlin Noble returns for her sophomore campaign after setting the UW single-season strikeout record last year with 9.85 strikeouts per seven innings.

CREDITS: The 2006 Washington softball media guide was written, designed, layed-out and edited by Assistant Athletic Communications Director Misty Tucci. Cover designs by Jonathan Soriano. Photographs by Rob Carlson, Adam Hardtke, Jerry Laizure, Corky Trewin, Joanie Komura, Bruce Terami, Allsport, Scott Bisch, Chris Thiry, Ben VanHouten and USA Softball. Special assistance by the UW coaching staff, Rachel Caton, Chad Kent, Jonathan Price, Erin Rodenbiker, Soriano and Benton Strong. Printing by UW Department of Publications Services (Judy Robertson).

2006 Schedule/Quick Facts

2006 SCHEDULE

DATE	OPPONENT	LOCATION	TIME
2/10-12	UNLV ALEXIS RESORT KICKOFF	LAS VEGAS, NEV	
2/10	vs. Kentucky		9 am
2/10	vs. Oklahoma		11:15 am
2/11	vs. Illinois-Chicago		11:15 am
2/11	vs. Long Beach State		1:30 pm
2/12	at UNLV		3 pm
2/17-19	LSU TIGER CLASSIC	BATON ROUGE, LA.	
2/17	vs. Eastern Michigan		11 am
2/17	vs. Western Kentucky		1:15 pm
2/18	vs. Mississippi Valley State		9 am
2.18	at LSU		3:45 pm
2/19	Bracket Play		TBD
2/25-26	HUSKY FEVER CLASSIC	SEATTLE, WASH.	
2/25	Utah Valley State		11:15 am
2/25	Santa Clara		1:30 pm
2/26	Utah Valley State		11:15 am
2/26	Santa Clara		1:30 pm
3/3-5	COMPASS INVITATIONAL	WACO, TEXAS	
3/3	vs. Bowling Green		10 am
3/3	vs. Mississippi State		12:30 pm
3/4	vs. Mississippi State		12:30 pm
3/4	at Baylor		3 pm
3/5	vs. Bowling Green		9 am
3/5	at Baylor		1 pm
3/10-12	FRESNO STATE BULLDOG CLASSIC	FRESNO, CALIF.	
3/10	vs. San Diego\$		11 am
3/10	vs. DePaul\$		3 pm
3/11	vs. Ball State\$		11 am
3/11	vs. UCF\$		5 pm
3/12	at Fresno State\$		10 am
3/16-19	JUDY GARMAN CLASSIC	FULLERTON, CALIF.	
3/16	vs. Texas		4 pm
3/17	vs. Michigan		11:15 am
3/17	vs. Louisiana-Lafayette		6:15 pm
3/18	Bracket Play		TBD
3/19	Bracket Play		TBD
3/21	at Pacific (DH)	Stockton, Calif.	12 pm
3/22	vs. Nevada	Stockton, Calif.	12 pm
3/31	California*	Seattle, Wash.	1 pm
4/1	Stanford*	Seattle, Wash.	2 pm
4/2	Stanford*	Seattle, Wash.	1 pm
4/5	Portland State	Seattle, Wash.	4 pm
4/7	at Arizona*	Tucson, Ariz.	7 pm
4/8	at Arizona State*	Tempe, Ariz.	7 pm
4/9	at Arizona State*	Tempe, Ariz.	1 pm
4/14	UCLA*\$	Seattle, Wash.	3 pm
4/15	UCLA*\$	Seattle, Wash.	2 pm
4/21	Oregon*	Seattle, Wash.	1 pm
4/22	Oregon State*	Seattle, Wash.	2 pm
4/23	Oregon State*	Seattle, Wash.	1 pm
4/26	at UCLA*	Westwood, Calif.	2 pm
4/28	Arizona State*\$	Seattle, Wash.	1 pm
4/29	Arizona*\$	Seattle, Wash.	2 pm
4/30	Arizona*\$	Seattle, Wash.	1 pm
5/5	at Oregon State*	Corvallis, Ore.	3 pm
5/6	at Oregon*	Eugene, Ore.	1 pm
5/7	at Oregon*	Eugene, Ore.	1 pm
5/11	at Stanford*	Palo Alto, Calif.	7 pm
5/12	at California*	Berkeley, Calif.	2 pm
5/13	at California*	Berkeley, Calif.	1 pm
5/19-21	NCAA Regionals\$	TBD	TBD
5/26-27	Super Regionals\$	TBD	TBD
6/1-6	Women's College World Series\$	Oklahoma City, Okla.	TBA

* denotes Pacific-10 Conference game

\$ indicates KKNW 1150 AM radio broadcast

Times subject to change

All times Pacific

QUICK FACTS

School: _____ University of Washington
Location: _____ Seattle, Wash.
Address: _____ 229 Graves Bldg., Box 354070,
 _____ Seattle, WA 98195-4070
Founded: _____ November 4, 1861
Enrollment: _____ 37,000 (26,800 undergraduate)
Nickname: _____ Huskies
Colors: _____ Purple and Gold
Conference: _____ Pacific-10
Home Facility: _____ Husky Softball Stadium (1,500)
Press Box Phone: _____ (206) 616-6936
Web site: _____ www.gohuskies.com
President: _____ Dr. Mark Emmert
Athletic Director: _____ Todd Turner
Interim Athletic Communications Directors: _____ Jeff Bechthold/Dan Lepse
Asst. Athletic Communications Dir./SB Contact: _____ Misty Tucci
Work: _____ (206) 685-3119
Cell: _____ (206) 349-3119
Fax: _____ (206) 543-5000
E-mail: _____ mistyrc@u.washington.edu
Head Coach: _____ Heather Tarr (Washington, 1998)
Record at Washington: _____ 35-22 (1 season)
Overall Record: _____ same
Phone: _____ (206) 543-3785
Assistant Coach: _____ Eve Gaw (Washington, 1998)
Phone: _____ (206) 616-8618
Assistant Coach: _____ Geoff Hirai (Hilo-Hawaii, 1998)
Phone: _____ (206) 543-5872
Certified Athletic Trainers: _____ Chrissy Messick/ Greg Obray
Equipment Manager: _____ Gary McGuire
Strength/Conditioning Coach: _____ Jason Phillips
2005 Overall Record: _____ 35-22
2005 Conference Record/Place: _____ 10-11 (6th)
2005 Postseason: _____ 4-2, Super Regional
Final NFCA Ranking: _____ No. 14
Letterwinners Returning/Lost: _____ 9/7
Starters Returning/Lost: _____ 7/3
NCAA Tournament Appearances: _____ 12—1994-2005
NCAA Tournament Record: _____ 50-22
Best NCAA Finish: _____ World Series Runner-up (1996, 1999)



Pioneer Radio & Sports will broadcast select Husky softball games on KKNW 1150 AM. Mike Brown (right) returns for his ninth season as UW's play-by-play announcer, while John Cowley returns for his sixth year providing color commentary.



2006 PREVIEW

2006 Roster

NO	NAME	POS	B/T	HT	YR/ELIG	HOMETOWN/PREVIOUS SCHOOL
00	Brooke Woodward	IF/P	R/R	5-7	Fr./Fr.	Vancouver, Wash./Prairie
2	Marnie Koziol	OF	L/R	5-7	Fr./Fr.	Renton, Wash./Liberty
3	Dena Tyson	OF	R/R	5-3	Jr./Jr.	Corona, Calif./Corona
4	Dominique Lastrapes	2B	L/R	5-3	Jr./Jr.	Mission Viejo, Calif./Laguna Hills
7	Aimee Minor	OF	R/R	5-6	Sr./Sr.	San Jacinto, Calif./Hemet
8	Dena DePompa	C	R/R	5-7	Jr./Tr.	Tujunga, Calif./Verdugo Hills/Hawaii
9	Jacki Hansen	OF	R/R	5-6	Jr./Jr.	Mill Creek, Wash./Henry M. Jackson/Stanford
10	Nicole Moojen	IF	R/R	5-8	Jr./Tr.	Westminster, Calif./Westminster/Cypress JC
11	Ashley Charters	SS	L/R	5-10	So./So.	Newberg, Ore./Southridge
12	Alicia Matthews	U	L/L	5-10	Fr./Fr.	Olympia, Wash./Yelm
13	Caitlin Noble	P	R/R	5-8	So./So.	Sammamish, Wash./Eastlake
15	Danielle Lawrie	P	R/R	5-8	Fr./Fr.	Langley, British Columbia/Brookwood Secondary
18	Torie Coury	IF	R/R	5-8	So./So.	Everett, Wash./Everett
20	Lauren Greer	OF	L/L	5-10	So./So.	Placentia, Calif./Mater Dei
23	Sarah Hyatt	1B	R/R	5-7	Sr./Sr.	Sedro-Woolley, Wash./Sedro-Woolley
25	Ashlyn Watson	C/1B	R/R	5-5	Fr./Fr.	Garden Grove, Calif./Pacifica

Head Coach: Heather Tarr

Assistant Coaches: Eve Gaw and Geoff Hirai

Volunteer Assistant: Michelle Thiry



Front row (l-r): Torie Coury, Ashlyn Watson, Aimee Minor, Dominique Lastrapes, Jacki Hansen, Marnie Koziol. Middle row: Caitlin Noble, Brooke Woodward, Dena DePompa, Dena Tyson, Nicole Moojen. Back row: Danielle Lawrie, Lauren Greer, Alicia Matthews, Ashley Charters, Sarah Hyatt.

Season Preview

The Washington softball team will have somewhat of a new look in 2006. With the loss of six seniors to graduation and the addition of seven newcomers, Husky fans will see some new blood sporting the purple and gold this spring. What will remain the same, however, is a solid foundation of players, including seven starters from the 2005 team that took UW to within one victory of its third-straight Women's College World Series.

Headlining the 2006 line-up will be five All-Pac-10 players, including first baseman Sarah Hyatt, second baseman Dominique Lastrapes, shortstop Ashley Charters and outfielders Aimee Minor and Lauren Greer. The team also returns starting pitcher Caitlin Noble, as well as starting outfielders Jacki Hansen and Dena Tyson, who sat out last season with an injury.

The goals for the 2006 team are the same as always—return to the College World Series and play for the national title. Head coach Heather Tarr insists the team can accomplish their goals if they find a way to improve everyday.

“The main goal is to continue to get better and to control our strengths and improve our weaknesses,” said Tarr. “We have a ton of talent and the team is very coachable. Our focus is going to be about competing everyday. We have set standards to specific parts of our offense and defense and we are going to work to meet our expectations in practice each day and hold ourselves accountable.”

With the loss of UW career home run leader Kristen Rivera, the Huskies will have to find a way to manufacture runs but with a squad that was 11th in the country in runs per game last season, Tarr is confident the 2006 Huskies will find a way to pick up Rivera's offensive numbers.

“We have some depth and the offense is not going to have to rely on the long ball this season,” said Tarr. “We still have power and will have the ability to hit the ball out of the park with players like Sarah, Aimee, Dena (Tyson) and Lauren, but we will execute better at the plate. We plan to move runners more effectively and have more quality at-bats this season.”

Not only will the 2006 team be deeper, it will be faster, which will pressure the opponent on both sides of the ball.



Caitlin Noble led Washington with 236 strikeouts in 167.2 innings last season. She had seven shutouts and also hit .269 from the plate.

“Overall, we are a little bit faster than last season and we are more athletic 1-16,” said Tarr. “Our game is going to rely on our own execution of the fundamentals and 1-16 could potentially be a starter on this team. That is what is exciting about this program and where it's going—we have depth and anybody, any day can make their way into the line-up.”

THE BATTERY

Washington returns Caitlin Noble to the circle for her sophomore season after a solid rookie campaign and also welcomes newcomers Danielle Lawrie and Alicia Matthews, giving UW its deepest pitching rotation in four years.

Last season, Noble led the team with 236 strikeouts to set the school's single-season strikeouts per game record (9.95) and became just the third freshman to throw a no-hitter. Noble also broke the school's strike-out record for a single, non extra-inning game when she fanned 15 batters in six frames vs. Willamette. The previous record was 15 strikeouts in seven innings by current UW pitching coach Eve Gaw in 1995.

“Caitlin has improved already from last season,” said Tarr. “She has added a couple of pitches to her game plan and has sharpened them up to make her delivery seamless. Caitlin has done a great job developing both physically and mentally. She pitched this summer at the 18-under Gold Nationals and that experience, coupled with what she did last year is really going to put her in a good position to excel this season.”

The Huskies will also benefit from Canadian National Team standout Danielle Lawrie in the circle. Lawrie turned heads last summer when she led Team Canada to a 2-1 victory over Team USA at the World Cup. Lawrie pitched a complete game against the U.S. and tallied seven strikeouts.

“Danielle is really going to compliment Caitlin,” said Tarr. “She has got talent, competitive drive and she has received a huge opportunity to play with Team Canada. She trained with Team Canada at the beginning of January and with that experience, combined with what she did from September to December here, we expect her to take her game to the next level. She is a competitor and she wants to win. I know our team is going to benefit from her talents and from her improvements.”

Matthews is also expected to play a role on the pitching staff and Tarr is excited about having a third option on the rubber, especially a left-hander.

“Alicia is a natural athlete,” said Tarr. “She knows how to use her body and locate the ball. Being left-handed is something that can only help us.”

Washington lost its starting catcher in Rivera and the battle for the starting position will be between three newcomers. If Matthews doesn't wiggle her way into the starting pitching rotation, she will find herself behind the plate. Also competing for time as catcher is junior transfer Dena DePompa and freshman Ashlyn Watson.

“Alicia can pretty much play any position that is not limited by her being left-handed,” said Tarr. “Her utility is why we recruited her. She has been awesome to coach this fall because she wants to learn and she wants to help the team. She has been pitching, she has been hitting, she has been catching, she has been doing all sorts of things to be ready. She has a lot of promise and a lot of ability.”

DePompa transferred from Hawaii and has two years of eligibility remaining. She played in 24 games for the

Rainbow Wahine last season and made three starts.

“Dena comes to us with catching experience at the Division I level so that is going to help us a lot,” said Tarr. “She is a good athlete and she wants to win. She and Alicia are going to compete for that starting position and it is going to depend on who can communicate the best and who can be the best field general. The person who can connect with the pitchers the best is who is going to play the most. Dena has been a pleasant surprise. She is great to work with, she makes adjustments and that is what we are looking for.”

Watson was a four-year letterwinner at Pacifica High School in Garden Grove, Calif., where she led her team to the 2003 and 2004 state championships. She played summer ball for the 18 Gold Gordon's Panthers and led the team to a seventh place finish at nationals.

“We recruited Ashlyn as a catcher but she has had some injuries and has had surgery on her knee and shoulder. She is talented and swings the bat with authority. She has some power and even if she can't catch, we will find a place to put her.”

INFIELD

Washington returns three-quarters of its starting infield, including 2004 All-America second baseman Dominique Lastrapes and 2005 All-Region selections Ashley Charters (shortstop) and Sarah Hyatt (first base). Both both Lastrapes and Charters underwent surgery over the summer and Washington may have to shuffle its starting line-up as it works to get the pair back to full strength. The Huskies will look to utility sophomore Torie Coury, junior college transfer Nicole Moojen and freshman Brooke Woodward to make immediate impacts in the infield.

Hyatt is a three-year starter at first base and also has the ability to play third. Last season, she started 55 games and hit .265 with 44 RBIs and 31 runs scored. She hit 15 home runs, which ranks 10th on the UW single-season list.

“Sarah is going to be a great senior leader for us,” said Tarr. “Where Sarah plays will depend on how fast Charters recovers from her surgery. Sarah's swing has become much more solid in the last few years and she



Ashley Charters started 56 games at shortstop last season. She led the team with a .374 average and 53 runs scored. Her 31 stolen bases led the Pac-10.

Season Preview

has made some big mechanical improvements. Her offensive production is going to be dependent upon her execution of a plan and her level of focus at the plate. It is not going to be dependent on mechanics or small little fallacies in her swing; she has what she needs. She may not always lead with her voice but she leads by example and she is going to be a big part of it this year."

Lastapes is coming back from shoulder surgery but is expected to be ready to go at the start of the season. Last year, she started 55 games at second base and hit .339. She led the team with 13 doubles, while adding a triple and three home runs for a .477 slugging percentage.

"Dom has some great talent and she is going to be a leader for us," said Tarr. "She has the ability to be an All-American again this year and challenge for a spot on the National Team."

Charters is coming back from shoulder surgery and may miss the beginning of the season. Last year, Charters had an outstanding freshman campaign, leading the team with a .374 average, 65 hits and 53 runs scored. She also led the Pac-10 with 33 stolen bases and had a team-best 18 multi-hit games.

"With the shoulder injury, Ashley has really been able to focus on her offensive short game this fall," said Tarr. "She has really improved and with her speed, she will continue to exploit that part of her game. Ashley has the ability to be an All-American and maybe even a National Team member. She is a leader for us and a sparkplug for our offense. Ashley can do a lot on the bases and with the bat. She can hit for power and she can hit for average. She can run, she can bunt, she can slap, and we need her in the lineup. We need her to score runs."

With Charters' injury, Washington may ask transfer Nicole Moojen to step in and play shortstop. Moojen was a two-time first team All-America shortstop at Cypress Junior College and led her team to a pair of conference championships. She hit .440 last season with 15 doubles, seven triple and six home runs for a .753 slugging percentage.

"Nicole has a lot of athletic ability," said Tarr. "She has speed, arm strength and range. Knowing that Charters was going to need surgery, we went out and found

Nicole to keep our strength up the middle. She fills that void for us. She played some great games for us this fall in the shortstop position."

Coury may also see some playing time at any one of the infield positions. She stepped in last season and started 17 games at third base after starter Kathy Fiske broke her hand. Coury appeared in 33 games overall, making appearances at shortstop, second base, right field and as the designated player.

"Torie will spend some time in the middle infield for us this season and I think she has the ability to become a great third baseman in our program," said Tarr. "She has some great talents and offensively she got a lot of experience last year. She struggled a little bit but she has worked hard to improve her game. Tori has just been awesome. To have someone of her talent be a role player says a lot about this team. This year I want her to compete for a starting position, if it's at third base, if it's at short, if it's at second, then great. But it is going to depend upon her ability to improve and do what she needs to do."

Woodward is a freshman out of Vancouver, Wash., and was a four-year letterwinner at Prairie High School. She led the team to three consecutive league titles and was a three-time league MVP. She is expected to challenge for the open spot at third base.

"Brooke was the first person we signed last summer," said Tarr. "She is a natural leader and is talented. She can hit for power, hit for average and she is solid on defense. Brooke has the ability to play multiple positions and even pitch. Her offensive production will dictate where she will fall in the defensive scheme."

OUTFIELD

The Huskies are stacked in the outfield with four players having starting experience. All three outfielders from last year return, including Aimee Minor, Lauren Greer and Jacki Hansen, and UW welcomes back two-year starter Dena Tyson who missed last year with a shoulder injury. Freshman Marnie Koziol is also expected to challenge for some time in the outfield.

Minor, a three-year starter, will return to centerfield. Last season, she ranked second on the team with 17 home runs and 53 runs batted in to earn herself an invitation to tryout for the USA National Team. She blossomed as one of the Pac-10's premier power hitters, boasting the league's third-best slugging percentage (.682).

"Amy will bring leadership and experience to the outfield," said Tarr. "She has great arm strength and offensive production and she brings the whole senior package. Having her in the lineup is going to be essential."

Greer started 55 games in the outfield last year, despite battling Mononucleosis at the beginning of the season. She hit .259 with six home runs and 15 RBIs and was a Pac-10 Player of the Week award winner.

"Lauren Greer had a great second half to end our season last year and she has only gotten better," said Tarr. "She has taken her game to a whole new level in terms of fitness and she has gotten stronger. Her arm strength has improved and she has matured as a leader and as a player. Offensively she brings some good tools—she can run, she can hit for power and she is left handed, which is an advantage."

Hansen started all 57 games last season in the outfield. She hit a pair of doubles and two home runs, while

driving in 14 RBIs.

"Jacki came in and played a huge roll for us last season with Dena (Tyson) being injured," said Tarr. "She is our best defensive outfielder. When she's in the game, we know we can trust her to make the routine play and the great play."

Tyson returns for her junior year after a season off rehabing an injured shoulder. She hit .223 with five doubles and two home runs as a sophomore, while driving in 26 runs.

"Dena's arm strength is improving," said Tarr. "Offensively, if she can do what she is capable of doing on a daily basis, she will be in the line-up. She knows that there are some good athletes that might be behind her and that's going to push her. Her experience and her ability to execute at a high level is what we need from her."

Koziol will also compete for playing time in the outfield. She was a four-year letterwinner at Liberty High School in Renton and earned Gatorade Washington State Player of the Year honors as a senior.

"Marnie is a very hungry learner," said Tarr. "The people that know how to learn and want to continue to grow and improve are the people that are going to succeed here. That is what I am, I am a teacher, I am going to teach you how to play the game better. She is going to be good because she wants it and she wants to learn. This fall she has been able to suck in as much information as possible and get better offensively, defensively and in the weight room. She is a good athlete and she has got a good lanky athletic body. She is fast and she loves the game. She is going to compete for some time in the outfield and challenge our returners a little bit."

"I am working with outfield this year. They have all improved and have made some big improvements on their approaches to balls, their angles, their accuracy and their arm strength, and that is something that we have been working on daily. We are going to be a more efficient outfield this season and we have a solid group out there."



Aimee Minor ranked second on the team last season with 17 home runs and 53 runs batted in.



Lauren Greer started 55 games in the outfield last season.



COACHING STAFF



The Tarr File

Personal

Birthplace: Redmond, Wash.
Birthdate: Oct. 5, 1974

Education

High School: Redmond (WA) High
College: Washington (B.A. Geography, 1998)
Pacific (M. Education, 2003)

Playing Experience

College: Washington (1994-97)
Professional: Tampa Bay Fire Stix (1997)

Coaching Experience

2005 Washington
2004 Pacific (Assoc. Head Coach)
1999-03 Pacific (Assistant)
1998 Washington (Vol. Assistant)

Miscellaneous

2006-07 Pac-10 representative on the
All-America Selection
Committee

HEAD COACH HEATHER TARR

Second Season • Alma Mater: Washington (1998)

"This year possesses an exciting challenge for us. Our schedule is one of the toughest in the country. This team has a dynamic mix of talent across the board. From the veteran upper class, on down to the rookies, this mix of talent, combined with depth, will allow us to meet this challenge head on. Our success will be determined by our daily improvements as individuals and as a team. If we are disciplined in our pursuit, there is no limit to what this team will do."

Heather Tarr embarks on her second season at the helm of the Husky Softball team. In her first year, Tarr led Washington to the Super Regional where the Huskies fell one game short of advancing to the program's eighth College World Series. The Huskies' season came to an end when they lost a three-game series to eventual national champion Michigan in Ann Arbor and finished the year with a No. 14 national ranking.

Seven Huskies earned All-Pac-10 honors, including Kristen Rivera, who was named Co-Pac-10 Player of the Year. Rivera also became the Huskies' first-ever four-time All-American, earning first team honors as a catcher. Three Washington players earned All-Pacific Region honors and three were named to the Pac-10 All-Academic team for their successes in the classroom.

Washington finished the season with a 35-22 record and finished sixth in the Pac-10 Conference with a 10-11 mark after four teams log-jamed in first place with 13-8 records.

The Huskies tallied 13 wins over opponents ranked in the top-25, including victories over No. 1 Michigan, No. 3 California and No. 4 Stanford.

Before taking over the Washington program, Tarr spent a six-year stint at Pacific as an assistant coach and then associate head coach.

Tarr's previous coaching experience includes six seasons with the Pacific softball program. She was promoted from assistant coach to associate head coach in April of 2004. During that time, the Tigers posted a 232-124 (.652) overall record and 90-44 (.672) mark in the Big West Conference.

In 2001, she and Pacific head coach Brian Kolze were named the 2001 NFCA West Region Coaching Staff of the Year after guiding the Tigers to within one win of the Women's College World Series and a No. 18 final national ranking. That team also finished the season with a .973 fielding percentage, ranking second-best in the country.

Tarr joined Pacific prior to the 1999 season after an outstanding career as a Husky. As a four-year letterwinner, Tarr helped lead UW to a second place finish at the Women's College World Series in 1996 and a third place finish in 1997.

She earned various honors while playing softball at Washington. A three-year member of the Pac-10 All-Academic team from 1994-

97, she was named to the Pac-10 All-Conference team from 1995-97 and the NFCA All-West Region team in 1996 and 1997.

Tarr also worked at Washington as an undergraduate assistant coach during the 1998 season, helping the Huskies to a third-place finish at the 1998 Women's College World Series.

Tarr also brings experience from the professional level as she spent the summer of 1997 as a member of the Women's Professional Fastpitch Softball League's Tampa Bay Fire Stix. She was the league leader in fielding percentage for first basemen and also led the league in walks.

Tarr earned a Bachelor of Arts Degree in Geography from Washington in 1998. She completed her M.Ed. at Pacific in the fall of 2003. Tarr, 31, is a native of Redmond, Wash., and is a graduate of Redmond High School.



Heather Tarr took the Huskies to within one win of the College World Series in her first year as head coach.



The Gaw File

Personal

Birthplace: San Jose, Calif.
Birthdate: May 14, 1975

Education

High School: Centennial (Corona, Calif.)
College: Washington (B.A. Sociology, 1998)

Playing Experience

College: Washington (1994-97)

Coaching Experience

2005 Washington (Assistant)
2002-04 Florida (Assistant)
1998-00 Washington (Vol. Assistant)

ASSISTANT COACH EVE GAW

Second Season • Alma Mater: Washington (1998)

"The fall and winter have flown by, and we are all very anxious to get the 2006 season under way. The team is young but has been challenged early on so it will not let the lack of experience affect what it is capable of accomplishing. We feel if we can keep the focus on our team, we will be where we need to be at the end of the season."

Eve Gaw begins her second season as Washington's pitching coach. Last season, Ashley Boek and Caitlin Noble pitched Washington to within one victory of the College World Series.

Boek was named the Regional Most Outstanding Player after posting a 3-0 record with 32 strikeouts in 23.1 innings, while holding her opponents to a .130 batting average.

Boek broke the school record for strikeouts in an extra-inning game after fanning 18 batters in an 11-inning game vs. Creighton in the NCAA Regional opener.

Noble also set a UW strikeout record, fanning 16 batters in six innings vs. Willamette to surpass Gaw's record of 15 strikeouts set in 1995.

Boek and Noble each tossed a no-hitter and Noble set the Washington single-season record with 9.85 strikeouts per game.

Gaw comes to Washington from Florida State, where she spent two years as the assistant coach in charge of pitching. She tutored the Seminole pitching staff that had the nation's best ERA in 2004, and the fourth best mark in 2003. Under Gaw's tutelage, pitchers Jessica van der Linden and Casey Hunter both earned Easton All-American honors in 2004, finishing with the nation's second and third lowest individual ERAs, respectively. Van der Linden also received the Honda Award for softball and USA Softball National Player of the Year award, becoming the first woman ever to win both accolades. The Seminoles posted a 106-23 record in Gaw's two seasons at FSU and earned a trip to the 2004 Women's College World Series.

Prior to her time at Florida State, Gaw spent seven years at Washington, both as a player and a volunteer assistant coach.

Gaw, who had a career record of 69-17 as a Husky pitcher, played in three Women's College World Series' while at Washington, helping the Huskies to third-place WCWS finishes in 1997 and 1998, and a second-place finish in 1996. A four-time All-Pac-10 selection, she earned third team All-America honors in 1998.

Gaw finished the 1995 season with 27 wins, tied for fourth most in Husky history, recorded 12 shutouts, good for second most, and was named the Husky softball rookie of the year.

Although Gaw didn't begin hitting until midway through her junior season,

she is still sixth in the Husky record books in career slugging percentage (.554) and ninth in career on-base percentage (.410). As a senior, Gaw led the Huskies in batting average (.345), RBIs (37) and home runs (8) while playing first base. She did not abandon the circle, however, going 7-1 with a 1.50 ERA. After the season she was named the Husky player of the year.

Gaw served as a volunteer assistant coach at Washington from 1998-2000. She worked with the UW pitching staff and also evaluated players on video along with other office responsibilities. Tarr, who also served as a volunteer assistant at Washington in 1998, played alongside Gaw from 1994-1997.

Gaw, 30, received her Bachelor of Arts in Sociology in 1998 from Washington, where she was a member of the Dean's List.



Eve Gaw



The Hirai File

Personal

Birthplace: Seattle, Wash.
Birthdate: Nov. 20, 1974

Education

High School: Redmond High
College: Hawaii-Hilo (B.A. History, 1998)

Playing Experience

College: Hawaii-Hilo (1994-97)

Coaching Experience

2002-05 All Star Dugout (head coach)
2001-03 Cincinnati Reds (scout)
1998-99 Hawaii-Hilo (assistant)

ASSISTANT COACH GEOFF HIRAI

First Season • Alma Mater: Hawaii-Hilo (1998)

"I am privileged to be a part of the University of Washington Softball program. I am excited about this great opportunity to coach at the highest level and to help bring the first softball national championship to this university. This year's team is very talented and is ready to carry on the Husky winning tradition with pride and honor. The depth of this team is what makes the coaching staff have good problem. These ladies have been pushing each other everyday on the field, in the weight room, and in conditioning. We are looking forward to attacking any obstacle that is put in front of us together as a team."

Geoff Hirai begins his first season with the Washington Huskies. A Redmond native, Hirai returns to the Northwest after stints as a college coach, major league scout and most recently, owner and instructor at the All-Star Dugout in Mission Viejo, Calif.

"When I thought of who would best fit the needs of our program at this point in time, I immediately thought of Geoff," said head coach Heather Tarr. "He brings with him a passion for coaching and a tremendous amount of knowledge. Being a former baseball player, Geoff will be able to easily convert the knowledge he has for the game into the game of fastpitch softball. Geoff is very detail oriented in all that he does and he will expect a lot from our players and demand perfection."

"I have known Geoff as a coach for many years. He knows what it takes to compete at the highest level. He will have an immediate impact on the University of Washington softball program."

Hirai comes to UW after working as owner, instructor and coach at the All-Star Dugout. Hirai has coached the 18-under travel team for the last four years and has provided individual instruction to athletes pursuing careers in the collegiate and professional baseball ranks.

Prior to becoming the owner of the All-Star Dugout, Hirai was an associate scout with the Cincinnati Reds baseball organization from 2001-03. In this capacity, Hirai was responsible for evaluating players that may be draft worthy.

Before working for the Reds, Hirai spent one year as a teacher at Waiakea High School in Hilo, Hawaii. Hirai taught U.S. History, Humanities and Consumer Education.

Hirai joined Waiakea High School after a successful baseball career at Hawaii-Hilo where he was a four-year letterwinner. Hirai graduated in 1998 with a Bachelor of Arts Degree in History and was an assistant coach for two seasons at Hawaii-Hilo while working to obtain his teaching certificate in Secondary Education.

"I'm very excited for the opportunity to coach at Washington and will do what I can to help these ladies win a national championship," said Hirai. "I've known Heather since we were playing on the 10 year old baseball all-star team. We were good friends at Redmond High School and have kept in touch. I'm excited to join the Husky coaching staff and work with this team."

SUPPORT STAFF



KAREN BAEBLER
Asst. Dir. Olympic Sports



BRANDI GORDON
Team Manager



GARY MCGUIRE
Equipment Manager



SHONA REID-MC Laughlin
Academic Advisor



CHRISSY MESSICK
Certified Athletic Trainer



RICHARD MULCAHY
Academic Coordinator



GREG OBRAY
Certified Athletic Trainer



DR. JOHN O'KANE
Team Physician



JASON PHILLIPS
Strength & Conditioning



GENESIS STEELE
Administrative Assistant



MICHELLE THIRY
Volunteer Assistant Coach



MISTY TUCCI
Athletic Communications



KYLE WASHBURN
Audio Technician



AMY WILSON
Athletic Marketing



PLAYER PROFILES

Player Profiles- Seniors

23 SARAH HYATT

Senior • First Base • Sedro-Woolley, Wash. • Sedro-Woolley HS



Career Highs

At-Bats: _____ 5, 3 times
(last on 5/20/05 vs. Creighton)
Runs: _____ 2, 15 times
(last on 5/21/05 at Nebraska)
Hits: _____ 3, 6 times
(last on 5/21/05 at Nebraska)
Doubles: _____ 2
(2/12/05 vs. Illinois)
Triples: _____ N/A
Home Runs: _____ 2, 3 times
(last on 5/21/05 at Nebraska)
RBIs: _____ 7
(2/13/04 vs. Texas)
Total Bases: _____ 9
(5/21/05 at Nebraska)
Stolen Bases: _____ 1, 4 times
(last on 3/12/05 at Portland)
Walks: _____ 3
(4/3/04 vs. Arizona St.)
Hitting Steak: _____ 6 games
(2/14/04-2/23/04)
Putouts: _____ 14
(3/8/03 vs. Michigan)
Assists: _____ 4, 4 times
(last on 4/5/05 vs. Simon Fraser)
Consecutive Games W/O Error: _____ 27
(4/5/05-present)

Honors & Awards

2005:
_____ All-Pacific Region (2nd)
_____ Pac-10 All-Conference (HM)
_____ NCAA Regional All-Tournament
_____ Hit 15 HR- 10th best in UW history
_____ Husky Golden Glove Award
2004:
_____ Pac-10 All-Conference (HM)
2003:
_____ Husky Co-Rookie of the Year

2005 (JUNIOR): All-Pacific Region second team ... Pac-10 All-Conference honorable mention ... UW Golden Glove award winner ... started 55 games, making 52 starts at first base and three at third ... hit .265 with 44 RBIs, and 31 runs scored ... hit 15 home runs to rank 10th in the UW all-time single-season chart ... hit a two-run home run vs. IPFW (Feb. 4) ... went 3-for-5 with two doubles, two runs and two RBIs against Illinois (Feb. 12) ... went 2-for-5 with three runs, two RBIs and a home run in a double header vs. Willamette (Feb. 19) ... went 3-for-4 with five RBIs, two runs scored and a home run vs. Ohio State (Feb. 26) ... went 2-for-4 in next game vs. Kansas (Feb. 26) with a home run, two runs and two RBIs ... hit 2-for-3 with a home run against UNLV (Mar. 6) ... homered in next game vs. Portland State (Mar. 12) ... hit a home run and drove in five RBIs against DePaul (Mar. 18) ... hit a two-run home run against Fresno State (Mar. 19) ... hit a three-run home run vs. Simon Fraser (Apr. 5) ... hit a two-run home run in her next game vs. California (Apr. 8) ... hit a three-run home run vs. Arizona State (Apr. 17) ... hit a home run vs. UCLA (Apr. 22) ... went 2-for-3 vs. Utah Valley State (May 5) ... homered against Arizona (May 7) ... went 2-for-3 vs. Arizona the next day ... hit in the game-tying run vs. Creighton in the bottom of the 11th inning (May 20) to open the NCAA Tournament ... hit back-to-back home runs vs. Nebraska (May 21), including the game-winner in the regional semifinal ... drove in the game-winning run vs. Iowa in the regional championship (May 22) ... named to the NCAA Regional All-Tournament team in Lincoln, Neb.

2004 (SOPHOMORE): Started 58 games, including 50 at first base, two at second base, four at third base and two as designated player ... hit .232 with six doubles, 12 home runs and a team-leading 49 RBIs ... scored 25 runs with a .489 slugging percentage and .320 on-base percentage ... a Pac-10 All-Conference honorable mention selection ... had six game-winning hits and scored four game-winning runs ... had nine multi-hit games and 12 multi-RBI games ... had a career-best seven RBIs against Texas (Feb. 27) to fall one short of the school record ... hit two home runs in the game, including a grand slam ... also hit a grand slam against Portland State (April 22) ... went 3-for-4 with a double, home run and five RBIs in win over Santa Clara (Mar. 12) ... hit 2-for-2 with two runs scored and four RBIs in victory over Wisconsin (Mar. 13) ... drove in five runs at the NCAA Regional Tournament in Athens, Ga. ... singled in the elimination game of the College World Series against Florida State.

2003 (FRESHMAN): Made 63 starts, including 62 at first base and one at third base ... hit .255 on the season with five doubles and seven home runs ... hit .667 (8-for-12) at the Arizona Pepsi Classic ... hit her first career home run in the

win over Arkansas (Feb. 14) ... went 2-for-3 with a RBI and two runs scored against Arkansas ... recorded three hits in 8-0 romp of Florida International (Feb. 14) ... went 2-for-4 with a run scored and RBI in the 5-3 win over Michigan (Feb. 21) ... homered in the 2-1 victory over Ohio State (Feb. 28) ... had a stretch of six consecutive hits at the Speedline Invitational ... hit two home runs versus North Carolina (Mar. 8) ... hit a home run against Illinois (Mar. 21) ... doubled and scored a run versus Morehead State (Mar. 22) ... hit a RBI single against Utah (Mar. 22) ... went 1-for-2 with a double versus California (Mar. 28) ... had the game-winning hit against Arizona State with a sixth-inning two-run home run (April 5) ... hit the game-winner with an eighth inning three-run home run versus California (April 27) ... went 2-for-3 against Oregon (May 4) and scored a run ... went 2-for-4 versus Arizona in game one of a doubleheader ... hit 2-for-4 with a double, RBI and run scored in the nightcap ... notched an RBI and scored a run in the Regional Championship game versus Iowa (May 18).

HIGH SCHOOL: Earned four letters in softball at Sedro-Woolley High School ... two-time team captain ... named team Offensive Most Valuable Player all four years and Skagit Valley Player of the Year as a junior ... Skagit County Female Athlete of the Year ... two-time Skagit County Softball Player of the Year ... led team to two league championships and two runner-up finishes ... played for the Washington Ladyhawks summer team under current UW assistant coach Eve Gaw and former Husky player Shelley Brown ... also played for the Northwest Force and Northwest Buzz.

PERSONAL: An economics major ... daughter of Corrine and Dan Hyatt ... has a brother Galen (15) ... Sarah Renee Hyatt was born in Sedro-Woolley, Wash.

Hyatt's Career Statistics

Year	Avg.	GP-GS	AB	R	H	2B	3B	HR	RBI	TB	SLG%	BB	HBP	SO	OB%	SF/SH	SB/A	PO	A	E	FLD%
2003	.255	63-63	165	20	42	5	0	7	19	68	.412	24	1	40	.353	0/5	1/1	451	35	12	.976
2004	.232	58-58	177	25	41	6	0	12	49	83	.469	24	1	45	.320	4/2	1/1	318	34	12	.967
2005	.265	55-55	151	31	40	6	0	15	44	91	.603	25	1	45	.371	1/2	2/3	241	35	6	.979
TOT.	.249	176-176	493	76	123	17	0	34	112	242	.491	73	3	130	.347	5/9	4/5	1010	104	30	.974

Player Profiles- Seniors

Hyatt's 2005 Game-By-Game Statistics

Game		AB	R	H	RBI	2B	3B	HR	BB	SB	K
Hawaii Paradise Classic (Honolulu, Hawaii)											
2/3	v. Jacksonville	3	0	0	0	0	0	0	0	0	1
2/4	IPFW	1	1	1	2	0	0	1	1	0	0
2/6	v. Oregon	3	0	1	1	1	0	0	1	0	0
2/6	@ Hawaii	3	0	0	0	0	0	0	1	0	2
Louisville Slugger Classic (Las Vegas, Nev.)											
2/12	v. Illinois	5	2	3	2	2	0	0	0	1	0
2/12	v. UCF	3	0	0	0	0	0	0	0	0	1
2/13	v. Tennessee	2	0	0	0	0	0	0	0	0	2
2/13	v. UCSB	4	0	1	0	0	0	0	0	0	0
2/19	Willamette	3	1	1	1	0	0	1	0	0	1
2/19	Willamette	2	2	1	1	1	0	0	2	0	0
Palm Springs Classic (Palm Springs, Calif.)											
2/25	v. Northwestern	3	0	0	0	0	0	0	1	0	1
2/25	v. Texas A&M	2	0	1	0	0	0	0	0	0	0
2/26	v. Ohio State	4	2	3	5	0	0	1	0	0	0
2/26	v. Kansas	4	1	2	2	0	0	1	0	0	0
2/27	v. Oklahoma St.	3	0	1	0	0	0	0	0	0	2
Las Vegas Classic (Las Vegas, Nev.)											
3/5	v. UIC	3	1	1	1	1	0	0	1	0	1
3/5	v. Oklahoma	3	0	1	0	1	0	0	0	0	0
3/6	v. LBSU	4	0	0	0	0	0	0	0	0	3
3/6	@ UNLV	3	1	2	2	0	0	1	1	0	0
3/12	@ Portland St.	4	2	1	2	0	0	1	1	1	2
3/12	@ Portland St.	1	1	0	0	0	0	0	2	0	1
Kia Classic (Fullerton, Calif.)											
3/17	v. Nebraska	4	0	0	0	0	0	0	0	0	2
3/18	v. DePaul	2	2	1	5	0	0	1	1	0	1
3/18	v. Penn St.	3	1	1	2	0	0	0	0	0	0
3/19	Fresno St.	2	1	1	2	0	0	1	2	0	1
4/1	@ Oregon	3	0	0	0	0	0	0	0	0	1
4/2	@ Oregon St.	3	0	1	0	0	0	0	0	0	1
4/3	@ Oregon St.	1	0	0	0	0	0	0	1	0	0
4/5	Simon Fraser	3	1	1	0	0	0	0	0	0	0
4/5	Simon Fraser	4	1	1	3	0	0	1	0	0	1
4/8	@ California	3	1	1	2	0	0	1	0	0	1
4/9	@ Stanford	3	1	0	0	0	0	0	0	0	0
4/10	@ Stanford	3	0	0	0	0	0	0	0	0	1
4/16	Arizona St.	2	1	1	1	0	0	0	1	0	1
4/17	Arizona St.	2	2	1	3	0	0	1	0	0	1
4/22	@ UCLA	1	1	1	1	0	0	1	0	0	0
4/23	@ UCLA	2	0	0	0	0	0	0	1	0	0
4/27	UCLA	3	0	0	0	0	0	0	0	0	2
4/29	Stanford	2	0	0	0	0	0	0	1	0	1
4/30	California	3	0	0	0	0	0	0	0	0	2
5/1	California	2	1	0	0	0	0	0	1	0	1
5/5	@ UVSC	3	0	1	0	0	0	0	0	0	1
5/6	@ Arizona St.	3	0	0	0	0	0	0	0	0	1
5/7	# Arizona	3	0	0	0	0	0	0	0	0	3
5/7	@ Arizona	2	1	1	1	0	0	1	0	0	0
5/8	@ Arizona	3	0	2	0	0	0	0	0	0	1
5/12	Oregon St.	2	0	1	1	0	0	0	1	0	0
5/13	Oregon	2	0	0	0	0	0	0	0	0	2
5/14	Oregon	2	0	0	0	0	0	0	2	0	1
NCAA Tournament (Omaha, Neb.)											
5/20	v. Creighton	5	0	1	1	0	0	0	0	0	1
5/21	@ Nebraska	4	2	3	2	0	0	2	0	0	1
5/22	v. Iowa	2	1	1	1	0	0	0	1	0	0
NCAA Super Regional (Ann Arbor, Mich.)											
5/27	@ Michigan	3	0	0	0	0	0	0	0	0	0
5/28	@ Michigan	2	0	0	0	0	0	0	0	0	0
5/28	@ Michigan	1	0	0	0	0	0	0	2	0	0
Totals		151	31	40	44	6	0	15	25	2	45

first four innings played in Seattle on 4/18 (postponed due to rain), game finished in Tucson on 5/7

Player Profiles- Seniors



7 AIMEE MINOR

Senior • Outfield • San Jacinto, Calif. • Hemet HS

Career Highs

At-Bats: _____ 5, 4 times
(last on 5/20/05 vs. Creighton)
Runs: _____ 3
(3/12/05 at Portland)
Hits: _____ 3, 6 times
(last on 4/24/05 at Nevada)
Doubles: _____ 2, three times
(last on 4/24/04 vs. Stanford)
Triples: _____ 1, 6 times
(last on 5/12/05 vs. Oregon State)
Home Runs: _____ 2, 4 times
(last on 5/21/05 at Nebraska)
RBIs: _____ 6
(3/21/04 vs. Arizona)
Total Bases: _____ 9
(3/12/05 at Portland St.)
Stolen Bases: _____ 2
(3/6/03 vs. Hofstra)
Walks: _____ 2, 8 times
(last on 5/21/05 at Nebraska)
Hitting Steak: _____ 9 games
(3/18/04 4/3/04)
Putouts: _____ 4
(5/2/04 vs. Oregon)
Assists: _____ 1, 8 times
(last on 4/21/04 vs. Portland St.)
Consecutive Games W/O Error: _____ 42
(2/7/03-4/12/03)

Honors & Awards

2005:
_____ Pac-10 All-Conference (HM)
_____ NCAA Regional All-Tournament
_____ Pac-10 Player of the Week (5/16)
2004:
_____ NCAA Regional All-Tournament
_____ Pac-10 Player of the Week (3/23)
2003:
_____ Pac-10 All-Conference (HM)
_____ NCAA Regional All-Tournament

2005 (JUNIOR): Pac-10 All-Conference honorable mention ... invited to the USA National Team camp ... started all 57 games in centerfield ... hit .291 with 53 RBIs and 34 runs scored ... hit six doubles, a triple and 17 home runs ... her 17 home runs tie for sixth on the UW single-season list ... doubled in back-to-back games vs. Oregon (Feb. 6) and Hawaii (Feb. 6) ... hit the game-winning home run in the eighth inning against UC Santa Barbara (Feb. 13) ... hit two home runs and drove in four runs against Ohio State (Feb. 26) ... went 2-for-2 against Oklahoma State (Feb. 27) ... hit a two-run home run vs. Illinois-Chicago (Mar. 5) ... hit a home run in the eighth inning vs. Long Beach State (Mar. 6), while driving in three runs ... went 3-for-4 with two home runs and three runs scored vs. Portland State (Mar. 12) ... hit a grand slam against DePaul (Mar. 18) ... hit a three-run home run vs. Oregon (Apr. 1) in the Pac-10 opener ... went 2-for-4 at Stanford (Apr. 10), driving in a run ... went 2-for-3 with two RBIs and a run vs. Arizona State (Apr. 17) ... went 4-for-7 in a double header vs. Nevada (Apr. 24) with a double, home run, six RBIs and four runs ... homered against Stanford (Apr. 29) ... hit a solo home run vs. Arizona State (May 6) ... went 2-for-3 with four RBIs in the upset win over sixth-ranked Oregon State (May 12) ... went 2-for-3 against Oregon with a home run and two RBIs (May 14) ... Pac-10 Player of the Week for May 9-15 with .714 average, triple, home run, 1.429 slugging percentage and .800 on-base percentage against Oregon State and Oregon ... scored the game-winning run vs. Creighton in the regional tournament opener (May 20) ... hit back-to-back home runs vs. Nebraska (May 21) in the regional semifinal, including a three-run shot in the sixth inning to tie the game 6-6 ... named to the regional all-tournament team for the third year in a row.

2004 (SOPHOMORE): Played in 56 games, making 53 starts ... hit .275 with a team-leading 12 doubles ... also scored 27 runs, had 19 RBIs and hit two triples and two home runs ... had 11 multi-hit games ... her seven sacrifice hits rank seventh on the UW single-season chart ... had two game-winning hits and scored three game-winning runs ... named Pac-10 Player of the Week (Mar. 23) after leading Washington to the Kia Classic title ... hit .533 (8-for-15) in the tournament, including 3-for-3 in an upset victory over top-ranked Arizona in the championship (Mar. 21) ... had six RBIs in that game with two home runs and a double ... had a nine game hitting streak (Mar. 18-April 3) ... went 2-for-3 with three RBIs and two runs scored against Stanford (April 24) ... hit 2-for-2 against Iowa (Mar. 12) with an RBI and scored a run ... went 2-for-3 against Santa Clara (Mar. 12) with a pair of doubles, an RBI and scored a run ... hit 2-for-3 vs. UCLA (April 10) with an RBI and scored a run ... hit .455 (5-for-11) at the NCAA Regional Tournament to earn all-tournament honors ... went 3-for-4 against Michigan State (May 21) with a double, a RBI and scored two runs

... singled and scored a run in the College World Series opener vs. Oklahoma (May 27) ... doubled in the WCWS elimination game against Florida State (May 29).

2003 (FRESHMAN): Started 60 games, including 52 in right field and eight as designated player ... ranked second on the team with 12 doubles, while also tallying three triples and six home runs ... her 44 RBIs ranked fifth on the squad ... led the team with 10 hit by pitches ... went 2-for-3 with two RBIs and two runs scored in the 8-0 victory over FIU (Feb. 14) ... hit a home run versus Northwestern (Feb. 15) ... singled against Hofstra (Mar. 6) with a run scored and two stolen bases ... broke up a no-hitter with a solo home run versus Stanford (Mar. 9) ... went 3-for-4 versus Texas (Mar. 13) at the Kia Classic, including a home run off Cat Osterman ... hit 2-for-3 with a home run and four RBIs in the victory over Illinois (Mar. 21) ... hit a two-run double versus Oregon (April 11) ... went 2-for-4 against Oregon State (April 14) ... hit a two-RBI single against Western Washington (April 22) ... went 2-for-5 against Oregon (May 3), including a double ... hit 3-for-5 with three RBIs, two runs scored, two doubles and a triple against No. 1-ranked Arizona in game two of a doubleheader (May 10) ... went 2-for-3 against Iowa (May 17) in the regional semifinal with a double, two RBIs and a run scored ... hit 2-for-4 against Iowa (May 18) in the regional championship with one RBI ... singled and scored a run in the College World Series opener against Oklahoma ... blasted her sixth home run of the season against UCLA in the WCWS elimination game.

HIGH SCHOOL: Earned four letters in softball at Hemet High School ... four-time All-League selection ... three-time league Most Valuable Player ... led team to four league titles ... named Hemet School District Outstanding Athlete as a freshman ... Lion's Club Award recipient as a sophomore and junior ... earned Lion's Club Athlete of the Year honors as a senior ... played summer ball for the Firecrackers under Gary Wasdein in 2002 ... also played two summers with the Minors Gold team.

PERSONAL: A psychology major ... daughter of Sandy and Larry Minor ... has two brothers, L.G. (39), and Andy (24) ... contemplating a career as a strength coach ... Aimee Jo Minor was born in Loma Linda, Calif.

Minor's Career Statistics

Year	Avg.	GP-GS	AB	R	H	2B	3B	HR	RBI	TB	SLG%	BB	HBP	SO	OB%	SF/SH	SB/A	PO	A	E	FLD%
2003	.259	63-60	170	27	44	12	3	6	25	80	.471	13	10	40	.345	1/4	7/11	33	5	4	.905
2004	.275	56-53	149	27	41	12	2	2	19	63	.423	22	7	49	.391	1/9	5/7	30	3	3	.917
2005	.291	57-57	151	34	44	6	1	17	53	103	.682	26	8	45	.422	0/1	4/6	33	0	2	.943
TOT.	.274	176-170	470	88	129	30	6	25	97	246	.523	61	25	134	.385	2/14	16/24	96	8	9	.920

Player Profiles- Seniors

Minor's 2005 Game-By-Game Statistics

Game		AB	R	H	RBI	2B	3B	HR	BB	SB	K
Hawaii Paradise Classic (Honolulu, Hawaii)											
2/3	v. Jacksonville	1	2	1	1	0	0	0	1	0	0
2/4	IPFW	2	0	0	0	0	0	0	0	0	0
2/6	v. Oregon	2	1	1	1	1	0	0	1	0	0
2/6	@ Hawaii	1	1	1	1	1	0	0	0	0	0
Louisville Slugger Classic (Las Vegas, Nev.)											
2/12	v. Illinois	2	1	1	0	0	0	0	1	0	0
2/12	v. UCF	3	0	0	0	0	0	0	0	0	1
2/13	v. Tennessee	3	0	0	0	0	0	0	0	0	3
2/13	v. UCSB	3	1	1	2	0	0	1	1	0	2
2/19	Willamette	2	0	0	1	0	0	0	0	0	1
2/19	Willamette	2	1	0	1	0	0	0	1	0	0
Palm Springs Classic (Palm Springs, Calif.)											
2/25	v. Northwestern	1	0	0	0	0	0	0	2	0	0
2/25	v. Texas A&M	2	0	0	0	0	0	0	0	0	1
2/26	v. Ohio State	3	2	2	4	0	0	2	0	0	0
2/26	v. Kansas	2	0	1	0	0	0	0	2	1	0
2/27	v. Oklahoma St.	2	0	2	0	0	0	0	0	0	0
Las Vegas Classic (Las Vegas, Nev.)											
3/5	v. UIC	3	1	1	2	0	0	1	0	0	0
3/5	v. Oklahoma	2	0	1	0	0	0	0	1	0	1
3/6	v. LBSU	4	1	1	3	0	0	1	0	0	3
3/6	@ UNLV	3	0	0	0	0	0	0	1	0	1
3/12	@ Portland St.	4	3	3	2	0	0	2	0	1	1
3/12	@ Portland St.	2	2	0	0	0	0	0	1	0	0
Kia Klassic (Fullerton, Calif.)											
3/17	v. Nebraska	2	0	0	0	0	0	0	1	0	2
3/18	v. DePaul	4	1	1	4	0	0	1	0	0	1
3/18	v. Penn St.	2	2	1	1	0	0	1	1	0	1
3/19	Fresno St.	3	0	1	0	0	0	0	1	0	1
4/1	@ Oregon	2	1	1	3	0	0	1	0	0	0
4/2	@ Oregon St.	3	0	0	0	0	0	0	0	0	1
4/3	@ Oregon St.	3	0	0	0	0	0	0	0	0	2
4/5	Simon Fraser	3	0	1	1	0	0	0	0	0	1
4/5	Simon Fraser	2	2	2	4	1	0	1	0	0	0
4/8	@ California	3	0	0	0	0	0	0	0	0	2
4/9	@ Stanford	3	0	0	0	0	0	0	0	0	0
4/10	@ Stanford	4	0	2	1	0	0	0	0	0	1
4/16	Arizona St.	3	1	2	2	0	0	0	0	0	1
4/17	Arizona St.	2	0	0	0	0	0	0	1	0	1
4/22	@ UCLA	3	0	0	0	0	0	0	0	0	1
4/23	@ UCLA	4	0	1	0	0	0	0	0	0	2
4/24	@ Nevada	3	2	1	3	0	0	1	0	0	0
4/24	@ Nevada	4	2	3	3	1	0	0	0	0	0
4/27	UCLA	3	0	0	0	0	0	0	0	0	2
4/29	Stanford	4	1	1	1	0	0	1	0	0	2
4/30	California	3	0	1	0	1	0	0	0	0	1
5/1	California	2	0	0	0	0	0	0	0	0	1
5/3	@ UVSC	3	0	1	0	1	0	0	0	0	0
5/6	@ Arizona St.	2	1	1	2	0	0	1	1	0	0
5/7	# Arizona	2	0	0	0	0	0	0	1	0	2
5/7	@ Arizona	2	0	0	0	0	0	0	0	0	0
5/8	@ Arizona	2	0	0	0	0	0	0	1	0	1
5/12	Oregon St.	3	1	2	4	0	1	0	0	1	0
5/13	Oregon	1	0	1	0	0	0	0	2	0	0
5/14	Oregon	3	1	2	2	0	0	1	1	1	0
NCAA Tournament (Omaha, Neb.)											
5/20	v. Creighton	5	1	1	0	0	0	0	0	0	2
5/21	@ Nebraska	3	2	2	4	0	0	2	2	0	1
5/22	v. Iowa	4	0	0	0	0	0	0	0	0	1
NCAA Super Regional (Ann Arbor, Mich.)											
5/27	@ Michigan	2	0	0	0	0	0	0	1	0	1
5/28	@ Michigan	3	0	0	0	0	0	0	0	0	0
5/28	@ Michigan	2	0	0	0	0	0	0	1	0	0
Totals		151	34	44	53	6	1	17	26	4	45

first four innings played in Seattle on 4/18 (postponed due to rain), game finished in Arizona on 5/7

Player Profiles- Juniors

9 JACKI HANSEN

Junior • Outfield • Mill Creek, Wash. • Henry M. Jackson HS • Stanford



Career Highs

At-Bats: _____ 4
(2/19/05 vs. Willamette)

Runs: _____ 3
(2/3/05 vs. Jacksonville)

Hits: _____ 2, 3 times
(last on 5/6/05 vs. Arizona St.)

Doubles: _____ 1, 2 times
(last on 4/24/05 at Nevada)

Triples: _____ N/A

Home Runs: _____ 1, 2 times
(last on 4/24/05 at Nevada)

RBIs: _____ 3
(4/24/05 at Nevada)

Total Bases: _____ 6
(4/24/05 at Nevada)

Stolen Bases: _____ 2
(4/24/05 at Nevada)

Walks: _____ 2, 2 times
(last on 5/21/05 at Nebraska)

Hitting Steak: _____ 4 games
(2/3/05-2/6/05)

Putouts: _____ 4, 2 times
(last on 5/13/05 vs. Oregon)

Assists: _____ 1, 3 times
(last on 5/21/05 at Nebraska)

Consecutive Games W/O Error: _____ 44
(2/26/05-5/28/05)

2005 (SOPHOMORE): Started all 57 games in the outfield ... hit .194 with 14 RBIs and 23 runs scored ... kicked off career with four-game hitting streak ... doubled, scored three runs and had two RBIs in season opener against Jacksonville (Feb. 3) ... hit first collegiate home run vs. IPFW (Feb. 4) ... singled and drove in two runs against Willamette (Feb. 19) ... went 2-for-4 in double header vs. Portland State (Mar. 12) with three runs scored ... went 1-for-3 in first game against Stanford (Apr. 8) since transferring from the school ... went 1-for-3 and scored a run against Stanford on the next day (Apr. 10) ... singled and scored a run in the 8-0 victory over Arizona State (Apr. 17) ... went 4-for-4 in the double header vs. Nevada (Apr. 24) with five RBIs, four runs, a double and home run ... singled and scored a run in the 6-4 win over Stanford (Apr. 29) ... hit in the game-winning run vs. California (May 1) ... went 2-for-2 with a pair of singles against Arizona State (May 6) ... walked twice and scored a run in the regional semifinal vs. Nebraska (May 21).

2004 (FRESHMAN AT STANFORD): Member of the Cardinal squad that finished tied for third at the Women's College World Series and tied for second place in the Pacific-10 Conference ... appeared in 38 games for Stanford, making four starts ... singled in her first collegiate at-bat vs. Alabama (Feb. 7) ... singled against Oklahoma State (Feb. 27) ... posted an RBI against Missouri (Feb. 14) ... drew walks against Illinois-Chicago (Mar. 21) and Saint Mary's (April 20) ... scored 10 runs for Stanford and made six putouts ... stole six bases in eight attempts.

HIGH SCHOOL: Earned four letters in softball at Henry M. Jackson High School in Mill Creek, Wash. ... team captain and first team All-League outfield selection as a senior ... second team All-League pick as a junior ... earned All-Area honors as a second baseman during her sophomore campaign ... team placed fourth in the state in 2000 and fifth in 2001 ... played for the Lady Hawks Gold summer team and was coached by current UW assistant coach Eve Gaw and former Husky player Shelley Brown.

PERSONAL: Daughter of Paul and Christine Hansen ... has one brother, Michael (19) ... Michael is a freshman at Gonzaga and is a member of the golf team ... contemplating a career as a high school teacher ... Jacquelyn Marie Hansen was born in Seattle, Wash.



Hansen's Career Statistics

Year	Avg.	GP-GS	AB	R	H	2B	3B	HR	RBI	TB	SLG%	BB	HBP	SO	OB%	SF/SH	SB/A	PO	A	E	FLD%
2004	.100	38-4	20	10	2	0	0	0	1	2	.100	2	1	8	.217	0/0	6/8	6	0	0	1.000
2005	.194	57-57	129	23	25	2	0	2	14	33	.256	12	5	40	.288	0/6	6/8	38	3	4	.911
TOT.	.181	92-61	149	33	27	2	0	2	15	35	.235	14	6	48	.278	0/6	12/16	44	3	4	.922

Player Profiles- Juniors



Hansen's 2005 Game-By-Game Statistics

Game		AB	R	H	RBI	2B	3B	HR	BB	SB	K
Hawaii Paradise Classic (Honolulu, Hawaii)											
2/3	v. Jacksonville	1	3	1	2	1	0	0	0	0	0
2/4	IPFW	2	1	1	1	0	0	1	1	0	0
2/6	v. Oregon	2	1	1	0	0	0	0	1	0	1
2/6	@ Hawaii	3	0	1	0	0	0	0	0	0	0
Louisville Slugger Classic (Las Vegas, Nev.)											
2/12	v. Illinois	3	1	0	1	0	0	0	1	0	2
2/12	v. UCF	2	0	0	0	0	0	0	0	0	0
2/13	v. Tennessee	2	0	0	0	0	0	0	0	0	2
2/13	v. UCSB	3	1	1	0	0	0	0	1	1	0
2/19	Willamette	3	0	0	1	0	0	0	0	0	1
2/19	Willamette	4	1	1	2	0	0	0	0	0	0
Palm Springs Classic (Palm Springs, Calif.)											
2/25	v. Northwestern	2	0	0	0	0	0	0	0	0	1
2/25	v. Texas A&M	2	0	0	0	0	0	0	0	0	0
2/26	v. Ohio State	3	0	0	0	0	0	0	1	0	2
2/26	v. Kansas	2	0	0	0	0	0	0	0	0	2
2/27	v. Oklahoma St.	1	0	0	0	0	0	0	0	0	0
Las Vegas Classic (Las Vegas, Nev.)											
3/5	v. UIC	3	0	0	0	0	0	0	0	0	0
3/5	v. Oklahoma	2	0	0	0	0	0	0	0	0	1
3/6	@ UNLV	2	0	0	0	0	0	0	0	0	0
3/12	@ Portland St.	4	2	1	2	0	0	1	1	1	2
3/12	@ Portland St.	1	1	0	0	0	0	0	2	0	1
Kia Classic (Fullerton, Calif.)											
3/17	v. Nebraska	4	0	0	0	0	0	0	0	0	2
3/18	v. DePaul	2	2	1	5	0	0	1	1	0	1
3/18	v. Penn St.	3	1	1	2	0	0	0	0	0	0
3/19	Fresno St.	2	1	1	2	0	0	1	2	0	1
4/1	@ Oregon	3	0	0	0	0	0	0	0	0	1
4/2	@ Oregon St.	3	0	1	0	0	0	0	0	0	1
4/3	@ Oregon St.	1	0	0	0	0	0	0	1	0	0
4/5	Simon Fraser	3	1	1	0	0	0	0	0	0	0
4/5	Simon Fraser	4	1	1	3	0	0	1	0	0	1
4/8	@ California	3	1	1	2	0	0	1	0	0	1
4/9	@ Stanford	3	1	0	0	0	0	0	0	0	0
4/10	@ Stanford	3	0	0	0	0	0	0	0	0	1
4/16	Arizona St.	2	1	1	1	0	0	0	1	0	1
4/17	Arizona St.	2	2	1	3	0	0	1	0	0	1
4/22	@ UCLA	1	1	1	1	0	0	1	0	0	0
4/23	@ UCLA	2	0	0	0	0	0	0	1	0	0
4/27	UCLA	3	0	0	0	0	0	0	0	0	2
4/29	Stanford	2	0	0	0	0	0	0	1	0	1
4/30	California	3	0	0	0	0	0	0	0	0	2
5/1	California	2	1	0	0	0	0	0	1	0	1
5/5	@ Utah Valley St.	3	0	1	0	0	0	0	0	0	1
5/6	@ Arizona St.	3	0	0	0	0	0	0	0	0	1
5/7	# Arizona	3	0	0	0	0	0	0	0	0	3
5/7	@ Arizona	2	1	1	1	0	0	1	0	0	0
5/8	@ Arizona	3	0	2	0	0	0	0	0	0	1
5/12	Oregon St.	2	0	1	1	0	0	0	1	0	0
5/13	Oregon	2	0	0	0	0	0	0	0	0	2
5/14	Oregon	2	0	0	0	0	0	0	2	0	1
NCAA Tournament (Omaha, Neb.)											
5/20	v. Creighton	5	0	1	1	0	0	0	0	0	1
5/21	@ Nebraska	4	2	3	2	0	0	2	0	0	1
5/22	v. Iowa	2	1	1	1	0	0	0	1	0	0
NCAA Super Regional (Ann Arbor, Mich.)											
5/27	@ Michigan	3	0	0	0	0	0	0	0	0	0
5/28	@ Michigan	2	0	0	0	0	0	0	0	0	0
5/28	@ Michigan	1	0	0	0	0	0	0	2	0	0
Totals		151	31	40	44	6	0	15	25	2	45

first four innings played in Seattle on 4/18 (postponed due to rain), game finished in Arizona on 5/7

Player Profiles- Juniors

4 DOMINIQUE LASTRAPES

Junior • Second Base • Mission Viejo, Calif. • Laguna Hills HS



Career Highs

At-Bats:	6
	(2/8/02 at San Diego St.)
Runs:	4
	(4/17/05 vs. Arizona St.)
Hits:	5
	(5/21/04 vs. Michigan St.)
Doubles:	2
	(2/19/05 vs. Willamette)
Triples:	1
	(2/26/05 vs. Kansas)
Home Runs:	1, 3 times
	(last on 4/27/05 vs. UCLA)
RBIs:	4
	(5/21/04 vs. Michigan St.)
Total Bases:	6
	(4/17/05 vs. Arizona St.)
Stolen Bases:	2, 4 times
	(last on 4/5/05 vs. Simon Fraser)
Walks:	2, 4 times
	(last on 5/20/05 vs. Creighton)
Hitting Steak:	11 games
	(2/6/04-2/15/04)
Putouts:	6, 3 times
	(last on 3/18/05 vs. Penn St.)
Assists:	6, 2 times
	(last on 5/23/04 vs. Georgia)
Consecutive Games W/O Error:	26
	(4/25/04-2/19/05)

Honors & Awards

2005:	All-Pacific Region (2nd)
	Pac-10 All-Conference (HM)
	NCAA Regional All-Tournament
2004:	All-America At-Large (3rd)
	All-Pacific Region (2nd)
	Pac-10 All-Conference (HM)
	NCAA Regional Tournament MVP

2005 (SOPHOMORE): All-Pacific Region second team ... Pac-10 All-Conference honorable mention ... started 55 games at second base, missing two games due to a concussion suffered at California (Apr. 8) ... hit .339 with 42 runs scored and 21 RBIs ... started the season with a five-game hitting streak ... named to the top-40 watch list for the USA Softball Collegiate Player of the Year award ... went 2-for-4 with two runs and an RBI vs. IPFW (Feb. 4) ... went 2-for-3 and scored a run against Hawaii (Feb. 6) ... went 5-for-7 in the double header vs. Willamette (Feb. 19) with three RBIs, three runs scored and two doubles ... hit 2-for-4 with an RBI-triple against Kansas (Feb. 26) ... hit her first career home run and the game-winner against Oklahoma State (Feb. 27) ... had two singles vs. Oregon State (Apr. 4) ... singled and scored two runs against Simon Fraser (Apr. 5) ... singled and stole a base vs. California (Apr. 8), suffering a concussion during the stolen base after a collision with short stop Chelsea Spencer ... went 5-for-6 in back-to-back games vs. Arizona State (Apr. 16-17) with six runs and two RBIs ... hit a two-run home run vs. ASU (Apr. 17) ... went 4-for-8 in the double header vs. Nevada (Apr. 24) with two doubles, four RBIs and five runs ... went 2-for-3 vs. UCLA with a home run (Apr. 27) ... led team with a .412 average in Pac-10 games ... went 2-for-3 and scored two runs vs. Oregon in the Pac-10 finale (May 14) ... named to the regional all-tournament team after leading the Huskies with a .667 (8-for-12) average in Lincoln, Neb. ... broke up a no-hitter vs. Creighton in the sixth inning of the regional opener with a double ... went 3-for-5 vs. Nebraska (May 21) in the regional semifinal ... went 4-for-4 vs. Iowa in the regional championship (May 22) ... went 2-for-3 vs. Michigan (May 28) in the second game of the Super Regional.

2004 (FRESHMAN): Started 59 games, including 53 at second base and six at shortstop ... hit .371 with a team-leading 75 hits and 41 runs scored ... hit 10 doubles and drove in 20 runs ... a third team All-America selection and second team All-Pacific Region honoree ... a honorable mention All-Pac-10 pick ... opened her collegiate career with an 11-game hitting streak ... went 3-for-5 with a double, RBI and two runs scored vs. Syracuse (Feb. 13) ... hit 3-for-3 with a RBI-double against Texas (Feb. 13) ... went 2-for-3 with three RBIs in the win over Texas Tech (Feb. 14) ... hit 3-for-3 with three runs scored, a double and a RBI in the upset win over No. 1 Arizona in the Kia Classic championship game (Mar. 21) ... had three hits, including a double with two RBIs against Oregon State (April 17) ... opened the NCAA Regional Tournament in Athens, Ga., with 10 hits in 10 at-bats to tie the NCAA record for consecutive hits ... went 4-for-4 against Chattanooga (May 20) with two runs scored ... hit 5-for-5 with four RBIs in the victory over Michigan State (May 21) ... named Regional MVP after hitting 12-for-15 (.800) with four RBIs and six

runs scored ... singled in the World Series opener against Oklahoma (May 27).

HIGH SCHOOL: Earned four letters in softball at Laguna Hills High School in Laguna Hills, Calif. ... three-time first team All-County selection ... league MVP as a junior and senior ... four-time first team All-CIF ... named team MVP all four years ... team won the league championship during her junior campaign ... 2003 Homecoming Queen ... four-time honor roll member ... played summer ball for Orange County Batbusters ... was teammates with Husky junior Dena Tyson ... played in the ASA National Tournaments from 2000-2003, winning the 2002 and 2003 championships ... 2000 squad was national runner-up ... earned first team All-America honors in 2001.

PERSONAL: A communications major ... daughter of Dave and Renee Lastrapes ... has two sisters, Brittany (16) and Lauren (14) ... enjoys make-up and fashion ... Dominique Renee Lastrapes was born in Hollywood, Calif.



Lastrapes' Career Statistics

Year	Avg.	GP-GS	AB	R	H	2B	3B	HR	RBI	TB	SLG%	BB	HBP	SO	OB%	SF/SH	SB/A	PO	A	E	FLD%
2004	.371	59-59	202	41	75	10	0	0	20	85	.421	18	3	23	.427	2/1	8/10	100	109	10	.954
2005	.339	55-55	174	42	59	13	1	3	21	83	.477	20	4	21	.419	0/4	10/13	95	65	7	.958
TOT.	.356	114-114	376	83	134	23	1	3	41	168	.447	38	7	44	.423	2/5	18/23	195	174	17	.956

Player Profiles- Juniors

Lastrapes' 2005 Game-By-Game Statistics

Game		AB	R	H	RBI	2B	3B	HR	BB	SB	K
Hawaii Paradise Classic (Honolulu, Hawaii)											
2/3	v. Jacksonville	3	0	0	0	0	0	0	0	0	1
2/4	IPFW	1	1	1	2	0	0	1	1	0	0
2/6	v. Oregon	3	0	1	1	1	0	0	1	0	0
2/6	@ Hawaii	3	0	0	0	0	0	0	1	0	2
Louisville Slugger Classic (Las Vegas, Nev.)											
2/12	v. Illinois	5	2	3	2	2	0	0	0	1	0
2/12	v. UCF	3	0	0	0	0	0	0	0	0	1
2/13	v. Tennessee	2	0	0	0	0	0	0	0	0	2
2/13	v. UCSB	4	0	1	0	0	0	0	0	0	0
2/19	Willamette	3	1	1	1	0	0	1	0	0	1
2/19	Willamette	2	2	1	1	1	0	0	2	0	0
Palm Springs Classic (Palm Springs, Calif.)											
2/25	v. Northwestern	3	0	0	0	0	0	0	1	0	1
2/25	v. Texas A&M	2	0	1	0	0	0	0	0	0	0
2/26	v. Ohio State	4	2	3	5	0	0	1	0	0	0
2/26	v. Kansas	4	1	2	2	0	0	1	0	0	0
2/27	v. Oklahoma St.	3	0	1	0	0	0	0	0	0	2
Las Vegas Classic (Las Vegas, Nev.)											
3/5	v. UIC	3	1	1	1	1	0	0	1	0	1
3/5	v. Oklahoma	3	0	1	0	1	0	0	0	0	0
3/6	v. LBSU	4	0	0	0	0	0	0	0	0	3
3/6	@ UNLV	3	1	2	2	0	0	1	1	0	0
3/12	@ Portland St.	4	2	1	2	0	0	1	1	1	2
3/12	@ Portland St.	1	1	0	0	0	0	0	2	0	1
Kia Klassic (Fullerton, Calif.)											
3/17	v. Nebraska	4	0	0	0	0	0	0	0	0	2
3/18	v. DePaul	2	2	1	5	0	0	1	1	0	1
3/18	v. Penn St.	3	1	1	2	0	0	0	0	0	0
3/19	Fresno St.	2	1	1	2	0	0	1	2	0	1
4/1	@ Oregon	3	0	0	0	0	0	0	0	0	1
4/2	@ Oregon St.	3	0	1	0	0	0	0	0	0	1
4/3	@ Oregon St.	1	0	0	0	0	0	0	1	0	0
4/5	Simon Fraser	3	1	1	0	0	0	0	0	0	0
4/5	Simon Fraser	4	1	1	3	0	0	1	0	0	1
4/8	@ California	3	1	1	2	0	0	1	0	0	1
4/9	@ Stanford	3	1	0	0	0	0	0	0	0	0
4/10	@ Stanford	3	0	0	0	0	0	0	0	0	1
4/16	Arizona St.	2	1	1	1	0	0	0	1	0	1
4/17	Arizona St.	2	2	1	3	0	0	1	0	0	1
4/22	@ UCLA	1	1	1	1	0	0	1	0	0	0
4/23	@ UCLA	2	0	0	0	0	0	0	1	0	0
4/27	UCLA	3	0	0	0	0	0	0	0	0	2
4/29	Stanford	2	0	0	0	0	0	0	1	0	1
4/30	California	3	0	0	0	0	0	0	0	0	2
5/1	California	2	1	0	0	0	0	0	1	0	1
5/5	@ Utah Valley St.	3	0	1	0	0	0	0	0	0	1
5/6	@ Arizona St.	3	0	0	0	0	0	0	0	0	1
5/7	# Arizona	3	0	0	0	0	0	0	0	0	3
5/7	@ Arizona	2	1	1	1	0	0	1	0	0	0
5/8	@ Arizona	3	0	2	0	0	0	0	0	0	1
5/12	Oregon St.	2	0	1	1	0	0	0	1	0	0
5/13	Oregon	2	0	0	0	0	0	0	0	0	2
5/14	Oregon	2	0	0	0	0	0	0	2	0	1
NCAA Tournament (Omaha, Neb.)											
5/20	v. Creighton	5	0	1	1	0	0	0	0	0	1
5/21	@ Nebraska	4	2	3	2	0	0	2	0	0	1
5/22	v. Iowa	2	1	1	1	0	0	0	1	0	0
NCAA Super Regional (Ann Arbor, Mich.)											
5/27	@ Michigan	3	0	0	0	0	0	0	0	0	0
5/28	@ Michigan	2	0	0	0	0	0	0	0	0	0
5/28	@ Michigan	1	0	0	0	0	0	0	2	0	0
Totals		151	31	40	44	6	0	15	25	2	45

first four innings played in Seattle on 4/18 (postponed due to rain), game finished in Arizona on 5/7

Player Profiles- Juniors

3

DENA TYSON

Junior • Outfield • Corona, Calif. • Corona HS



Career Highs

At-Bats:	5
(last on 5/10/03 vs. Arizona)	
Runs:	2, 11 times
(last on 4/4/04 vs. Arizona St.)	
Hits:	2, 13 times
(last on 4/4-04 vs. Arizona St.)	
Doubles:	2
(4/22/03 vs. Western Washington)	
Triples:	1
	0
Home Runs:	1, 10 times
(last on 5/1/04 vs. Oregon)	
RBIs:	3, 3 times
(last on 2/15/04 vs. Massachusetts)	
Total Bases:	6
(3/22/03 vs. Utah)	
Stolen Bases:	1, 6 times
(last on 4/25/05 vs. Stanford)	
Walks:	2, 6 times
(last on 2/13/04 vs. Syracuse)	
Hitting Steak:	8 games
(2/13/04-2/20/04)	
Putouts:	3, 3 times
(last on 3/26/04 vs. Northwestern)	
Assists:	1, 7 times
(last on 4/24/-4 vs. Stanford)	
Consecutive Games W/O Error:	34
(3/8/03-5/10/03)	

Honors & Awards

2003:	
_____ Pac-10 All-Conference (HM)	
_____ Speedline All-Tournament Team	
_____ Husky Co-Rookie of the Year	

2005: Redshirted the 2005 season due to injury.

2004 (SOPHOMORE): Started 53 games, despite a torn labrum ... made 11 starts in the outfield and 42 as the designated hitter ... hit .223 with five doubles, a triple and two home runs ... scored 33 runs and had 26 RBIs ... led team with nine game-winning hits, while scoring two game-winning runs ... had four multi-hit games and five multi-RBI games ... went 2-for-5 with a triple and three RBIs in the extra-inning win over San Diego State (Feb. 8) ... had an eight-game hitting streak from Feb. 7-20 ... hit 2-for-3 with two runs scored and an RBI against San Diego State (Feb. 20) ... went 2-for-2 with an RBI-double vs. Iowa (Mar. 12) ... hit 2-for-3 against Texas A&M (Mar. 18) and drove in a run ... hit a three-run home run against Massachusetts (Feb. 15) ... homered against Oregon (May 1) ... hit an RBI-single and scored two runs against Arizona State (April 4) ... hit a pair of RBI-singles in games against Michigan State (May 21) and Georgia (May 23) at the NCAA Regional Tournament in Athens, Ga. ... hit a RBI-single in the College World Series opener against Oklahoma (May 27).

2004 (FRESHMAN): Started 58 games in left field, one in centerfield and one as the designated player ... led team with 13 doubles, while her eight home runs ranked fourth ... ranked second on the squad with 28 walks ... blasted a home run in her first collegiate at-bat against Santa Clara (Feb. 7) ... hit a double against Arkansas (Feb. 14) ... went 5-for-12 (.471) at the Worth Invitational, including two doubles, a home run and three RBIs ... was 2-for-3 against Northwestern (Mar. 1) ... hit 1-for-2 against Pacific (Mar. 1) and Purdue (Mar. 2) ... named to the Speedline All-Tournament team after hitting .389 (7-for-18) and driving in two game-winning runs ... hit a three-run home run against Northwestern (Mar. 7) ... went 2-for-2 with a run scored and two RBIs against Temple (Mar. 8) ... drew two walks and scored two runs versus No. 4 Texas (Mar. 13) ... hit .545 (6-for-11) at the Capital Classic with two home runs and five runs scored ... went 1-for-3 with a home run versus Sacramento State (Mar. 21) ... hit 2-for-2 against Morehead State (Mar. 22) ... went 2-for-4 versus Utah (Mar. 22) with a double, home run and two runs scored ... hit a home run and notched two RBIs in a win over Oregon (April 11) ... blasted a home run in the following game at Oregon State (April 12) with two RBIs ... went 2-for-2 with a pair of doubles against Western Washington (April 22) ... notched a sacrifice fly versus California (April 27) ... went 2-for-2 versus Arizona State (May 9) ... homered in 7-1 win over Arizona (May 10) to open a doubleheader ...

went 2-for-5 with a double, RBI and two runs scored in the UA nightcap ... hit a two-RBI double against Mississippi State (May 16) at the regional tournament to break open a 0-0 sixth inning tie ... went 1-for-3 against Iowa (May 17) in the regional semifinal with an RBI double and run scored ... singled and scored a run in the regional championship versus Iowa (May 18).

HIGH SCHOOL: Earned four letters in softball at Corona High School ... All-America selection as a senior ... two-time team captain ... tabbed team co-Most Valuable Player ... led team to back-to-back league championships as a freshman and sophomore ... four-time All-League honoree and three-time All-CIF pick ... played three years of summer ball for Panthers Gold under Dale Moore ... led team to a second place finish at the 1999 16-under National Tournament ... also played for the Batbusters under Gary Haning along with current Husky sophomore Dominique Lastrapes ... helped team to the 2002 18-under Gold National Title.

PERSONAL: Daughter of Marty and Donna Tyson ... has three sisters, Victoria (16), Domonique (13) and Dawna (12) ... Dena Martee Tyson was born in Montclair, Calif.



Tyson's Career Statistics

Year	Avg.	GP-GS	AB	R	H	2B	3B	HR	RBI	TB	SLG%	BB	HBP	SO	OB%	SF/SH	SB/A	PO	A	E	FLD%
2003	.268	61-60	153	30	41	13	0	8	28	78	.510	28	2	31	.388	0/4	3/4	34	6	4	.909
2004	.223	53-53	148	22	33	5	1	2	26	46	.311	21	4	40	.333	1/3	3/5	7	1	0	1.000
TOT.	.246	114-113	301	52	74	18	1	10	54	124	.412	49	6	71	.361	1/7	6/9	41	7	4	.923

Player Profiles- Juniors

Tyson's 2004 Game-By-Game Statistics

Game		AB	R	H	RBI	2B	3B	HR	BB	SB	K
Long Beach State Invitational (Long Beach, Calif.)											
2/6	v. San Diego St.	3	1	0	0	0	0	0	0	0	1
2/7	v. UCLA	3	1	1	0	1	0	0	0	1	2
2/8	v. San Diego St.	5	1	2	3	0	1	0	0	0	1
Fiesta Bowl Classic (Tempe, Ariz.)											
2/13	v. Syracuse	2	1	1	1	0	0	0	2	0	0
2/13	v. Texas	3	2	1	0	0	0	0	1	1	1
2/14	v. Texas A&M	3	0	1	2	0	0	0	0	0	0
2/15	v. Massachusetts	3	1	1	3	0	0	1	0	0	0
Campbell/Cartier Classic (San Diego, Calif.)											
2/20	v. Long Beach St.	2	0	1	0	0	0	0	1	0	0
2/20	v. San Diego St.	3	2	2	1	0	0	0	0	0	0
NFCA Leadoff Classic (Columbus, Ga.)											
2/27	v. Texas	3	1	0	0	0	0	0	1	0	1
2/28	v. Florida St.	2	0	0	0	0	0	0	1	0	2
2/28	v. LSU	2	1	0	0	0	0	0	0	0	1
2/29	v. C. Michigan	3	0	0	0	0	0	0	0	0	2
National Invitational Softball Tournament (San Jose, Calif.)											
3/12	v. Iowa	2	0	2	1	1	0	0	1	0	0
3/12	v. Santa Clara	3	0	0	0	0	0	0	0	0	1
3/13	v. Wisconsin	3	0	1	1	0	0	0	0	0	0
3/13	v. Arizona St.	3	0	1	2	0	0	0	1	0	1
3/14	v. California	3	0	0	0	0	0	0	1	0	1
Kia Klassic (Fullerton, Calif.)											
3/18	v. Pacific	3	0	1	2	0	0	0	0	0	0
3/18	v. Texas A&M	4	0	2	1	0	0	0	0	0	0
3/19	v. Princeton	2	1	1	0	1	0	0	1	0	1
3/20	v. Oklahoma	3	0	1	1	1	0	0	1	0	0
3/21	v. Arizona	4	0	1	0	0	0	0	0	0	1
3/24	at CS Northridge	4	2	1	0	1	0	0	1	0	1
3/26	v. Northwestern	2	0	0	0	0	0	0	1	0	1
3/26	at CS Fullerton	3	0	1	1	0	0	0	0	0	0
4/3	at Arizona St.	2	0	0	0	0	0	0	1	0	0
4/4	at Arizona St.	4	2	1	1	0	0	0	0	0	1
4/9	UCLA	1	1	0	0	0	0	0	1	0	0
4/10	UCLA	3	0	1	1	0	0	0	0	0	0
4/16	Oregon	3	0	0	0	0	0	0	0	0	1
4/17	Oregon St.	3	1	1	0	0	0	0	0	0	1
4/18	Oregon St.	2	1	1	0	0	0	0	1	0	0
4/21	Portland St.	2	1	1	0	0	0	0	1	0	0
4/23	California	2	0	1	0	0	0	0	1	0	1
4/24	Stanford	1	0	0	0	0	0	0	0	0	0
4/25	Stanford	1	0	0	0	0	0	0	1	1	1
4/30	at Oregon St.	3	0	0	0	0	0	0	0	0	0
5/1	at Oregon	2	1	1	1	0	0	1	0	0	1
5/2	at Oregon	4	0	0	0	0	0	0	0	0	0
5/5	at UCLA	3	0	0	0	0	0	0	0	0	1
5/7	at Stanford	2	0	0	0	0	0	0	0	0	2
5/8	at California	3	0	0	0	0	0	0	0	0	0
5/9	at California	2	0	0	0	0	0	0	0	0	1
5/14	Arizona St.	3	0	1	1	0	0	0	1	0	1
5/15	Arizona	2	0	0	0	0	0	0	1	0	2
NCAA Tournament (Omaha, Neb.)											
5/20	v. UTC	4	0	0	0	0	0	0	0	0	3
5/21	v. Michigan St.	4	0	1	1	0	0	0	0	0	0
5/22	v. Georgia Tech	3	0	0	0	0	0	0	0	0	2
5/23	at Georgia	3	0	1	1	0	0	0	0	0	1
Women's College World Series (Oklahoma City, Okla.)											
5/27	v. Oklahoma	3	0	1	1	0	0	0	0	0	0
5/29	v. Florida St.	3	0	0	0	0	0	0	0	0	2
Totals		148	22	33	26	5	1	2	21	3	40

HISTORY

NCAA

OPPONENTS

REVIEW

PLAYERS

COACHES/STAFF

PREVIEW

GENERAL

Player Profiles- Sophomores

11 ASHLEY CHARTERS

Sophomore • Shortstop • Newberg, Ore. • Southridge HS



Career Highs

At-Bats: _____ 5, 2 times
(last on 5/21/05 at Nebraska)

Runs: _____ 4
(3/18/05 vs. DePaul)

Hits: _____ 3, 4 times
(last on 5/21/05 at Nebraska)

Doubles: _____ 1, 5 times
(last on 5/21/05 at Nebraska)

Triples: _____ 1
(5/14/05 vs. Oregon)

Home Runs: _____ 1
(2/19/05 vs. Willamette)

RBIs: _____ 3
(5/14/05 vs. Oregon)

Total Bases: _____ 5
(2/19/05 vs. Willamette)

Stolen Bases: _____ 3, 2 times
(last on 3/18/05 vs. DePaul)

Walks: _____ 2, 3 times
(last on 5/6/05 at Arizona St.)

Hitting Steak: _____ 13 games
3/5/05-4/2/05)

Putouts: _____ 4, 3 times
(last on 5/12/05 vs. Oregon St.)

Assists: _____ 4, 2 times
(last on 5/8/05 at Arizona)

Consecutive Games W/O Error: _____ 12
(2/12/05-3/17/05)

Honors & Awards

2005:
_____ Pac-10 All-Conference (2nd)
_____ Husky Offensive MVP

AS A FRESHMAN (2005): Pac-10 All-Conference second team ... Husky Offensive MVP ... started all 57 games, including 56 at shortstop and one at second base ... leads team with a .374 average, 65 hits, 53 runs and 33 stolen bases ... her 33 steals led the Pac-10 ... had a 13-game hitting streak from Mar. 5-April 3 ... led UW with 18 multi-hit games and had three hits in games vs. Long Beach State (Mar. 6), Utah Valley State (May 5), Oregon (May 13) and Nebraska (May 21) ... had five multi-RBI games ... hit safely in 43 games ... tallied a double vs. Jacksonville (Feb. 5) for her first career hit ... hit an inside-the-park home run vs. Willamette (Feb. 19) ... stole three bases in games vs. Northwestern (Feb. 25) and DePaul (Mar. 18) ... scored three or more runs four times, including four runs vs. DePaul ... went 3-for-6 with three runs in a double header vs. Nevada (Apr. 24) ... singled and scored a run in the 3-2 win over UCLA (Apr. 27) ... went 2-for-4 with two runs and a stolen base in the win over Stanford (Apr. 29) ... went 3-for-4 with a double and run scored vs. Utah Valley State (May 5) ... went 3-for-4 with two stolen bases vs. Oregon (May 13) ... hit a three-run triple vs. Oregon the next day (May 14) ... went 3-for-5 vs. Nebraska in the regional semifinal (May 21) with a double and RBI ... hit 2-for-3 and scored a run vs. Michigan in the Super Regional championship (May 28).

HIGH SCHOOL: Earned four letters in softball at Southridge High School in Newberg, Ore. ... the state Co-Player of the Year in 2004 and 2003 ... led team to a second place state finish as a junior and fourth place finish as a senior ... a four-time All-League selection and 2004 Metro League Player of the Year ... three-time team captain ... also earned four letters in basketball, earning McDonald's All-America honors as a senior ... an honor roll student with a 3.89 grade point average ... played summer ball for the Oregon Sun Supply under head coach Tim Hill ... team won the 2002 16-A Nationals in Sioux Falls, S.D., ... team placed 17th in the 2004 18 Gold Nationals in Marietta, Ga., and 32nd in the 2003 18-A Nationals in Garland, Texas ... member of the Murray Hill Little League team that placed second at the 1998 Little League World Series.

PERSONAL: Daughter of Wilbur and Tanda Charters ... has two brothers, Kaleb (22) and Seth (25) ... Ashley Deon Charters was born in Nampa, Idaho.



Charters' Career Statistics

Year	Avg.	GP-GS	AB	R	H	2B	3B	HR	RBI	TB	SLG%	BB	HBP	SO	OB%	SF/SH	SB/A	PO	A	E	FLD%
2005	.374	57-57	174	53	65	5	1	1	18	75	.431	25	6	48	.468	0/4	33/38	90	75	13	.927
TOT.	.374	57-57	174	53	65	5	1	1	18	75	.431	25	6	48	.468	0/4	33/38	90	75	13	.927

Player Profiles- Sophomores



Charters' 2005 Game-By-Game Statistics

Game		AB	R	H	RBI	2B	3B	HR	BB	SB	K
Hawaii Paradise Classic (Honolulu, Hawaii)											
2/3	v. Jacksonville	2	0	1	2	1	0	0	1	0	1
2/4	IPFW	1	3	1	0	0	0	0	2	1	0
2/6	v. Oregon	3	1	1	0	0	0	0	0	0	0
2/6	@ Hawaii	3	1	0	0	0	0	0	0	0	1
Louisville Slugger Classic (Las Vegas, Nev.)											
2/12	v. Illinois	4	2	2	0	0	0	0	0	2	1
2/12	v. UCF	3	0	1	0	0	0	0	0	1	1
2/13	v. Tennessee	3	1	1	0	0	0	0	0	2	1
2/13	v. UCSB	4	0	0	0	0	0	0	1	0	1
2/19	Willamette	3	3	2	2	0	0	1	1	1	0
2/19	Willamette	4	3	2	2	0	0	0	1	0	0
Palm Springs Classic (Palm Springs, Calif.)											
2/25	v. Northwestern	2	1	1	0	0	0	0	2	3	1
2/25	v. Texas A&M	3	0	2	0	0	0	0	0	1	0
2/26	v. Ohio State	3	2	2	0	0	0	0	1	1	0
2/26	v. Kansas	4	1	1	0	0	0	0	0	1	1
2/27	v. Oklahoma St.	2	0	0	0	0	0	0	1	0	1
Las Vegas Classic (Las Vegas, Nev.)											
3/5	v. UIC	3	1	1	1	1	0	0	1	0	1
3/5	v. Oklahoma	3	0	1	0	0	0	0	0	0	1
3/6	v. LBSU	4	2	3	0	0	0	0	0	2	1
3/6	@ UNLV	3	2	2	0	0	0	0	1	1	0
3/12	@ Portland St.	4	0	1	2	0	0	0	0	0	0
3/12	@ Portland St.	2	1	1	1	0	0	0	0	0	0
Kia Klassic (Fullerton, Calif.)											
3/17	v. Nebraska	3	1	2	0	0	0	0	1	0	0
3/18	v. DePaul	3	4	2	1	0	0	0	1	3	0
3/18	v. Penn St.	4	1	2	0	0	0	0	0	0	1
3/19	Fresno St.	4	0	2	0	0	0	0	0	1	1
4/1	@ Oregon	3	1	1	1	1	0	0	0	1	2
4/2	@ Oregon St.	3	1	1	1	0	0	0	1	1	1
4/3	@ Oregon St.	2	0	1	0	0	0	0	1	0	1
4/5	Simon Fraser	2	1	0	0	0	0	0	1	1	1
4/5	Simon Fraser	4	1	1	3	0	0	1	0	0	1
4/8	@ California	3	0	0	0	0	0	0	0	1	0
4/9	@ Stanford	4	0	0	0	0	0	0	0	0	3
4/10	@ Stanford	4	0	1	1	1	0	0	0	0	1
4/16	Arizona St.	3	0	0	0	0	0	0	0	0	2
4/17	Arizona St.	3	2	1	0	0	0	0	0	0	1
4/22	@ UCLA	3	0	1	0	0	0	1	1	0	1
4/23	@ UCLA	3	0	0	0	0	0	0	1	1	0
4/27	UCLA	2	1	1	0	0	0	0	1	0	0
4/29	Stanford	4	2	2	0	0	0	0	0	1	1
4/30	California	3	0	0	0	0	0	0	0	0	3
5/1	California	2	0	0	0	0	0	0	0	0	0
5/5	@ UVSC	3	1	3	1	1	0	0	0	0	0
5/6	@ Arizona St.	1	2	0	0	0	0	0	2	0	0
5/7	# Arizona	2	0	1	0	0	0	0	1	0	1
5/7	@ Arizona	3	0	1	0	0	0	0	0	0	2
5/8	@ Arizona	4	0	0	0	0	0	0	0	0	3
5/12	Oregon St.	4	2	1	0	0	0	0	0	0	2
5/13	Oregon	4	0	3	0	0	0	0	0	2	1
5/14	Oregon	3	1	1	3	0	1	0	1	0	0
NCAA Tournament (Omaha, Neb.)											
5/20	v. Creighton	5	0	1	0	0	0	0	0	0	1
5/21	@ Nebraska	5	1	3	1	0	0	0	0	0	0
5/22	v. Iowa	3	0	0	0	0	0	0	0	0	2
NCAA Super Regional (Ann Arbor, Mich.)											
5/27	@ Michigan	3	0	0	0	0	0	0	0	0	3
5/28	@ Michigan	3	0	1	0	0	0	0	0	1	1
5/28	@ Michigan	3	1	2	0	0	0	0	0	0	1
Totals		174	53	65	18	5	1	1	25	33	48

first four innings played in Seattle on 4/18 (postponed due to rain), game finished in Tucson on 5/7

HISTORY

NCAA

OPPONENTS

REVIEW

PLAYERS

COACHES/STAFF

PREVIEW

GENERAL

Player Profiles- Sophomores

18 TORIE COURY

Sophomore • Utility • Everett, Wash. • Everett HS



Career Highs

At-Bats: _____ 4, 4 times
(last on 4/24/05 at Nevada)
Runs: _____ 2
(4/24/05 at Nevada)
Hits: _____ 2
(4/24/05 at Nevada)
Doubles: _____ 1
(3/18/05 vs. DePaul)
Triples: _____ N/A
Home Runs: _____ 1
(4/24/05 at Nevada)
RBIs: _____ 2
(4/24/05 at Nevada)
Total Bases: _____ 4
(4/24/05 at Nevada)
Stolen Bases: _____ 2, 4 times
(last on 4/5/05 vs. Simon Fraser)
Walks: _____ 1, 2 times
(last on 3/6/05 vs. Long Beach St.)
Hitting Steak: _____ 2 games
(4/24/05)
Putouts: _____ 3, 3 times
(last on 4/10/05 vs. Stanford)
Assists: _____ 5
(3/5/05 vs. Illinois-Chicago)
Consecutive Games W/O Error: _____ 8
(4/10/05-present)

AS A FRESHMAN (2005): Appeared in 33 games, making 17 starts at third base, one in right field, one at short stop, one at second base and two as designated player ... tallied first collegiate hit vs. UC Santa Barbara (Feb. 13) ... singled in wins against Kansas (Feb. 26), Illinois-Chicago (Mar. 5) and Long Beach State (Mar. 6) ... stole her first base against Long Beach State ... drove in a run against Portland State (Mar. 12) ... doubled against DePaul (Mar. 18)... drove in a run vs. Simon Fraser (Apr. 5) ... singled and had a sacrifice vs. Stanford (Apr. 10) ... went 2-for-2 in the opening game of a double header vs. Nevada (Apr. 24) ... hit her first career home run in the nightcap and drove in two runs ... scored a run in the 9-0 upset win over Oregon State (May 12).

HIGH SCHOOL: Earned four letters in softball at Everett High School ... three-time recipient of the Coaches' Award ... led team to its first ever state tournament appearance as a freshman and again as a junior ...earned All-Wesco honors all four years, including first team honors as a freshman ...named Most Inspirational and received the Scholastic Award as a sophomore ...named Defensive MVP as a junior and broke the school's

record for doubles and run scored ... Snohomish County Player of the Week (2003) ... hit a home run in the program's first at-bat on its new field ... also lettered in basketball and soccer ... played summer ball with the Everett Elite for four year under coach Jim Tri ... team placed second at the 2000 NSA World Series in Las Vegas and won the 1999 NSA State Championship in Monroe ... played one year with the Northwest Classics under head coach Gil Ayala ... team placed second at the 2003 NFPSA in Beaverton, Ore., and third at the 2003 Colorado Sparkelar ... played most recently with the Absolute Blast under head coach Eric Bolstad ... team placed fifth at the 2004 ASA Regionals in Kelso.

PERSONAL: Considering a major in PolySci ... daughter of George and Cathy Coury ... has two sisters, Cammy Bowker (26) and Tracy Finegan (35), and two brothers, Brandon Coury (26) and James Finegan (32) ... contemplating a career in physical therapy ... Victoria Eileen Coury was born in Everett, Wash.



Coury's Career Statistics

Year	Avg.	GP-GS	AB	R	H	2B	3B	HR	RBI	TB	SLG%	BB	HBP	SO	OB%	SF/SH	SB/A	PO	A	E	FLD%
2005	.141	33-32	64	7	9	1	0	1	4	13	.203	2	1	28	.179	0/3	2/3	19	29	6	.889
TOT.	.141	33-32	64	7	9	1	0	1	4	13	.203	2	1	28	.179	0/3	2/3	19	29	6	.889

Player Profiles- Sophomores



Coury's 2005 Game-By-Game Statistics

Game		AB	R	H	RBI	2B	3B	HR	BB	SB	K
Hawaii Paradise Classic (Honolulu, Hawaii)											
2/3	v. Jacksonville	1	0	0	0	0	0	0	0	0	1
2/4	IPFW	Did Not Play									
2/6	v. Oregon	0	0	0	0	0	0	0	0	0	0
2/6	@ Hawaii	4	0	0	0	0	0	0	0	0	2
Louisville Slugger Classic (Las Vegas, Nev.)											
2/12	v. Illinois	0	0	0	0	0	0	0	0	0	0
2/12	v. UCF	Did Not Play									
2/13	v. Tennessee	2	0	0	0	0	0	0	0	0	2
2/13	v. UCSB	3	0	1	0	0	0	0	0	0	0
2/19	Willamette	3	0	0	0	0	0	0	0	0	2
2/19	Willamette	Did Not Play									
Palm Springs Classic (Palm Springs, Calif.)											
2/25	v. Northwestern	2	0	0	0	0	0	0	1	0	1
2/25	v. Texas A&M	2	0	0	0	0	0	0	0	0	2
2/26	v. Ohio State	2	0	0	0	0	0	0	0	0	1
2/26	v. Kansas	3	0	1	0	0	0	0	0	0	1
2/27	v. Oklahoma St.	2	0	0	0	0	0	0	0	0	2
Las Vegas Classic (Las Vegas, Nev.)											
3/5	v. UIC	3	0	1	0	0	0	0	0	0	1
3/5	v. Oklahoma	2	0	0	0	0	0	0	0	0	1
3/6	v. LBSU	2	0	1	0	0	0	0	1	0	0
3/6	@ UNLV	3	0	0	0	0	0	0	0	0	0
3/12	@ Portland St.	3	1	0	1	0	0	0	0	0	1
3/12	@ Portland St.	1	1	0	0	0	0	0	0	0	0
Kia Classic (Fullerton, Calif.)											
3/17	v. Nebraska	2	0	0	0	0	0	0	0	0	1
3/18	v. DePaul	4	1	1	0	1	0	0	0	0	2
3/18	v. Penn St.	3	0	0	0	0	0	0	0	0	2
3/19	Fresno St.	2	0	0	0	0	0	0	0	0	2
4/1	@ Oregon	Did Not Play									
4/2	@ Oregon St.	Did Not Play									
4/3	@ Oregon St.	Did Not Play									
4/5	Simon Fraser	Did Not Play									
4/5	Simon Fraser	2	1	0	1	0	0	0	0	0	1
4/8	@ California	0	0	0	0	0	0	0	0	0	0
4/9	@ Stanford	4	0	0	0	0	0	0	0	0	1
4/10	@ Stanford	2	0	1	0	0	0	0	0	0	0
4/16	Arizona St.	Did Not Play									
4/17	Arizona St.	0	0	0	0	0	0	0	0	0	0
4/22	@ UCLA	Did Not Play									
4/23	@ UCLA	Did Not Play									
4/27	UCLA	1	0	0	0	0	0	0	0	0	1
4/29	Stanford	Did Not Play									
4/30	California	Did Not Play									
5/1	California	Did Not Play									
5/5	@ UVSC	Did Not Play									
5/6	@ Arizona St.	Did Not Play									
5/7	# Arizona	Did Not Play									
5/7	@ Arizona	Did Not Play									
5/8	@ Arizona	Did Not Play									
5/12	Oregon St.	0	1	0	0	0	0	0	0	0	0
5/13	Oregon	Did Not Play									
5/14	Oregon	Did Not Play									
NCAA Tournament (Omaha, Neb.)											
5/20	v. Creighton	Did Not Play									
5/21	@ Nebraska	0	0	0	0	0	0	0	0	0	0
5/22	v. Iowa	0	0	0	0	0	0	0	0	0	0
NCAA Super Regional (Ann Arbor, Mich.)											
5/27	@ Michigan	Did Not Play									
5/28	@ Michigan	Did Not Play									
5/28	@ Michigan	Did Not Play									
Totals		64	7	9	4	1	0	1	2	2	28

first four innings played in Seattle on 4/18 (postponed due to rain), game finished in Tucson on 5/7

HISTORY

NCAA

OPPONENTS

REVIEW

PLAYERS

COACHES/STAFF

PREVIEW

GENERAL

Player Profiles- Sophomores

20 LAUREN GREER

Sophomore • Outfield • Placentia, Calif. • Mater Dei HS



Career Highs

At-Bats: _____ 5
(2/12/05 vs. Illinois)

Runs: _____ 3
(4/24/05 at Nevada)

Hits: _____ 3, twice
(last on 4/24/05 at Nevada)

Doubles: _____ 2
(4/24/05 at Nevada)

Triples: _____ N/A

Home Runs: _____ 1, 6 times
(last on 5/28/05 at Michigan)

RBIs: _____ 3
(2/19/05 vs. Willamette)

Total Bases: _____ 5, 3 times
(last on 5/28/05 at Michigan)

Stolen Bases: _____ 1, 3 times
(last on 3/12/05 at Portland St.)

Walks: _____ 1, 13 times
(last on 5/20/05 vs. Creighton)

Hitting Steak: _____ 6 games
(4/22/05-4/29/05)

Putouts: _____ 3, 2 times
(last on 4/27/05 vs. UCLA)

Assists: _____ 1, 3 times
(last on 5/20/05 vs. Creighton)

Consecutive Games W/O Error: _____ 37
(4/5/05-5/22/05)

Honors & Awards

2005:
 _____ Pac-10 All-Conference (HM)
 _____ Pac-10 Player of the Week (4/19-25)
 _____ Husky Most Improved Award

AS A FRESHMAN (2005): Pac-10 All-Conference honorable mention ... made 55 starts in the outfield ... hit .259 with six home runs, 15 RBIs and 23 runs scored ... went 3-for-6 with two doubles, three RBIs and four runs scored in double header vs. Willamette (Feb. 19) ... doubled against Texas A&M (Feb. 25) ... went 5-for-6 in Portland State double header with a RBI and two runs scored ... hit a home run against Fresno State (Mar. 19) ... singled vs. California (Apr. 8) ... went 2-for-3 at Stanford (Apr. 9) ... went 2-for-3 in back-to-back games vs. UCLA (Apr. 22-23) ... hit the game-winning home run vs. UCLA on Apr. 23 ... went 3-for-4 with two doubles and three runs in the first game of a double header vs. Nevada (Apr. 24) ... went 1-for-2 with a home run in the nightcap ... earned Pac-10 Player of the Week honors for April 19-25 after hitting .667 (8-for-12) with five runs scored, four RBIs, one double and two home runs in four games against UCLA and Nevada ... hit another home run against UCLA on Apr. 27 ... went 2-for-3 in the 1-0 upset win over Cal (May 1) ... hit a home run against Oregon and scored two runs (May 14) ... went 2-for-3 including a game-winning home run vs. Michigan at the Super Regional (May 28) to force a third-and-deciding game.

HIGH SCHOOL: Earned four letters in softball at Mater Dei High School in Santa Ana, Calif. ... three-time All-League selection ... led team to the state semifinals as a sophomore and again as a senior ...two-time All-County pick ... team captain as a senior ... earned the RBI award in 2003 ... also lettered in basketball, earning Defensive Player of the year honors in 2003 and 2004 ... played summer ball for the Worth Firecrackers under head coach Tony Rico ... also played for the Invasion under head coach Martin Miller.

PERSONAL: Daughter of Brian and Lisa Greer ... has one sister, Brittany (17) and and one brother, Keith (21) ... Keith played football at Idaho from 2000-05 ... father played professional baseball in the Padres system ... Lauren Catherine Greer was born in Fullerton, Calif.



Greer's Career Statistics

Year	Avg.	GP-GS	AB	R	H	2B	3B	HR	RBI	TB	SLG%	BB	HBP	SO	OB%	SF/SH	SB/A	PO	A	E	FLD%
2005	.259	55-55	147	23	38	6	0	6	15	62	.422	13	3	53	.331	0/6	3/5	34	3	3	.925
TOT.	.259	55-55	147	23	38	6	0	6	15	62	.422	13	3	53	.331	0/6	3/5	34	3	3	.925

Player Profiles- Sophomores

Greer's 2005 Game-By-Game Statistics

Game		AB	R	H	RBI	2B	3B	HR	BB	SB	K
Hawaii Paradise Classic (Honolulu, Hawaii)											
2/3	v. Jacksonville	1	1	0	0	0	0	0	1	0	0
2/4	IPFW	Did Not Play									
2/6	v. Oregon	3	1	0	0	0	0	0	0	0	1
2/6	@ Hawaii	5	0	0	0	0	0	0	0	0	2
Louisville Slugger Classic (Las Vegas, Nev.)											
2/12	v. Illinois	Did Not Play									
2/12	v. UCF	2	0	1	0	0	0	0	0	0	0
2/13	v. Tennessee	2	0	0	0	0	0	0	0	0	2
2/13	v. UCSB	3	0	1	1	0	0	0	1	0	0
2/19	Willamette	3	2	1	0	1	0	0	1	0	0
2/19	Willamette	3	2	2	3	1	0	0	0	1	0
Palm Springs Classic (Palm Springs, Calif.)											
2/25	v. Northwestern	3	0	0	0	0	0	0	0	0	1
2/25	v. Texas A&M	2	0	1	0	1	0	0	0	0	0
2/26	v. Ohio State	3	0	0	0	0	0	0	0	0	0
2/26	v. Kansas	3	0	0	0	0	0	0	0	0	1
2/27	v. Oklahoma St.	2	0	0	0	0	0	0	0	0	1
Las Vegas Classic (Las Vegas, Nev.)											
3/5	v. UIC	2	1	1	0	0	0	0	0	0	0
3/5	v. Oklahoma	2	0	0	0	0	0	0	0	0	1
3/6	v. LBSU	4	0	0	0	0	0	0	0	0	1
3/6	@ UNLV	3	0	1	0	0	0	0	0	0	0
3/12	@ Portland St.	3	2	3	0	0	0	0	1	1	0
3/12	@ Portland St.	3	0	2	1	0	0	0	0	0	0
Kia Classic (Fullerton, Calif.)											
3/17	v. Nebraska	3	0	0	0	0	0	0	0	0	2
3/18	v. DePaul	3	0	1	0	0	0	0	0	0	0
3/18	v. Penn St.	3	0	1	1	0	0	0	0	0	2
3/19	Fresno St.	3	1	1	1	0	0	1	0	0	2
4/1	@ Oregon	3	0	0	0	0	0	0	0	0	2
4/2	@ Oregon St.	2	1	0	0	0	0	0	1	0	0
4/3	@ Oregon St.	1	0	0	0	0	0	0	1	0	0
4/5	Simon Fraser	3	0	1	1	0	0	0	0	0	2
4/5	Simon Fraser	0	0	0	0	0	0	0	0	0	0
4/8	@ California	3	0	1	0	0	0	0	0	0	2
4/9	@ Stanford	3	0	2	0	1	0	0	0	0	0
4/10	@ Stanford	3	1	1	0	0	0	0	0	0	2
4/16	Arizona St.	2	1	1	0	0	0	0	0	0	1
4/17	Arizona St.	3	0	0	0	0	0	0	0	0	1
4/22	@ UCLA	3	0	2	0	0	0	0	0	0	0
4/23	@ UCLA	3	1	2	2	0	0	0	1	0	0
4/27	UCLA	2	1	1	1	0	0	1	1	0	1
4/29	Stanford	3	0	1	0	0	0	0	1	0	0
4/30	California	3	0	0	0	0	0	0	0	0	2
5/1	California	3	0	2	0	0	0	0	0	0	1
5/5	@ UVSC	3	1	0	0	0	0	0	1	0	1
5/6	@ Arizona St.	3	0	1	0	0	0	0	0	0	2
5/7	# Arizona	3	0	0	0	0	0	0	0	0	2
5/7	@ Arizona	2	0	0	0	0	0	0	0	0	2
5/8	@ Arizona	3	0	0	0	0	0	0	0	0	3
5/12	Oregon St.	3	0	0	0	0	0	0	0	0	2
5/13	Oregon	1	0	0	0	0	0	0	1	0	1
5/14	Oregon	4	2	1	1	0	0	1	0	0	1
NCAA Tournament (Omaha, Neb.)											
5/20	v. Creighton	1	0	0	0	0	0	0	1	0	1
5/21	@ Nebraska	4	0	0	0	0	0	0	0	0	3
5/22	v. Iowa	3	0	0	0	0	0	0	0	0	0
NCAA Super Regional (Ann Arbor, Mich.)											
5/27	@ Michigan	2	0	0	0	0	0	0	0	0	1
5/28	@ Michigan	3	1	2	1	0	0	1	0	0	1
5/28	@ Michigan	2	0	0	0	0	0	0	0	0	1
Totals		147	23	38	15	6	0	6	13	3	53

first four innings played in Seattle on 4/18 (postponed due to rain), game finished in Tucson on 5/7



Player Profiles- Sophomores

13 CAITLIN NOBLE

Sophomore • Pitcher • Sammamish, Wash. • Eastlake HS



Career Highs

At-Bats: _____ 5
(5/20/05 vs. Creighton)
Runs: _____ 1, 5 times
(last on 5/28/05 vs. Michigan)
Hits: _____ 2, 5 times
(last on 5/14/05 vs. Oregon)
Doubles: _____ 1, 3 times
(last on 3/18/05 vs. Penn St.)
Triples: _____ 1
(3/12/05 at Portland St.)
Home Runs: _____ 1, 2 times
(last on 5/28/05 at Michigan)
RBIs: _____ 3, 2 times
(last on 4/9/05 at Stanford)
Total Bases: _____ 5
(3/12/05 at Portland St.)
Stolen Bases: _____ 1
(3/18/05 vs. Penn St.)
Walks: _____ 1, 6 times
(last on 5/12/05 vs. Oregon St.)
Hitting Steak: _____ 7 games
(5/8/05-5/22/05)
Putouts: _____ 1, 2 times
(last on 4/2/05 at Oregon St.)
Assists: _____ 3
(4/22/05 vs. UCLA)
Consecutive Games W/O Error: _____ 31
(3/12/05-present)
Innings Pitched: _____ 7, 7 times
(last on 5/13/05 vs. Oregon)
Strikeouts: _____ 16
(2/19/05 vs. Willamette)

Honors & Awards

2005:
_____ Husky Rookie of the Year

ASA FRESHMAN (2005): Appeared in the circle 38 times with 24 starts, 12 complete games and seven shutouts ... had a 15-8 record ... notched 236 strikeouts in 167.2 innings ... set the UW single-season strikeout record with 9.85 strikeouts per seven innings ... had nine double-digit strikeout performances ... tossed an eight-strikeout shutout vs. IPFW (Feb. 4) in first collegiate start ... tallied double-figure strikeouts in next four starts ... set the school record for strikeouts in a regulation game with 16 against Willamette (Feb. 19) in six innings ... became just the third UW freshman to ever throw a no-hitter with a 4-0 win over Kansas (Feb. 26) ... went 2-for-2 vs. Simon Fraser (Apr. 5) and scored a run ... hit a three-run home run vs. Stanford (Apr. 9) for her first collegiate homer ... picked up back-to-back wins against Arizona State (April 16-17) .. struck out 10 in the 14-0 win over Nevada (Apr. 24) ... held UCLA to two runs on four hits over five innings of relief to earn the 3-2 victory (Apr. 27) ... shutout Cal and held the Golden Bears to just two hits in a seven inning 1-0 complete game (May 1) ... hit two singles vs. Arizona (May 7) ... took a no-hitter into the seventh inning against Oregon (May 13) with eight strikeouts ... hit in the game-winning run vs. Creighton in the bottom of the 11th inning in

the regional opener (May 20) ... also singled in the regional semifinal and final to extend her hitting streak to seven games ... homered vs. Michigan (May 28) at the Super Regional and tallied the 3-2 win with a six inning, five strikeout performance.

HIGH SCHOOL: Earned four letters in softball at Eastlake High School ... two-time All-Eastside Player of the Year and KingCo MVP ... led team to second place state finish as a senior ... two-time team captain ... an All-KingCo pitcher and All-Eastside player as a sophomore ... won the league championship as a junior and senior ... named 2004 King County Journal Female Athlete of the Year ... also earned three letters in basketball ... member of the French Honors Society ... played for the Washington Lady Hawks Gold team under coaches Roger Blier and Eve Gaw ... finished 17th at the 2003 18U Gold Nationals in Salem, Ore.

PERSONAL: Daughter of John and Susan Noble ... has two sisters, Lindsay (26) and Hayley (23), and a brother in-law Kevin Caranna ... contemplating a career as a sports agent ... Caitlin Diane Noble was born in Hayward, Calif.



Noble's Career Statistics

Year	Avg.	GP-GS	AB	R	H	2B	3B	HR	RBI	TB	SLG%	BB	HBP	SO	OB%	SF/SH	SB/A	PO	A	E	FLD%
2005	.269	44-43	93	5	25	3	1	2	9	36	.387	6	1	26	.320	0/1	1/2	2	17	2	.905
TOT.	.269	44-43	93	5	25	3	1	2	9	36	.387	6	1	26	.320	0/1	1/2	2	17	2	.905

Year	ERA	AP/GS/CG	W-L	SHO	SV	IP	H	R	ER	BB	SO	2B	3B	HR	AB	B/AVG	WP	HBP
2005	2.05	38/24	15-8	7	1	167.2	132	75	49	76	236	19	1	14	624	.212	13	9
TOT.	2.05	38/24	15-8	7	1	167.2	132	75	49	76	236	19	1	14	624	.212	13	9

Player Profiles- Sophomores

Noble's 2005 Game-By-Game Statistics

Game	AB	R	H	RBI	2B	3B	HR	BB	SB	K	IP	H	R	ER	BB	K
Hawaii Paradise Classic (Honolulu, Hawaii)																
2/3 v. Jacksonville																
2/4 IPFW											5.0*	5	0	0	0	8
2/6 v. Oregon																
2/6 @ Hawaii											7.0*	8	7	7	5	14
Louisville Slugger Classic (Las Vegas, Nev.)																
2/12 v. Illinois																
2/12 v. UCF											7.0*	3	1	1	2	11
2/13 v. Tennessee																
2/13 v. UCSB											6.1*	3	2	1	1	11
2/19 Willamette											6.0*	2	0	0	4	16
2/19 Willamette																
Palm Springs Classic (Palm Springs, Calif.)																
2/25 v. Northwestern																
2/25 v. Texas A&M											2.2*	5	7	1	5	4
2/26 v. Ohio State																
2/26 v. Kansas											7.0*	0	0	0	2	10
2/27 v. Oklahoma St.																
Las Vegas Classic (Las Vegas, Nev.)																
3/5 v. UIC											5.1*	6	5	4	2	7
3/5 v. Oklahoma																
3/6 v. LBSU	2	0	0	0	0	0	0	1	0	1	5.1*	6	0	0	3	10
3/6 @ UNLV	4	0	0	0	0	0	0	0	0	1	3.1	0	0	0	1	6
3/12 @ Portland St.	3	1	2	3	1	1	0	0	0	0	7.0*	4	4	4	6	13
3/12 @ Portland St.																
Kia Classic (Fullerton, Calif.)																
3/17 v. Nebraska	3	0	2	0	0	0	0	0	0	0	3.2	2	1	1	1	11
3/18 v. DePaul	4	0	1	0	1	0	0	0	0	0	5.0	4	3	2	3	6
3/18 v. Penn St.	3	0	1	0	1	0	0	0	1	0	3.0*	3	1	0	1	3
3/19 Fresno St.	4	0	1	0	0	0	0	0	0	1	3.0*	2	4	1	4	1
4/1 @ Oregon	3	0	0	0	0	0	0	0	0	1	2.1	1	0	0	1	4
4/2 @ Oregon St.	3	1	1	0	0	0	0	0	0	1	4.0	3	2	2	1	5
4/3 @ Oregon St.	2	0	0	0	0	0	0	0	0	1	1.0	3	2	2	1	2
4/5 Simon Fraser																
4/5 Simon Fraser	2	1	2	0	0	0	0	1	0	0	5.0*	3	0	0	1	9
4/8 @ California	3	0	0	0	0	0	0	0	0	2	2.1	3	1	1	1	1
4/9 @ Stanford	2	1	1	3	0	0	1	1	0	0	6.0	3	3	2	0	6
4/10 @ Stanford	3	0	0	0	0	0	0	0	0	2	0.0*	1	2	2	1	0
4/16 Arizona St.	3	0	0	0	0	0	0	0	0	1	5.0	4	0	0	1	7
4/17 Arizona St.	1	0	0	0	0	0	0	0	0	0	3.0*	4	1	1	1	5
4/22 @ UCLA	2	0	0	0	0	0	0	1	0	1	4.2*	4	4	0	5	3
4/23 @ UCLA	2	0	0	0	0	0	0	1	0	1	7.0*	6	1	1	1	8
4/24 @ Nevada	3	0	1	0	0	0	0	0	0	0	2.0	2	1	1	1	1
4/24 @ Nevada											5.0*	4	0	0	2	10
4/27 UCLA	3	0	0	0	0	0	0	0	0	2	5.0	4	2	1	4	2
4/29 Stanford	2	0	0	0	0	0	0	1	0	1	3.0*	3	3	3	3	3
4/30 California																
5/1 California	3	0	1	0	0	0	0	0	0	0	7.0*	2	0	0	3	2
5/5 @ UVSC																
5/6 @ Arizona St.	2	0	0	0	0	0	0	0	0	0	5.0*	4	0	0	2	5
5/7 # Arizona	3	0	2	0	0	0	0	0	0	1	3.2	1	0	0	1	8
5/7 @ Arizona	2	0	0	0	0	0	0	0	0	2	3.0	10	7	4	2	5
5/8 @ Arizona	3	0	1	0	0	0	0	0	0	1						
5/12 Oregon St.	2	0	1	1	0	0	0	1	0	0						
5/13 Oregon	3	0	1	0	0	0	0	0	0	2	7.0	2	3	3	2	8
5/14 Oregon	3	0	2	0	0	0	0	0	0	1						
NCAA Tournament (Omaha, Neb.)																
5/20 v. Creighton	5	0	1	1	0	0	0	0	0	0						
5/21 @ Nebraska	4	0	1	0	0	0	0	0	0	2	1.2*	2	3	2	1	2
5/22 v. Iowa	3	0	1	0	0	0	0	0	0	0						
NCAA Super Regional (Ann Arbor, Mich.)																
5/27 @ Michigan	2	0	0	0	0	0	0	0	0	2						
5/28 @ Michigan	3	1	1	1	0	0	1	0	0	2	6.0*	7	2	2	1	5
5/28 @ Michigan	3	0	1	0	0	0	0	0	0	1	2.1	3	3	0	0	4
Totals	93	35	25	9	3	1	2	6	1	26	167.2	132	75	49	76	236

first four innings played in Seattle on 4/18 (postponed due to rain), game finished in Tucson on 5/7

* starting pitcher

Player Profiles- Newcomers



8 DENA DEPOMPA

Junior (Transfer) • Catcher • Tujunga, Calif. • Verdugo Hills HS • Hawaii

UNIVERSITY OF HAWAII-MANOA: 2004 NFCA All-America Scholar Athlete ... second highest batting average (.650) at 2004 UH Fall Invitational Tournament ... 2005 fifth overall highest season batting average.

HIGH SCHOOL: Earned four letters in softball at Verdugo Hills High School in Verdugo Hills, Calif. ... four-time first team All-League award recipient ... all CIF first team, 2001-2003 ... as a junior was All-League Player of the Year ... four time league champion ... led team to the semifinals of CIF as a sophomore and junior and to the quarterfinals as a freshman and senior ... also lettered in volleyball ... 2002 CIF Southern Section leader in kill percentage ... played for So. Cal Sliderz 1997-2002 under her dad, coach Ron DePompa ... team won AAU National Championship in 1999 and AFA California State Championships in 2001 ... played for Cold Coast Scorpions under Darryl Joynt in 2005 ... team finished third at ASA Women's Nationals in Lancaster, Calif. ... named All-American Catcher at 2005 ASA Women's Open Nationals.

PERSONAL: Daughter of Ron and Carol DePompa ... has two sisters, Alyssa (22) and Lainey (14) ... contemplating a career as a Health and Wellness Consultant ... Dena Marie DePompa was born in Sunland, Calif.

Honors & Awards

2004:
NFCA All-America Scholar-Athlete

DePompa's Career Statistics

Year	Avg.	GP-GS	AB	R	H	2B	3B	HR	RBI	TB	SLG%	BB	HBP	SO	OB%	SF/SH	SB/A	PO	A	E	FLD%
2004	.000	6-0	2	3	0	0	0	0	0	0	.000	0	0	0	.000	0/0	0/0	0	0	1	.000
2005	.296	24-3	27	8	8	0	0	0	1	8	.296	1	0	7	.321	0/0	3/3	1	3	0	1.000
Totals	.275	30-3	29	11	8	0	0	0	1	8	.275	1	0	7	.310	0/0	3/3	1	3	1	.833



10 NICOLE MOOJEN

Junior (Transfer) • Infield • Westminster, Calif. • Westminster HS • Cypress JC

Cypress Junior College: Starting shortstop for 2004 and 2005 ... two-time first team All-American ... first team All-State and JuCal Transfer first team state in 2004 and 2005 ... 2004 and 2005 teams were Orange Empire Conference champions and regional champions ... led team to second place finish in California state tournament in 2004 ... two-time Cypress College Hall of Fame Athlete ... earned Associates Degree.

... team won Central Atlantic ASA National Qualifier in Pennsylvania ... played for Artesia Punishers for two years under coach Bobby Medina... took first place in 2004 Western Nationals in Sacramento, Calif.

Personal: Majoring in sports medicine ... daughter of Ron and Erica Moojen ... has three brothers, Joel (16), Matthew (14), and Michael (11) ... Nicole Marie Moojen was born in San Jose, Calif.

Honors & Awards

2005:
____ All-America Shortstop (first)
____ JuCal Transfer All-State (first)
2004:
____ All-America Shortstop (first)
____ All-State Shortstop (first)
____ JuCal Transfer All-State (first)

High School: Earned four letters in softball at Westminster High School in Westminster, Calif. ... three time all-league selection ... league MVP and team MVP in 2002 ... second team all CIF as a junior ... also lettered in water polo, track and field, and swimming ... league MVP and first team all CIF in water polo as a senior ... Leo Award Winner/ Female Athlete of the Year in 2002 and 2003 ... United States Marine Corps Distinguished Athlete Award as a senior ... played for So Cal Crunch under coaches Gino and Sue Maranacci

Moojen's Career Statistics

Year	Avg.	GP-GS	AB	R	H	2B	3B	HR	RBI	TB	SLG%	BB	HBP	SO	OB%	SF/SH	SB/A	PO	A	E	FLD%
2004	.384	47-N/A	159	51	61	10	7	4	39	97	.610	29	2	18	.482	1/1	28/31	N/A	N/A	N/A	N/A
2005	.440	48-N/A	150	49	66	15	7	6	32	113	.753	27	4	9	.522	5/0	37/40	N/A	N/A	N/A	N/A
Totals	.411	95-N/A	309	100	127	25	14	10	71	210	.682	56	6	27	.502	6/1	65/71	N/A	N/A	N/A	N/A

Player Profiles- Newcomers



2 MARNIE KOZIOL

Freshman • Outfield • Renton, Wash. • Liberty HS

HIGH SCHOOL: Earned four letters in softball at Liberty High School ... two-time team captain ... four-time first team All-KingCo ... All-Eastside Player of the Year as a senior ... two-time All-Eastside shortstop and All-Eastside outfielder ... Gatorade Washington State Softball Player of the Year ... named to the *Seattle Times* "Star Times" team ... All-State Most Valuable Player ... *Seattle Post Intelligencer* All-Area Team ... led team to league titles as a freshman and senior ... team placed seventh in the state tournament during her sophomore and senior seasons ... also lettered one season in soccer ... graduated among the top-five percent of her class at Liberty High ... played for the Washington Sidewinders Gold 18 club team under Paula Grande and Heather King ... led team to a 16th place finish at the 2004 and 2005 Fireworks Tournament in Aurora, Colo.

PERSONAL: Daughter of Carolyn and Kerry Koziol ... has two brothers, Chris (35) and Matt (19), and sister, Keeva (26) ... Matt is playing baseball at the junior college level ... Keeva competed in the high school national finals in rodeo in barrel racing and calf roping ... Keeva is currently a calf roper in the Women's Rodeo Association ... has three uncles and two aunts that graduated from Washington ... Marnie Rae Koziol was born in Renton, Wash.



15 DANIELLE LAWRIE

Freshman • Pitcher • Langley, B.C. • Brookwood Secondary

HIGH SCHOOL: Three-year letterwinner at Brookwood Secondary ... led team to three league championships, earning Most Valuable Player honors as a freshman and senior ... four-time first team All-Star ... three-time team captain ... also lettered in basketball ... played summer ball for the White Rock Renegades for five years under coach Rick Sullivan ... has been involved with the Canadian National program for four years and was a member of the 2005 Canadian National team ... beat Team USA at the 2005 World Cup, tossing a complete game and striking out seven ... also spent one season on the Canadian Junior National team and one on the Developmental Team ... named the MVP of the 2005 Nationals.

PERSONAL: Daughter of Cheryl and Russ Lawrie ... has one brother, Bret (16), who is a member of the Canadian Junior National Baseball Team ... contemplating a career in sports broadcasting ... born Danielle E Lawrie in Burnaby, British Columbia ... is Washington's first Canadian player.



HISTORY

NCAA

OPPONENTS

REVIEW

PLAYERS

COACHES/STAFF

PREVIEW

GENERAL

Player Profiles- Newcomers

HISTORY

NCAA

OPPONENTS

REVIEW

PLAYERS

COACHES/STAFF

PREVIEW

GENERAL



12 ALICIA MATTHEWS

Freshman • Utility • Olympia, Wash. • Yelm HS

HIGH SCHOOL: Earned four letters in softball at Yelm High School ... three time All-League selection and three time All-Area team ... All-State team member senior year ... team MVP junior and senior year and league MVP senior year ... Silver Slugger award recipient in 2002 and 2003 ... named team captain sophomore through senior years ... two-time Nisqually Athlete of the Year ... two-time Olympian Athlete of the Month ... All-League Academic team 2002-2005 ... boasted highest batting average for Yelm High School all four years ... holds record for highest batting average in school history ... also lettered in volleyball and basketball ... highest scorer and rebounder for basketball team senior year ... played for Washington Hurricanes 16-under for coach Marty Wick ... played most recently for Washington Ladyhawks Gold 18-under coaches John Noble and J.T. D'Amico ... was team captain ... NFPSA Summer Nations 2005 tournament MVP.

PERSONAL: Daughter of Patricia and Rod Matthews ... has three brothers Jarod (22), Travis (21) and Daylon (7) and one sister, Tessa (10) ... Jarod is in the Tampa Bay Devil Rays farm system ... Travis played baseball at Skagit Valley College ... Alicia Diane Matthews was born in Olympia, Wash.



25 ASHLYN WATSON

Freshman • Catcher • Garden Grove, Calif. • Pacifica HS

HIGH SCHOOL: Earned four letters in softball at Pacifica High School in Garden Grove, Calif. ... All American Scholar Athlete in 2003 and 2004 ... led team to state championships in 2003 and 2004 ... team was runner up nationally in 2003 ... named First Team All-League in 2003 ... two time All-CIF Scholar-Athlete...named 2005 Orange County All-Star ... Offensive Player of the Year as a freshman ... team captain as a freshman and a senior ... four year academic letter recipient ... graduated with a 4.2 GPA ... 2005 Distinguished Scholar for the third quarter ... played for USA Athletics in 2002 under coach Rob Weil ... team was 2002 California State ASA Champions ... finished fourth at 14-under ASA Nationals ...played for 16-under Gordon's Panthers under coach Richard McArthur ... team was 2003 California State ASA Champions ... team finished seventh at 16-under ASA Nationals in Midland, Texas ... played most recently for 18 Gold Gordon's Panthers under head coach Larry Mays ... team placed seventh at 18-under ASA Nationals.

PERSONAL: Daughter of Jack and Beverlee Mathenia ... has one sister, Kaitlyn Watson (16) ... considering a career in medicine ... Ashlyn Anne Watson was born in Mission Viejo, Calif.



Player Profiles- Newcomers



00 BROOKE WOODWARD


Freshman • Infield/Pitcher • Vancouver, Wash. • Prairie

HIGH SCHOOL: Earned four letters in softball at Prairie High School ... led team to three consecutive league championships, earning team MVP honors all three years ... two-time first team All-State selection ... four-time first team All-League pick ... was the Regional MVP as a senior ... three-time team captain ... led team to second place state finishes as a sophomore and senior ... played for the Vancouver Ford club team under Ty Baker and Dale Woodward ... led team to three consecutive Fireworks titles ... team placed ninth at the 2004 18-under Gold Nationals in Atlanta, Ga. ... also placed 17th at the 2004 16-under Nationals in Midland, Texas and third at the 2002 14-under Nationals in Columbus, Ga.

PERSONAL: Daughter of Roger and Karen Woodward ... has one sister, Blaire (22) and one brother, Beau (15) ... sister played college softball at Arkansas ... plays the guitar ... enjoys working as a camp counselor ... Alana Brooke Woodward was born in Baton Rouge, La.



Nicole Moojen



Dena DePompa

HISTORY

NCAA

OPPONENTS

REVIEW

PLAYERS

COACHES/STAFF

PREVIEW

GENERAL

Husky Softball



Freshmen: Ashlyn Watson, Danielle Lawrie, Brooke Woodward, Alicia Matthews & Marnie Koziol



Sophomores: Lauren Greer, Caitlin Noble, Ashley Charters & Torie Coury



Juniors: Dena DePompa, Jacki Hansen, Nicole Moojen, Dominique Lastrapes & Dena Tyson.



Seniors: Aimee Minor & Sarah Hyatt



2005 REVIEW

2005 Season Notes

Overall Record: 35-22
Pacific-10 Record: 10-11 (sixth)
NCAA Regional: 4-0
NCAA Super Regional: 1-2

UW FALLS TO MICHIGAN IN SUPER REGIONAL: Washington took the top-ranked Michigan Wolverines to a third and deciding game on their home field and fell just shy of advancing to its third straight Women's College World Series. Michigan won the first game, 4-1, before the Huskies battled back to win game two, 3-2. The Wolverines won the tiebreaker 11-2 en route to its first national championship.

HUSKIES WIN EIGHTH REGIONAL CHAMPIONSHIP: The Huskies went 3-0 at the Lincoln Regional to capture their eighth Regional Championship. Washington defeated Creighton 2-1 in 11 innings in the opener, Nebraska 7-6 in the semifinal and Iowa 2-0 in the championship to advance to the Super Regional in Ann Arbor, Mich. Washington has won 11 regional games in a row, dating back to the 2002 season when UW lost to Ohio State in Ann Arbor.

UW IN THE NCAA TOURNAMENT: The Huskies made their 12th consecutive appearance in the NCAA Tournament. Washington has a 50-22 postseason record in those games (36-8 Regionals/ 1-2 Super Regional/ 13-12 CWS) and has advanced to the College World Series seven times.

CONSECUTIVE NCAA APPEARANCES: Washington has made 12-straight regional appearances, which ties with Oklahoma for the fourth-longest active string in NCAA softball. Fresno State leads the way with 24 consecutive appearances, following by California (20) and Arizona (19).

BOEK NAMED MVP OF REGIONAL TOURNAMENT: Senior Ashley Boek was named the Most Valuable Player of the Regional Tournament after leading the Huskies to their third straight NCAA Regional Championship. Boek tallied all three of Washington's victories in Lincoln, Neb., and struck out 32 batters in 23.1 innings. She held her opponents to a .130 average and just 10 hits and two earned runs. Also named to the all-tournament team were Sarah Hyatt, Dominique Lastrapes and Aimee Minor. Lastrapes led all players with a .667 average (8-for-12), including two doubles. Hyatt and Minor each had two home runs and four RBIs.

RIVERA NAMED CO-PAC-10 PLAYER OF THE YEAR: Kristen Rivera was the Pacific-10 Conference Co-Player of the Year, sharing the award with Arizona's Caitlin Lowe. It marked the second year in a row Rivera had won the award. A four-time All-American catcher, Rivera led the nation in walks (1.19 per game) and ranked second in home runs (.37 per game) and slugging percentage (.913).

RIVERA SETS HOME RUN RECORDS: Kristen Rivera holds the UW career home run record with 79 blasts, which rank fourth on the Pac-10 all-time list. She also holds



Ashley Boek was named the Regional MVP after leading the Huskies to their eighth regional championship with a 3-0 record in the circle.

the single-season (25-2003) and single-game (3) home run records.

HYATT, LASTRAPES, RIVERA NAMED TO ALL-REGION TEAM: Three Washington Huskies were named to the Louisville Slugger/NFCA Division I All-Pacific Region softball teams, including first team selection Kristen Rivera and second team selections Sarah Hyatt and Dominique Lastrapes.

SEVEN EARN PAC-10 ALL-CONFERENCE HONORS: Seven Huskies earned Pacific-10 All-Conference honors including first team selection Kristen Rivera and second team members Ashley Charters and Kathy Fiske. Lauren Greer, Sarah Hyatt, Dominique Lastrapes and Aimee Minor were honorable mention picks.

RIVERA NAMED TOP-10 FINALIST FOR USA SOFTBALL COLLEGIATE PLAYER OF THE YEAR: Kristen Rivera was among 10 finalists for the Fourth Annual USA Softball Collegiate Player of the Year Award. The award is designed to recognize outstanding athletic achievement by female collegiate softball players across the country. Rivera made the top-10 list each of the last three years.

MINOR INVITED TO USA SOFTBALL NATIONAL TEAM SELECTION CAMP: Washington junior Aimee Minor was among a list of 32 athletes invited to participate in the 2005 Women's National Team Selection Camp, June 13-17, at the Olympic Training Center in Chula Vista, Calif.

HUSKIES AMONG NATIONAL STATISTICAL LEADERS: Washington ranked among the nation's best in three statistical categories, including home runs per game, scoring and slugging percentage. The Huskies' 1.40 home runs per game ranked third nationally, while their 5.54 runs per game ranked 11th. UW boasted a .496 slugging percentage, which ranked 11th nationwide.



Dominique Lastrapes was named to the All-Pacific Region second team. She led UW with 13 doubles and her 59 hits were second on the team.

Five Washington players were also listed on the national ranking summary, including Ashley Charters, Sarah Hyatt, Aimee Minor, Caitlin Noble and Kristen Rivera. Charters ranked eighth in the country with 0.58 steals per game, while her 0.93 runs per game average ranked 17th. Minor's 0.30 home runs per game ranked 12th, while Noble ranked 20th nationally with 9.9 strikeouts per game. Rivera led the country with 1.19 walks per game. She also ranked second with 0.37 home runs per game and a .913 slugging percentage.

WASHINGTON IN THE POLLS: The Huskies were ranked 14th in the final USA Today/NFCA Coaches Top 25 poll. The Huskies have been ranked in the poll for each of the last 154 datings. Washington's streak began with the team's No. 15 preseason ranking in 1994 and also includes smaller streaks of 66 straight top 6 rankings (2/28/96 - preseason 2001 poll) and 69 consecutive poll datings in the top 10 (preseason 1996 - 2/28/01). Washington was ranked 21st in the final USA Softball/ESPN.com top 25 poll.

RIVERA BREAKS WALKS RECORD: Kristen Rivera holds game, season and career walks records at UW. She walked 68 times last season to surpass the previous record of 56 set by Kim DePaul (2000) and Jenny Topping (2000). Rivera had 180 career walks to break the previous record of 175 set by Jen Cline (1993-96). She also tied the UW game record with four walks vs. Arizona State (4/4/04) and DePaul (3/19/05).

RIVERA CHALLENGES RBI RECORD: Kristen Rivera finished her career with 233 RBIs to rank second on the UW all-time list and eighth on the Pac-10 all-time list.

DYNAMIC DUO: Ashley Boek (226) and Caitlin Noble (236) are the only pitching duo in Washington history to amass 200 strikeouts each in a single season. Boek

2005 Season Notes

is only the second UW pitcher to tally 200 strikeouts in more than one season (283, 2004). Jennifer Spediacci did it three times. Boek and Noble have combined for 462 strikeouts in 364.1 innings (57 games) for the second-most strikeouts in UW history. The 2000 pitching staff struck out 517 batters over 478.2 innings (71 games).

BOEK SETS CAREER STARTS RECORD: Ashley Boek started 127 games in her career to set a UW record. The previous record of 124 games was shared by Jennifer Spediacci (1997-2000) and Tia Bollinger (2001-04).

BOEK CLIMBS PAC-10 APPEARANCE CHART: Senior Ashley Boek made 166 career appearances in the circle to rank sixth on the Pac-10 all-time list and third on the UW chart behind Tia Bollinger (172, 2001-04) and Jamie Graves (168, 1997-00).

BOEK THROWS THIRD NO-HITTER: Senior Ashley Boek threw her third career no-hitter with a 18-0 win over Willamette on Feb. 19. Boek also had no-hitters against San Jose State in 2002 and Morehead State in 2003.

BOEK SETS POSTSEASON RECORDS: Ashley Boek tossed a complete 11-inning game vs. Creighton in the regional tournament opener, while striking out 18 batters. The 11 innings pitched and 18 strikeouts were Washington postseason single-game records. The 18 K's also tied the UW single-game record for an extra-inning game.

BOEK CRACKS TOP FIVE: Ashley Boek cracked into the UW career top five list in numerous categories last season. Boek finished her career with the record for career starts (127), ranked second in strikeouts (843), third in appearances (166) and shutouts (27) and fourth in wins (86) and complete games (73).

NOBLE GETS 200TH K: Freshman Caitlin Noble struck out 236 batters last season to rank fifth on the UW single-season all-time chart. She was just the fourth

UW player in school history to strikeout 200 or more batters in a single-season. Jennifer Spediacci is the only Husky to strikeout 300 batters in a season, fanning 316 batters in 2000.

NOBLE TOSSES NO-HITTER: Freshman Caitlin Noble became just the third freshman in Husky history to throw a no-hitter when she held Kansas hitless on Feb. 26 en route to the 4-0 win. UW has had 23 no-hitters in its history.

NOBLE SETS STRIKEOUT RECORD: Freshman Caitlin Noble struck out 16 batters against Willamette in six innings on Feb. 19 to set a UW record for most strikeouts in a regulation game. The previous record of 15 strikeouts in seven innings was set by current Husky pitching coach Eve Gaw. Gaw fanned 15 against Western Washington on April 9, 1995. The most strikeouts in Washington history is 18, set by Jennifer Spediacci in a nine inning game against Oregon State on May 13, 2000 and Ashley Boek in 11 innings vs. Creighton (May 20, 2005).

FISKE COMES THRU IN PAC-10 PLAY: For the second year in a row, Kathy Fiske was clutch for Washington in the Pac-10 season. Fiske led the Huskies with 17 RBIs in Pac-10 play, while Aimee Minor had 15 RBIs and Kristen Rivera had 14.

FISKE SETS GRAND SLAM RECORD: With two grand slams last season, senior Kathy Fiske set the UW career record with five grand slams. The previous record of four grand slams was set by Jenny Topping in 2000. Fiske hit grand slams against Arizona State (Apr. 17) and Nevada (Apr. 24) last season with both home runs coming in the first inning.

HYATT HITS 'EM IN: Sarah Hyatt drove in 44 RBIs last season to bring her career total to 112 RBIs, which ranks ninth on the UW list. She surpassed current

Husky head coach Heather Tarr who had 104 RBIs from 1994-97.

HYATT ENTERS HOME RUN TOP 10: Sarah Hyatt belted 15 home runs last season to rank 10th on the UW single-season list. She has 34 career home runs, which ties Kathy Fiske for the No. 4 spot on the UW all-time chart. Other 2005 Huskies on that list included Kristen Rivera (first- 25, 2003; fourth- 21, 2005; sixth- 17, 2004; ninth- 16, 2002) and Aimee Minor (sixth- 17, 2005).

MINOR BECOMES MAJOR THREAT: Aimee Minor hit 17 home runs last season to rank sixth on the UW single-season list. She has 25 home runs in her career to rank eighth at UW and is two away from the No. 6 spot shared by All-Americans Sara Pickering (27, 1994-97) and Jenny Topping (27, 2000). Minor hit two home runs in the same game three times last season. She hit two homers vs. Ohio State on Feb. 26 at the Palm Springs Classic, two against Portland State in the first game of a double header on March 12 and two against Nebraska at the regional tournament (May 21).

IN THE CLUTCH: Aimee Minor was second on the team with 53 RBIs, with 32 of those coming with two outs. Kristen Rivera ranked second on the team with 16 two out RBIs, while Sarah Hyatt had 14 and Kathy Fiske had 12.



Kristen Rivera is the only player in UW history to garner four All-America awards.



Kathy Fiske holds the UW career record with five grand slams.



Aimee Minor led UW with 32 two-out RBIs last season.

Game-By-Game Results

2005 GAME-BY-GAME RESULTS

DATE	OPPOSING TEAM	SCORE	R	H	E	/	R	H	E	INNS	OVERALL	PAC-10	PITCHER OF RECORD	ATTEND	TIME
!Feb 03, 2005	vs. Jacksonville	W 12-0	12	8	0	/	0	5	0	5	1-0-0	0-0-0	Boek (W 1-0)	0	1:46
!Feb 04, 2005	vs. IPFW	W 11-0	11	9	1	/	0	5	1	5	2-0-0	0-0-0	Noble (W 1-0)	0	2:10
!Feb 06, 2005	vs. #13 Oregon	W 6-0	3	7	0	/	0	3	3	7	3-0-0	0-0-0	Boek (W 2-0)	-	2:37
!Feb 06, 2005	vs. Hawaii	L 6-7	6	9	0	/	7	8	0	7	3-1-0	0-0-0	Noble (L 1-1)	-	2:10
@Feb 12, 2005	vs. #22 Illinois	W 17-7	17	13	4	/	7	4	8	7	4-1-0	0-0-0	Boek (W 3-0)	153	2:54
@Feb 12, 2005	vs. UCF	L 0-1	0	2	1	/	1	3	1	7	4-2-0	0-0-0	Noble (W 1-2)	165	1:50
@Feb 13, 2005	vs. #9 Tennessee	L 1-2	1	1	0	/	2	6	0	7	4-3-0	0-0-0	Boek (W 3-1)	170	1:57
@Feb 13, 2005	vs. UC Santa Barbara	W 4-2	4	8	2	/	2	3	0	(8)	5-3-0	0-0-0	Boek (W 4-1)	104	2:30
Feb 19, 2005	Willamette	W 8-0	8	8	0	/	0	2	1	6	6-3-0	0-0-0	Noble (W 2-2)	813	2:09
Feb 19, 2005	Willamette	W 18-0	18	16	1	/	0	0	1	5	7-3-0	0-0-0	Boek (W 5-1)	796	1:34
#Feb 25, 2005	vs. Northwestern	L 2-3	2	2	1	/	3	4	0	7	7-4-0	0-0-0	Boek (L 5-2)	500	2:08
#Feb 25, 2005	vs. #16 Texas A&M	L 0-10	0	4	3	/	10	7	0	5	7-5-0	0-0-0	Noble (L 2-3)	230	1:54
#Feb 26, 2005	vs. Ohio State	W 9-2	9	8	1	/	2	4	1	7	8-5-0	0-0-0	Boek (W 6-2)	300	2:16
#Feb 26, 2005	vs. Kansas	W 4-0	4	9	1	/	0	0	0	7	9-5-0	0-0-0	Noble (W 3-3)	0	2:04
#Feb 27, 2005	vs. Oklahoma State	W 1-0	1	4	0	/	0	5	0	7	10-5-0	0-0-0	Boek (W 7-2)	245	2:12
\$Mar 05, 2005	vs. Illinois-Chicago	W 8-5	8	9	1	/	5	8	0	7	11-5-0	0-0-0	Noble (W 4-3)	226	2:40
\$Mar 05, 2005	vs. #11 Oklahoma	L 1-8	1	5	2	/	18	14	1	7	11-6-0	0-0-0	Boek (L 7-3)	226	2:29
\$Mar 06, 2005	vs. #25 Long Beach State	W 5-1	5	5	1	/	1	7	2	(8)	12-6-0	0-0-0	Boek (W 8-3)	306	2:45
\$Mar 06, 2005	vs. UNLV	L 5-7	5	7	2	/	7	7	0	7	12-7-0	0-0-0	Boek (L 8-4)	226	2:40
Mar 12, 2005	at Portland State	W 14-4	14	15	0	/	4	4	0	7	13-7-0	0-0-0	Noble (W 5-3)	-	2:39
Mar 12, 2005	at Portland State	W 9-0	9	5	0	/	0	2	2	5	14-7-0	0-0-0	Boek (W 9-4)	110	1:29
%Mar 17, 2005	vs. #18 Nebraska	L 1-4	1	5	2	/	4	7	1	7	14-8-0	0-0-0	Boek (L 8-5)	0	2:47
%Mar 18, 2005	vs. DePaul	W 11-6	11	9	3	/	6	9	1	7	15-8-0	0-0-0	Noble (W 6-3)	0	2:30
%Mar 18, 2005	vs. Penn State	W 6-4	6	7	4	/	4	6	2	7	16-8-0	0-0-0	Boek (W 10-5)	0	2:19
%Mar 19, 2005	vs. #21 Fresno State	L 3-8	3	7	4	/	8	6	1	7	16-9-0	0-0-0	Noble (L 6-4)	0	2:30
*Apr 01, 2005	at Oregon	W 4-3	4	3	2	/	3	5	1	7	17-9-0	1-0	Boek (W 11-5)	341	2:12
*Apr 02, 2005	at #15 Oregon State	L 3-7	3	5	1	/	7	7	1	7	17-10-0	1-1-0	Boek (L 11-6)	507	2:15
*Apr 03, 2005	at #15 Oregon State	L 0-9	0	4	3	/	9	9	0	5	17-11-0	1-2-0	Boek (L 11-7)	274	2:10
Apr 05, 2005	Simon Fraser	W 5-0	5	6	0	/	0	4	0	7	18-11-0	1-2-0	Boek (W 12-7)	414	1:40
Apr 05, 2005	Simon Fraser	W 11-0	11	9	0	/	0	3	1	5	19-11-0	1-2-0	Noble (W 7-4)	414	1:50
*Apr 08, 2005	at #3 California	L 3-4	3	4	2	/	4	8	1	7	19-12-0	1-3-0	Boek (L 12-8)	125	2:10
*Apr 09, 2005	at #8 Stanford	L 3-6	3	5	1	/	6	6	0	7	19-13-0	1-4-0	Noble (L 7-5)	270	1:57
*Apr 10, 2005	at #8 Stanford	L 3-4	3	8	0	/	4	5	0	7	19-14-0	1-5-0	Noble (L 7-6)	423	1:50
*Apr 16, 2005	#21 Arizona State	W 8-0	8	7	0	/	0	4	4	5	20-14-0	2-5-0	Noble (W 8-6)	474	1:55
*Apr 17, 2005	#21 Arizona State	W 12-4	12	8	0	/	4	8	0	6	21-14-0	3-5-0	Noble (W 9-6)	514	2:12
*Apr 22, 2005	at #10 UCLA	L 3-4	3	8	1	/	4	5	2	7	21-15-0	3-6-0	Noble (L 9-7)	208	2:31
*Apr 23, 2005	at #10 UCLA	W 2-1	2	5	0	/	1	6	1	7	22-15-0	4-6-0	Noble (W 10-7)	924	2:18
Apr 24, 2005	at Nevada	W 22-1	22	24	0	/	1	5	1	5	23-15-0	4-6-0	Boek (W 13-8)	310	1:56
Apr 24, 2005	at Nevada	W 14-0	14	14	0	/	0	4	2	5	24-15-0	4-6-0	Noble (W 11-7)	310	1:50
*Apr 27, 2005	#10 UCLA	W 3-2	3	6	1	/	2	8	0	7	25-15-0	5-6-0	Noble (W 12-7)	423	2:27
*Apr 29, 2005	#4 Stanford	W 6-4	6	9	1	/	4	5	1	7	26-15-0	6-6-0	Boek (W 14-8)	358	2:42
*Apr 30, 2005	#3 California	L 0-1	0	2	0	/	1	3	0	7	27-16-0	6-7-0	Boek (L 14-9)	1042	2:10
*May 01, 2005	#3 California	W 1-0	1	5	1	/	0	2	0	7	27-16-0	7-7-0	Noble (W 13-7)	1188	1:56
May 05, 2005	at Utah Valley State	W 6-0	6	9	0	/	0	1	3	7	28-16-0	7-7-0	Boek (W 15-9)	78	3:00
*May 06, 2005	at Arizona State	W 8-0	8	7	0	/	0	4	0	5	29-16-0	8-7-0	Noble (W 14-7)	460	1:17
*May 07, 2005	at #3 Arizona	L 0-3	0	4	0	/	3	4	0	7	29-17-0	8-8-0	Boek (L 15-10)	0	
*May 07, 2005	at #3 Arizona	L 1-9	1	3	1	/	9	12	2	5	29-18-0	8-9-0	Boek (L 15-11)	1504	2:10
*May 08, 2005	at #3 Arizona	L 3-4	3	6	0	/	4	9	0	7	29-19-0	8-10-0	Boek (L 15-12)	1152	2:38
*May 12, 2005	#6 Oregon State	W 9-0	9	8	2	/	0	3	2	6	30-19-0	9-10-0	Boek (W 16-12)	329	1:58
*May 13, 2005	Oregon	L 0-3	0	5	0	/	3	2	1	7	30-20-0	9-11-0	Noble (L 14-8)	584	2:07
*May 14, 2005	Oregon	W 7-1	7	9	0	/	1	7	1	7	31-20-0	10-11-0	Boek (W 16-12)	1145	2:14
`May 20, 2005	vs. Creighton	W 2-1	2	5	2	/	1	4	2	(11)	32-20-0	10-11-0	Boek (W 18-12)	592	3:16
`May 21, 2005	at #25 Nebraska	W 7-6	7	14	2	/	6	7	1	7	33-20-0	10-11-0	Boek (W 19-12)	718	3:05
`May 22, 2005	vs. #22 Hawkeyes	W 2-0	2	8	0	/	0	1	0	7	34-20-0	10-11-0	Boek (W 20-12)	277	1:50
+May 27, 2005	at #1 Michigan	L 1-4	1	1	3	/	4	8	0	7	34-21-0	10-11-0	Boek (L 20-13)	2311	
+May 28, 2005	at #1 Michigan	W 3-2	3	6	0	/	2	7	1	7	35-21-0	10-11-0	Noble (W 15-8)	2426	1:45
+May 28, 2005	at #1 Michigan	L 2-11	2	5	2	/	11	12	0	7	35-22-0	10-11-0	Boek (L 20-14)	2426	2:01

BOLD denotes home games. * Indicates Conference games. !-Hawaii Paradise Classic (Honolulu, Hawaii); @-Louisville Slugger Las Vegas Classic (Las Vegas, Nev.); # Palm Springs Classic (Palm Springs, Calif.); \$-Las Vegas Classic (Las Vegas, Nev.); %-Kia Klassic (Fullerton, Calif.); ^-NCAA Regional (Lincoln, Neb.); +NCAA Super Regional (Ann Arbor, Mich.); ()- extra inning game

Individual Statistics

2005 INDIVIDUAL STATISTICS

PLAYER	AVG.	GP-GS	AB	R	H	2B	3B	HR	RBI	TB	SLG%	BB	HBP	SO	GDP	OB%	SF	SH	SB-ATT	PO	A	E	FLD%
Charters, Ashley	.374	57-57	174	53	65	5	1	1	18	75	.431	25	6	48	0	.468	0	4	33-38	90	75	13	.927
Rivera, Kristen	.362	57-56	127	50	46	7	0	21	54	116	.913	68	4	34	0	.593	0	1	6-6	395	44	2	.995
Lastrapes, Dominique	.339	55-55	174	42	59	13	1	3	21	83	.477	20	4	21	0	.419	0	4	10-13	95	65	7	.958
Minor, Amiee	.291	57-57	151	34	44	6	1	17	53	103	.682	26	8	45	0	.422	0	1	4-6	33	0	2	.943
Fiske, Kathy	.273	39-39	121	19	33	7	0	9	35	67	.554	3	4	25	0	.313	1	2	1-1	37	49	8	.915
Noble, Caitlin	.269	44-43	93	5	25	3	1	2	9	36	.387	6	1	26	0	.320	0	1	1-2	2	17	2	.905
Hyatt, Sarah	.265	55-55	151	31	40	6	0	15	44	91	.603	25	1	45	0	.371	1	2	2-3	241	35	6	.979
Greer, Lauren	.259	55-55	147	23	38	6	0	6	15	62	.422	13	3	53	0	.331	0	6	3-5	34	3	3	.925
Hansen, Jacki	.194	57-57	129	23	25	2	0	2	14	33	.256	12	5	40	0	.288	0	6	6-8	38	3	4	.911
Coury, Torie	.141	33-22	64	7	9	1	0	1	4	13	.203	2	1	28	0	.179	0	3	2-3	19	29	6	.889
Wilkinson, Jessica	.222	38-1	9	11	2	0	0	0	2	2	.222	1	0	1	0	.300	0	0	5-7	0	0	0	.000
Bergan, Callie	.200	32-17	55	10	11	2	0	3	14	22	.400	7	3	20	0	.313	2	3	1-2	44	0	2	.957
L'Heureux, Kristen	.182	19-12	33	4	6	3	0	0	5	9	.273	5	1	8	0	.300	1	0	0-0	54	11	1	.985
Ellinger, Kailyn	.111	23-1	9	4	1	0	0	0	0	1	.111	2	0	4	0	.273	0	0	0-0	2	0	0	1.000
Boek, Ashley	.000	48-42	0	0	0	0	0	0	0	0	.000	0	0	0	0	.000	0	0	0-0	9	45	3	.964
Totals	.281	57-57	1437	316	404	61	4	80	288	713	.496	215	41	398	0	.389	4	33	74-94	1093	376	59	.961
Opponents	.224	57-57	1368	175	307	41	4	25	153	431	.315	172	35	462	0	.326	3	52	21-33	1075	375	54	.964

LOB - Team (341), Opp (364). DPs turned - Team (8), Opp (15). IBB - Team (25), Rivera (25), Opp (1)

2005 PITCHING STATISTICS

PLAYER	ERA	W-L	APP	GS	CG	SHO/CBO	SV	IP	H	R	ER	BB	SO	2B	3B	HR	AB	B/AVG	WP	HBP	BK
Noble, Caitlin	2.05	15-8	38	24	12	7/1	1	167.2	132	75	49	76	236	19	1	14	624	.212	13	9	1
Boek, Ashley	2.56	20-14	45	33	19	9/1	2	196.2	175	100	72	96	226	22	3	11	744	.235	7	26	0
Totals	2.32	35-22	57	57	31	17/1	3	364.1	307	175	121	172	462	41	4	25	1368	.224	20	35	1
Opponents	5.06	22-35	57	57	28	6/0	4	358.1	404	316	259	215	398	61	4	80	1437	.281	16	41	1

PB - Team (6), Rivera 5, L'Heureux 1, Opp (12). Pickoffs - Team (1), Rivera 1, Opp (2). SBA/ATT - Rivera (18-27), Boek (12-20), Noble (9-13), L'Heureux (3-5).



The 2005 Huskies came within one win of advancing to their third straight Women's College World Series.

2005 Pac-10 Statistical Leaders


PAC-10 TEAM STANDINGS

TEAM	Conference				Overall			
	W	L	T	PCT	W	L	T	PCT
1. California	13	8	0	.619	52	15	0	.776
Arizona*^#	13	8	0	.619	45	12	0	.789
Oregon State	13	8	0	.619	43	16	0	.729
Stanford	13	8	0	.619	43	16	0	.729
5. UCLA	11	10	0	.524	40	20	0	.667
6. Washington	10	11	0	.476	35	22	0	.614
7. Oregon	7	14	0	.333	36	25	0	.590
8. Arizona State	4	17	0	.190	30	26	0	.536

* Co-Pac-10 Champions

^ NCAA Regional Participant

NCAA WCWS Participant



PAC-10 BATTING STATISTICS

TEAM BATTING	G	Avg	AB	R	H	2B	3B	HR	BB	SO	SB-ATT
Arizona Wildcats	57	.297	1528	261	454	47	5	33	181	328	66-78
Stanford Cardinal	59	.293	1566	319	459	74	14	67	290	282	35-49
Washington Huskies	57	.281	1437	316	404	61	4	80	215	398	74-94
California Golden Bears	67	.281	1739	316	489	69	5	36	169	278	100-117
UCLA Bruins	60	.272	1580	240	429	68	14	55	175	299	35-51
Oregon State Beavers	59	.267	1508	266	402	77	4	58	137	274	70-83
Oregon Ducks	61	.259	1539	204	399	70	12	32	139	329	72-84
Arizona State Sun Devils	56	.241	1422	177	342	58	1	34	132	338	34-51

PAC-10 PITCHING STATISTICS

TEAM	ERA	W-L	G	CG	SHO/CBO	SV	IP	H	R	ER	BB	SO	AB	B/AVG
Arizona Wildcats	1.12	45-12	57	41	23/2	3	392.2	235	90	63	77	573	1394	.169
California Golden Bears	1.22	52-15	67	45	27/4	4	453.1	235	96	79	145	437	1561	.151
UCLA Bruins	1.29	40-20	60	51	20/1	2	418.0	275	103	77	77	548	1517	.181
Oregon Ducks	1.72	36-25	61	33	19/6	4	418.0	328	146	103	129	338	1550	.212
Stanford Cardinal	1.81	43-16	59	27	17/10	5	387.2	308	131	100	98	257	1430	.215
Arizona State Sun Devils	2.09	30-26	56	23	15/6	5	372.1	274	147	111	100	392	1355	.202
Washington Huskies	2.32	35-22	57	31	17/1	3	364.1	307	175	121	172	462	1368	.224
Oregon State Beavers	2.40	43-16	59	35	16/4	5	396.2	352	154	136	115	396	1491	.236

PAC-10 FIELDING STATISTICS

TEAM	C	PO	A	E	FLD%	DPS	SBA	CSB
California Golden Bears	1978	1359	576	43	.978	22	18	10
Oregon State Beavers	1722	1190	490	42	.976	17	30	13
Arizona Wildcats	1525	1178	309	38	.975	3	16	11
Stanford Cardinal	1770	1163	560	47	.973	22	21	10
UCLA Bruins	1747	1254	439	54	.969	14	16	14
Washington Huskies	1528	1093	376	59	.961	8	21	12
Oregon Ducks	1792	1254	466	72	.960	19	35	15
Arizona State Sun Devils	1533	1117	351	65	.958	11	20	15

2005 Pac-10 Statistical Leaders

PAC-10 STATISTICAL LEADERS

AVERAGE

1.	Caitlin Lowe, ARIZ	.510
2.	Ashley Charters, WASH	.374
3.	Kristen Rivera, WASH	.362
4.	Kristie Fox, ARIZ	.356
5.	Catalina Morris, STAN	.351
6.	Dominique Lastrapes, WASH	.339
7.	T.J. Eadus, ORE	.337
8.	Caitlin Benyi, UCLA	.333
9.	Autumn Champion, ARIZ	.331
	Lauren Lappin, STAN	.331

RUNS

1.	Caitlin Lowe, ARIZ	57
2.	Ashley Charters, WASH	53
3.	Lauren Lappin, STAN	52
4.	Kristen Rivera, WASH	50
5.	Vicky Galindo, CAL	49
6.	Catalina Morris, STAN	46
7.	Lindsay James, CAL	42
	Dominique Lastrapes, WASH	42
	Kaleo Eldredge, CAL	42
	Adrienne Alo, OSU	42

HITS

1.	Vanessa Iapala, OSU	16
2.	Catalina Morris, STAN	15
3.	Valerie Sevilla, ASU	14
4.	Kristie Fox, ARIZ	13
	Dominique Lastrapes, WASH	13
	Emily Zaplatosch, UCLA	13
7.	Michelle Smith, STAN	11
	Mia Longfellow, OSU	11
	Vicky Galindo, CAL	11
10.	5 tied at	10

RBIS

1.	Kristie Fox, ARIZ	64
2.	Haley Woods, CAL	58
3.	Kristen Rivera, WASH	54
	Michelle Smith, STAN	54
5.	Aimee Minor, WASH	53
6.	Jackie Coburn, ARIZ	48
7.	Sarah Hyatt, WASH	44
8.	Emily Zaplatosch, UCLA	41
9.	Leah Nelson, STAN	39
	Kaleo Eldredge, CAL	39

DOUBLES

1.	Vanessa Iapala, OSU	16
2.	Catalina Morris, STAN	15
3.	Valerie Sevilla, ASU	14
4.	Kristie Fox, ARIZ	13
	Dominique Lastrapes, WASH	13
	Emily Zaplatosch, UCLA	13
7.	Michelle Smith, STAN	11
	Mia Longfellow, OSU	11
	Vicky Galindo, CAL	11
10.	5 tied at	10

TRIPLES

1.	Andrea Duran, UCLA	8
2.	Catalina Morris, STAN	4
	Caitlin Lowe, ARIZ	4
4.	Vicky Galindo, CAL	3
	Lovena Chaput, ORE	3
	Jackie Rinehart, STAN	3
7.	7 tied at	2

HOME RUNS

1.	Kristen Rivera, WASH	21
2.	Michelle Smith, STAN	19
3.	Aimee Minor, WASH	17
4.	Sarah Hyatt, WASH	15
5.	Caitlin Benyi, UCLA	14
6.	Haley Woods, CAL	13
	Adrienne Alo, OSU	13
	Catalina Morris, STAN	13
9.	Sharee Zaleski, ASU	12
	Lisa Allen, OSU	12

SLUGGING PERCENTAGE

1.	Kristen Rivera, WASH	.913
2.	Michelle Smith, STAN	.724
3.	Aimee Minor, WASH	.682
4.	Catalina Morris, STAN	.670
5.	Mindy Cowles, ASU	.658
6.	Caitlin Benyi, UCLA	.643
7.	Caitlin Lowe, ARIZ	.638
8.	Lisa Allen, OSU	.606
9.	Sarah Hyatt, WASH	.603
10.	Leah Nelson, STAN	.581

ON BASE PERCENTAGE

1.	Kristen Rivera, WASH	.593
2.	Caitlin Lowe, ARIZ	.560
3.	Ashley Charters, WASH	.468
4.	Mindy Cowles, ASU	.458
5.	Kaleo Eldredge, CAL	.448
6.	Leah Nelson, STAN	.448
7.	Caitlin Benyi, UCLA	.441
8.	Kristie Fox, ARIZ	.438
9.	Jacki Coburn, ARIZ	.422
10.	Aimee Minor, WASH	.422



Aimee Minor ranked third in the Pac-10 in home runs (17) and slugging percentage (.682).



Ashley Charters led the Pac-10 with 33 stolen bases and ranked second in batting average with a .374 clip.



Sarah Hyatt ranked fourth in the Pac-10 with 15 home runs, while her 44 RBIs ranked seventh.

2005 Pac-10 Statistical Leaders



Ashley Boek led the Huskies with 20 wins, which ranked seventh in the Pac-10.



Caitlin Noble led Washington with 236 strikeouts, which ranked fourth in the Pac-10.



Kristen Rivera ranked second in the nation in home runs and slugging percentage.

EARNED RUN AVG

1.	Alicia Hollowell, ARIZ	0.88
2.	Kristina Thorson, CAL	1.09
3.	Anjelica Selden, UCLA	1.10
4.	Kelly Anderson, CAL	1.28
5.	Amy Harris, ORE	1.30
6.	Katherine Burkhart, ASU	1.52
7.	Laura Severson, STAN	1.80
	Brianne McGowan, OSU	1.80
	Alicia Cook, ORE	1.80
	Taryne Mowatt, ARIZ	1.80

OPPOSING BAT AVG

1.	Alicia Hollowell, ARIZ	.148
	Kelly Anderson, CAL	.148
3.	Kristina Thorson, CAL	.150
4.	Anjelica Selden, UCLA	.163
5.	Katherine Burkhart, ASU	.176
6.	Taryne Mowatt, ARIZ	.194
7.	Amy Harris, ORE	.199
8.	Alicia Cook, ORE	.202
9.	Brianne McGowan, OSU	.211
10.	Caitlin Noble, WASH	.212

INNINGS PITCHED

1.	Anjelica Selden, UCLA	325.0
2.	Brianne McGowan, OSU	299.2
3.	Alicia Hollowell, ARIZ	279.0
4.	Kelly Anderson, CAL	240.0
5.	Amy Harris, ORE	231.2
6.	Becky McCullough, STAN	206.1
7.	Kristina Thorson, CAL	198.2
8.	Ashley Boek, WASH	196.2
9.	Katherine Burkhart, ASU	184.1
10.	Caitlin Noble, WASH	167.2

BATTERS STRUCK OUT

1.	Anjelica Selden, UCLA	485
2.	Alicia Hollowell, ARIZ	446
3.	Brianne McGowan, OSU	346
4.	Caitlin Noble, WASH	236
5.	Ashley Boek, WASH	226
6.	Kristina Thorson, CAL	225
7.	Katherine Burkhart, ASU	220
8.	Amy Harris, ORE	203
9.	Kelly Anderson, CAL	200
10.	Becky McCullough, STAN	141

WINS

1.	Brianne McGowan, OSU	36
2.	Alicia Hollowell, ARIZ	31
3.	Anjelica Selden, UCLA	29
4.	Kelly Anderson, CAL	28
5.	Kristina Thorson, CAL	23
6.	Becky McCullough, STAN	21
7.	Ashley Boek, WASH	20
8.	Amy Harris, ORE	18
9.	Laura Severson, STAN	15
	Caitlin Noble, WASH	15

SAVES

1.	Katherine Burkhart, ASU	5
2.	Brianne McGowan, OSU	3
	Alicia Hollowell, ARIZ	3
4.	Kristina Thorson, CAL	2
	Lauren Nydam, STAN	2
	Anjelica Selden, UCLA	2
	Amy Harris, ORE	2
	Ashley Boek, WASH	2
	Ta 'Tyana McElroy, OSU	2

NATIONAL STATISTICAL LEADERS

TEAM SCORING

11.	Washington	5.54 runs/game
-----	------------	----------------

HOME RUNS PER GAME

3.	Washington	1.4 home runs/game
----	------------	--------------------

TEAM SLUGGING PERCENTAGE

11.	Washington	.496
-----	------------	------

HOME RUNS

2.	Kristen Rivera	0.37
12.	Aimee Minor	0.30
25.	Sarah Hyatt	0.27

RUNS BATTED IN

22.	Kristen Rivera	0.95
25.	Aimee Minor	0.93

STOLEN BASES

8.	Ashley Charters	0.58
----	-----------------	------

STRIKEOUTS PER 7 INNINGS

20.	Caitlin Noble	9.9
-----	---------------	-----

WALKS

1.	Kristen Rivera	1.19
----	----------------	------

SLUGGING PERCENTAGE

2.	Kristen Rivera	.913
----	----------------	------

RUNS PER GAME

17.	Ashley Charters	0.93
-----	-----------------	------



2006 OPPONENTS

Tournaments

UNLV ALEXIS RESORT KICKOFF

Feb. 10-12 • Las Vegas, Nev.



Host: _____ UNLV
UNLV Softball Contact: _____ Jeff Seals
Office Phone: _____ (702) 895-3207
Office Fax: _____ (702) 895-0989
Web site: _____ www.UNLVrebel.com
Stadium Press Box Phone: _____ (720) 895-3954

Teams: UIC, Kentucky, Long Beach State, Oklahoma, UNLV, Washington.

Washington's Tournament Schedule

Friday, February 10

9 am- vs. Kentucky
11:15 am - vs. Oklahoma

Saturday, February 11

1:30 pm- vs. Long Beach State

Sunday, February 12

3 pm- vs. UNLV

LSU TIGER CLASSIC

Feb. 17-19 • Baton Rouge, La.



Host: _____ LSU
LSU Softball Contact: _____ Melissa Reynaud
Office Phone: _____ (225) 578-0155
Office Fax: _____ (225) 578-1816
Web site: _____ www.LSUsports.net
Stadium Press Box Phone: _____ (225) 578-0155

Teams: Eastern Michigan, Mississippi Valley, LSU, Washington, Western Kentucky.

Washington's Tournament Schedule

Friday, February 17

11 am- vs. Eastern Michigan
1:15 pm- vs. Western Kentucky

Saturday, February 18

9 am- vs. Mississippi Valley
3:45 pm- vs. LSU

Sunday, February 19

Bracket Play- TBA

HUSKY FEVER CLASSIC

Feb. 25-26 • Seattle, Wash.



Host: _____ Washington
Washington Softball Contact: _____ Misty Tucci
Office Phone: _____ (206) 685-3119
Office Fax: _____ (206) 543-5000
Web site: _____ www.GoHuskies.com
Stadium Press Box Phone: _____ (206) 616-6936

Teams: Santa Clara, Utah Valley State, Washington.

Complete Tournament Schedule

Saturday, February 25

9 am- UVSC vs. Santa Clara
11:15 am- UVSC vs. Washington
1:30 pm- Santa Clara vs. Washington

Sunday, February 26

9 am- UVSC vs. Santa Clara
11:15 am- UVSC vs. Washington
1:30 pm- Santa Clara vs. Washington

COMPASS INVITATIONAL

Mar. 3-5 • Waco, Texas



Host: _____ Baylor
Baylor Softball Contact: _____ Michael Collins
Office Phone: _____ (254) 710-3065
Office Fax: _____ (254) 710-1369
Web site: _____ www.BaylorBears.com
Stadium Press Box Phone: _____ (254) 710-1045

Teams: Baylor, Bowling Green, Mississippi State, Washington.

Washington's Tournament Schedule

Friday, March 3

10 am- vs. Bowling Green
 12:30 pm- vs. Mississippi State

Saturday, March 4

12:30 pm- vs. Mississippi State
 3 pm- vs. Baylor

Sunday, March 5

9 am- vs. Bowling Green
 1 pm- vs. Baylor

FRSENO STATE BULLDOG CLASSIC

Mar. 10-12 • Fresno, Calif.



Host: _____ Fresno State
Fresno State Softball Contact: _____ Jan Winslow
Office Phone: _____ (559) 278-2509
Office Fax: _____ (559) 278-4689
Web site: _____ www.GoBulldogs.com
Stadium Press Box Phone: _____ (559) 278-7450

Teams: Ball State, UCF, Depaul, Fresno State, Oregon State, San Diego, Washington.

Washington's Tournament Schedule

Friday, March 10

11 am- vs. San Diego
 3 pm- vs. DePaul

Saturday, March 11

11 am- vs. Ball State
 5 pm- vs. UCF

Sunday, March 12

1 pm- vs. Fresno State

JUDY GARMAN CLASSIC

Mar. 16-19 • Fullerton, Calif.



Host: _____ Cal State Fullerton
Cal State Fullerton Softball Contact: _____ Jason Spencer
Office Phone: _____ (714) 278-7547
Office Fax: _____ (714) 278-3141
Web site: _____ www.FullertonTitans.com
Stadium Press Box Phone: _____ (714) 278-5851

Teams: Alabama, Arizona, Arizona State, Cal State Fullerton, Cal State Northridge, Florida State, Fresno State, Louisiana-Lafayette, Michigan, Notre Dame, Oklahoma, Texas, UNLV, Utah, Washington.

Washington's Tournament Schedule

Thursday, March 16

4 pm- vs. Texas

Friday, March 17

11:15 am- vs. Michigan
 6:15 pm- vs. Louisiana Lafayette

Saturday, March 18

Championship and consolation bracket play begins at 9 am.

Sunday, March 19

Tournament semifinals and finals begin at 8:30 am.

Non-Conference Opponents

NEVADA

March 22 • Stockton, Calif. • 12 pm



GENERAL INFORMATION

Location/Enroll.: _____ Reno, Nev./16,500
Nickname: _____ Wolf Pack
Colors: _____ Navy Blue and Silver
Conference: _____ Western Athletic
Interim President: _____ Dr. Joe Crowley
Director of Athletics: _____ Cary Groth
Athletic Dept. Phone: _____ (775) 784-6900
Ticket Office Phone: _____ (775) 348-PACK
Field/Capacity: _____ Idlewild Park (250)
Web Site: _____ www.NevadaWolfPack.com

SPORTS INFORMATION

Sports Information Director: _____ Jamie Klund
Softball SID: _____ Aaron DeWall
SID Office Phone: _____ (775) 784-6900
SID FAX: _____ (775) 784-4386
Press Box Phone: _____ N/A
SID e-mail: _____ adewall@unr.edu

COACHING STAFF

Head Coach: _____ Michelle Gardner
Record at Nevada (years): _____ 82-94 (4)
Career Record (years): _____ same
Assistant Coaches: _____ Matt Meuchel, Melanie Meuchel

TEAM INFORMATION

2005 Record: _____ 22-31
Conference Record/Finish: _____ 8-10/5th
Postseason Results: _____ N/A
Final NFCA National Ranking: _____ NR
Letterwinners Returning/Lost: _____ 14/6
Starters Returning/Lost: _____ 8/1
All-time Record vs. UW: _____ UW leads 2-0
2005 Results: _____ UW def. Nevada, 22-1, 4/24/05
_____ UW def. Nevada, 14-0, 4/24/05

PACIFIC

March 21 • Stockton, Calif. • 12 pm doubleheader



GENERAL INFORMATION

Location/Enroll.: _____ Stockton, Calif./6,268
Nickname: _____ Tigers
Colors: _____ Orange and Black
Conference: _____ Big West
President: _____ Dr. Donald V. DeRosa
Director of Athletics: _____ Lynn King
Athletic Dept. Phone: _____ (209) 946-2472
Ticket Office Phone: _____ (209) 946-2474
Field/Capacity: _____ Bill Simoni Field (500)
Web Site: _____ www.PacificTigers.com

SPORTS INFORMATION

Sports Information Director: _____ Mike Millerick
Softball SID: _____ Ben Laskey
SID Office Phone: _____ (209) 946-2730
SID FAX: _____ (209) 946-2757
Press Box Phone: _____ N/A
SID e-mail: _____ b_laskey@pacific.edu

COACHING STAFF

Head Coach: _____ Brian Kolze
Record at Pacific (years): _____ 414-319-1 (14)
Career Record (years): _____ same
Assistant Coaches: _____ Sara Hayes, Cindy Ball

TEAM INFORMATION

2005 Record: _____ 30-25
Conference Record/Finish: _____ 12-9/4th
Postseason Results: _____ N/A
Final NFCA National Ranking: _____ NR
Letterwinners Returning/Lost: _____ 10/5
Starters Returning/Lost: _____ 5/4
All-time Record vs. UW: _____ UW leads 9-0
Recent Results: _____ UW def. Pacific, 2-1, 3/18/04
_____ UW def. Pacific, 9-1, 3/1/03
_____ UW def. Pacific, 9-7 & 9-5, 3/26/02

PORTLAND STATE

April 5 • Seattle, Wash. • 4 pm



GENERAL INFORMATION

Location/Enroll.: _____ Portland, Ore./25,011
Nickname: _____ Vikings
Colors: _____ Green, White and Silver
Conference: _____ Big Sky
President: _____ Daniel Bernstine
Director of Athletics: _____ Tom Burman
Athletic Dept. Phone: _____ (503) 725-4000
Ticket Office Phone: _____ (888) VIK-TIXS
Field/Capacity: _____ Erv Lind Stadium (2,000)
Web Site: _____ www.GoViks.com

SPORTS INFORMATION

Sports Information Director: _____ Mike Lund
Softball SID: _____ Rick Stupak
SID Office Phone: _____ (530) 725-2525
SID FAX: _____ (530) 725-5610
Press Box Phone: _____ N/A
SID e-mail: _____ rstupak@pdx.edu

COACHING STAFF

Head Coach: _____ Amy Hayes
Record at Portland State (years): _____ First year
Career Record (years): _____ 121-95 (4)
Assistant Coaches: _____ Brooke Monroe, Traci Feldt

TEAM INFORMATION

2005 Record: _____ 17-28
Conference Record/Finish: _____ 11-8/3rd
Postseason Results: _____ N/A
Final NFCA National Ranking: _____ NR
Letterwinners Returning/Lost: _____ 7/8
Starters Returning/Lost: _____ 8/4
All-time Record vs. UW: _____ UW leads 28-0
2005 Results: _____ UW def. PSU, 14-4, 3/12/05
_____ UW def. PSU, 9-0, 3/12/05



Coach Michelle Gardner



Candice Rainwater



Coach Brian Kolze



Jennifer Curtier



Coach Amy Hayes



Mandy Hill

Pac-10 Opponents

ARIZONA

April 7 • Tucson, Ariz. • 7 pm
April 29 • Seattle, Wash. • 2 pm
April 30 • Seattle, Wash. • 1 pm



GENERAL INFORMATION

Location/Enroll.: _____ Tucson, Ariz./35,500
Nickname: _____ Wildcats
Colors: _____ Cardinal and Navy
Conference: _____ Pacific-10
President: _____ Dr. Peter Likins
Director of Athletics: _____ Jim Livengood
Athletic Dept. Phone: _____ (520) 621-2200
Ticket Office Phone: _____ (520) 621-2287
Field/Capacity: _____ Hillenbrand Stadium (2,956)
Web Site: _____ www.ArizonaAthletics.com

SPORTS INFORMATION

Sports Information Director: _____ Tom Duddleston, Jr.
Softball SID: _____ Kevin Wittner
SID Office Phone: _____ (520) 621-4163
SID FAX: _____ (520) 621-2681
Press Box Phone: _____ (520) 621-7496
SID e-mail: _____ kwittner@email.arizona.edu

COACHING STAFF

Head Coach: _____ Mike Candrea
Record at Arizona (years): _____ 1,027-203 (25)
Career Record (years): _____ same
Assistant Coaches: _____ Larry Ray, Nancy Evans

TEAM INFORMATION

2005 Record: _____ 45-12
Conference Record/Finish: _____ 13-8/T-1st
Postseason Results: _____ World Series (1-2)
Final NFCA National Ranking: _____ No. 4
Letterwinners Returning/Lost: _____ 8/8
Starters Returning/Lost: _____ 5/4
All-time Record vs. UW: _____ Arizona leads 46-15
2005 Results: _____ UA def. UW, 3-0, 5/7/05
_____ UA def. UW, 9-1, 5/7/05
_____ UA def. UW, 4-3, 5/8/05



Coach Mike Candrea



Caitlyn Lowe

ARIZONA STATE

April 8 • Tempe, Ariz. • 7 pm
April 9 • Tempe, Ariz. • 1 pm
April 28 • Seattle, Wash. • 1 pm



GENERAL INFORMATION

Location/Enroll.: _____ Tempe, Ariz./51,612
Nickname: _____ Sun Devils
Colors: _____ Maroon and Gold
Conference: _____ Pacific-10
President: _____ Dr. Michael Crow
Director of Athletics: _____ Lisa Love
Athletic Dept. Phone: _____ (480) 965-3482
Ticket Office Phone: _____ (480) 965-2381
Field/Capacity: _____ Alberta B. Farrington/1,535
Web Site: _____ www.thesundevils.com

SPORTS INFORMATION

Sports Information Director: _____ Mark Brand
Softball SID: _____ Kerry Howe
SID Office Phone: _____ (480) 965-9544
SID FAX: _____ (480) 965-5408
Press Box Phone: _____ (480) 965-8356
SID e-mail: _____ kerry.howe@asu.edu

COACHING STAFF

Head Coach: _____ Clint Meyers
Record at ASU (years): _____ First Season
Career Record (years): _____ First Season in NCAA
Assistant Coach: _____ Robert Wagner

TEAM INFORMATION

2005 Record: _____ 30-26
Conference Record/Finish: _____ 4-17/8th
Postseason Results: _____ Regional (1-2)
Final NFCA National Ranking: _____ NR
Letterwinners Returning/Lost: _____ 14/1
Starters Returning/Lost: _____ 7/1
All-time Record vs. UW: _____ UW leads 40-10
2005 Results: _____ UW def. ASU, 8-0, 4/16/05
_____ UW def. ASU, 12-4, 4/17/05
_____ UW def. ASU, 8-0, 5/6/05



Coach Clint Meyers



Desiree Serrano

CALIFORNIA

March 31 • Seattle, Wash. • 1 pm
May 12 • Berkeley, Calif. • 2 pm
May 13 • Berkeley, Calif. • 1 pm



GENERAL INFORMATION

Location/Enroll.: _____ Berkeley, Calif./33,000
Nickname: _____ Golden Bears
Colors: _____ Blue and Gold
Conference: _____ Pacific-10
Chancellor: _____ Robert J. Birgeneau
Director of Athletics: _____ Sandy Barbour
Athletic Dept. Phone: _____ (510) 642-0580
Ticket Office Phone: _____ (800) GO-BEARS
Field/Capacity: _____ Levine-Fricke Field/500
Web Site: _____ www.calbears.com

SPORTS INFORMATION

Sports Information Director: _____ Herb Benenson
Softball SID: _____ Christina Teller
SID Office Phone: _____ (510) 643-2938
SID FAX: _____ (510) 643-7778
Press Box Phone: _____ N/A
SID e-mail: _____ cpteller@berkeley.edu

COACHING STAFF

Head Coach: _____ Diane Ninemire
Record at Cal (years): _____ 807-384 (19)
Career Record (years): _____ same
Assistant Coaches: _____ John Reeves, Tammy Lohmann

TEAM INFORMATION

2005 Record: _____ 52-15
Conference Record/Finish: _____ 13-8/T-1st
Postseason Results: _____ CollegeWorld Series (0-2)
Final NFCA National Ranking: _____ No. 6
Letterwinners Returning/Lost: _____ 8/11
Starters Returning/Lost: _____ 5/5
All-time Record vs. UW: _____ Cal leads 27-23
2005 Results: _____ Cal def. UW, 4-3, 4/8/05;
_____ Cal def. UW, 1-0, 4/30/05
_____ UW def. Cal, 1-0, 5/1/05



Coach Diane Ninemire



Haley Woods

Pac-10 Opponents

OREGON

April 21 • Seattle, Wash. • 2 pm
May 6 • Eugene, Ore. • 1 pm
May 7 • Eugene, Ore. • 1 pm



GENERAL INFORMATION

Location/Enroll.: Eugene, Ore./20,339
Nickname: Ducks
Colors: Green and Yellow
Conference: Pacific-10
President: Dave Frohnmayer
Director of Athletics: Bill Moos
Athletic Dept. Phone: (541) 346-4481
Ticket Office Phone: (541) 346-4461
Field/Capacity: Howe Field/3,000
Web Site: www.GoDucks.com

SPORTS INFORMATION

Sports Information Dir.: Dave Williford
Softball SID: Allison Ross
SID Office Phone: (541) 346-0962
SID FAX: (541) 346-5449
Press Box Phone: (541) 346-4497
SID e-mail: aross@u.oregon.edu

COACHING STAFF

Head Coach: Kathy Arendsen
Record at Oregon (years): 115-65 (4)
Career Record (years): 487-340 (16)
Assistant Coaches: J. Gaudreau, Mick Hokanson

TEAM INFORMATION

2005 Record: 36-25
Conference Record/Finish: 7-14/7th
Postseason Results: Regionals (2-2)
Final NFCA National Ranking: No. 23
Letterwinners Returning/Lost: 13/5
Starters Returning/Lost: 8/2
All-time Record vs. UW: UW leads 34-12
2005 Results: UW def. Oregon, 6-0, 2/6/05
UW def. Oregon, 4-3, 4/1/05
Oregon def. UW, 3-0, 5/13/05
UW def. Oregon, 7-1, 5/14/05

OREGON STATE

April 22 • Seattle, Wash. • 2 pm
April 23 • Seattle, Wash. • 1 pm
May 5 • Corvallis, Ore. • 2 pm



GENERAL INFORMATION

Location/Enroll.: Corvallis, Ore./19,000
Nickname: Beavers
Colors: Orange and Black
Conference: Pacific-10
President: Dr. Edward Ray
Director of Athletics: Bob De Carolis
Athletic Dept. Phone: (541) 737-2547
Ticket Office Phone: (541) 737-4455
Field/Capacity: OSU Softball Complex/750
Web Site: www.osubeavers.com

SPORTS INFORMATION

Sports Information Director: Steve Fenk
Softball SID: Michelle Westerberg
SID Office Phone: (541) 737-8898
SID FAX: (541) 737-3072
Press Box Phone: (541) 752-7905
SID e-mail: michelle.westerberg@oregonstate.edu

COACHING STAFF

Head Coach: Kirk Walker
Record at OSU (years): 378-308-3 (11)
Career Record (years): same
Assistant Coaches: Crissy Buck, Shawna Feldt

TEAM INFORMATION

2005 Record: 43-16
Conference Record/Finish: 13-8/T-1st
Postseason Results: Regionals (3-2)
Final NFCA National Ranking: No. 15
Letterwinners Returning/Lost: 13/2
Starters Returning/Lost: 8/1
All-time Record vs. UW: UW leads 37-10
2005 Results: OSU def. UW, 7-3, 4/2/05
OSU def. UW, 9-0, 4/3/05
UW def. OSU, 9-0, 5/12/05

STANFORD

April 1 • Seattle, Wash. • 2 pm
April 2 • Seattle, Wash. • 1 pm
May 11 • Stanford, Calif. • 2 pm



GENERAL INFORMATION

Location/Enroll.: Stanford, Calif./6,556
Nickname: Cardinal
Colors: Cardinal and White
Conference: Pacific-10
President: John L. Hennessey
Interim Director of Athletics: Bill Walsh
Athletic Dept. Phone: (650) 723-4591
Ticket Office Phone: (800) STANFORD
Field/Capacity: Boyd & Jill Smith Family/820
Web Site: www.GoStanford.com

SPORTS INFORMATION

Sports Information Director: Gary Migdol
Softball SID: Jeane Goff
SID Office Phone: (650) 725-4418
SID FAX: (650) 725-2957
Press Box Phone: (650) 723-8726
SID e-mail: jeangoff@stanford.edu

COACHING STAFF

Head Coach: John Rittman
Record at Stanford (years): 388-181-9 (9)
Career Record (years): same
Assistant Coaches: Trish Ford, Kira Ching

TEAM INFORMATION

2005 Record: 43-16
Conference Record/Finish: 13-8/T-1st
Postseason Results: Super Regional (0-2)
Final NFCA National Ranking: No. 10
Letterwinners Returning/Lost: 13/7
Starters Returning/Lost: 7/2
All-time Record vs. UW: UW leads 30-14
2005 Results: Stanford def. UW, 6-3, 4/9/05
Stanford def. UW, 4-3, 4/10/05
UW def. Stanford, 6-4, 4/29/05



Coach Kathy Arendsen



Amy Harris



Coach Kirk Walker



Brianne McGowan



Coach John Rittman



Lauren Lappin

Pac-10 Opponents/ Dawgs On Deck

UCLA

April 14 • Seattle, Wash. • 1 pm
April 15 • Seattle, Wash. • 1 pm
April 26 • Westwood, Calif. • 2 pm



GENERAL INFORMATION

Location/Enroll.: _____ Los Angeles, Calif./36,890
Nickname: _____ Bruins
Colors: _____ Blue and Gold
Conference: _____ Pacific-10
Chancellor: _____ Dr. Albert Carnesale
Director of Athletics: _____ Dan Guerrero
Athletic Dept. Phone: _____ (310) 825-8699
Ticket Office Phone: _____ (310) UCLA-WIN
Field/Capacity: _____ Easton Stadium/1,000
Web Site: _____ www.uclabruins.com

SPORTS INFORMATION

Sports Information Director: _____ Marc Dellins
Softball SID: _____ Amy Hughes
SID Office Phone: _____ (310) 206-8123
SID FAX: _____ (310) 825-8664
Press Box Phone: _____ (310) 206-0112
SID e-mail: _____ asymons@ucla.edu

COACHING STAFF

Head Coach: _____ Sue Enquist
Record at UCLA (years): _____ 837-166-1 (18)
Career Record (years): _____ same
Assistant Coaches: _____ Kelly Inouye-Perez, Gina Vecchione

TEAM INFORMATION

2005 Record: _____ 40-20
Conference Record/Finish: _____ 11-10/5th
Postseason Results: _____ NCAA Runner-Up
Final NFCA National Ranking: _____ No. 2
Letterwinners Returning/Lost: _____ 16/1
Starters Returning/Lost: _____ 11/0
All-time Record vs. UW: _____ UCLA leads 34-18
2005 Results: _____ UW def. UCLA, 4-3, 4/22/05
_____ UW def. UCLA, 2-1, 4/23/05
_____ UW def. UCLA, 4/27/05



Coach Sue Enquist



Caitlin Benyi

DAWGS ON DECK Advisory Board Members

Alidene Doherty—chair, Marlin Binger, Willy Renaud, John Weymer, Steve and Joanne Allen, Matthew Winberry, Madison Doherty, Heather Tarr, Eve Gaw, Geoff Hirai, Michelle Thiry, Brandi Gordon, PH Remlinger and Chris Miller.

DAWGS ON DECK Pitcher's Circle Members


Pitchers' Circle members are donors that give annual gifts of \$1,000 or more directly to softball. Membership Includes (as of 1/06): Thomas Allen, Marling Binger, Craig Clark, Wayne and Anne Gittinger, Alden and Beverly Harris, Dan Hyatt, Corrine Hyatt, Patricia Hyatt, Robert Miller, John O'Meara, Mel Pearson, Willy Renaud, John and LaGayle Sosnowy, Douglas Whitworth, Matthew Winberry, William Jolley and Tom McFarlan.

Established in 1999, the Dawgs on Deck team support group provides the support necessary for the softball program to continue competing for the national championship. Gifts to Husky softball help offset the costs of pre-conference travel to competitive tournaments, assistant coaches' salaries and expenses related to hosting a fall tournament.

For more information on Dawgs on Deck or donating to the Pitchers' Circle, please call Cathy Ellis in the Tyee/Development Office at (206) 543-2234.

WASHINGTON SOFTBALL SPONSORS

The University of Washington would like to thank the following sponsors for their ongoing support of Husky Softball.



All-Time Series vs. Pac-10

Arizona (Arizona leads 47-15)

March 3, 1993	A	(2)	L, 2-11/ L, 0-10
March 5, 1993	A	(2)	L, 4-7
March 7, 1993	A	(2)	L, 2-3
May 4, 1993	H	(3)	L, 0-2/ L, 4-7
March 3, 1994	A	(1)	L, 2-4
March 8, 1994	A	(1)	L, 3-4/ L, 2-4
May 14, 1994	H	(1)	L, 1-2/ W, 2-1
March 26, 1995	N	(1)	L, 2-6
April 1, 1995	H	(1)	L, 0-5/ L, 2-6
April 29, 1995	A	(2)	L, 0-7/ L, 2-11
Feb. 24, 1996	H	(2)	L, 1-4
March 24, 1996	N	(1)	L, 0-9
March 31, 1996	A	(1)	W, 10-4/ L, 4-7
April 20, 1996	H	(1)	W, 2-1/ W, 7-0
May 27, 1996	N	(2)	L, 4-6
Feb. 9, 1997	A	(1)	L, 3-7
April 4, 1997	A	(1)	L, 2-3/ L, 2-8
May 10, 1997	H	(1)	L, 1-9/ L, 3-4
April 4, 1998	A	(1)	W, 9-0/ L, 0-10
May 10, 1998	H	(1)	L, 2-4/ L, 0-4
May 22, 1998	N	(1)	L, 0-8
Feb. 7, 1999	A	(2)	L, 2-3
April 11, 1999	H	(2)	L, 1-2/ W, 9-0
May 8, 1999	A	(3)	L, 1-2/ L, 0-3
May 28, 1999	N	(3)	W, 3-0
Feb. 5, 2000	A	(4)	W, 1-0
March 19, 2000	N	(2)	W, 6-1
April 15, 2000	H	(2)	W, 2-0
April 16, 2000	H	(2)	W, 7-0
May 5, 2000	A	(2)	L, 2-3
May 27, 2000	N	(2)	L, 2-4
April 6, 2001	H	(2)	W, 1-0
May 12, 2001	A	(1)	L, 1-5/ L, 0-9
April 5, 2002	A	(2)	L, 1-0
May 11, 2002	H	(2)	W, 3-1/ W, 3-2
April 4, 2003	H	(2)	L, 0-3
May 10, 2003	A	(1)	W, 7-1/ L, 17-21
May 23, 2003	N	(1)	L, 1-2
March 21, 2004	H	(1)	W, 7-6
May 15, 2004	A	(1)	L, 3-0/ L, 5-1
May 7, 2005	H/A*	(3)	L, 0-3/ L, 1-9
May 8, 2005	A	(3)	L, 3-4

Arizona State (Washington leads 40-10)

March 2, 1993	A	(19)	L, 1-2/ L, 0-7
March 6, 1993	H	(19)	W, 6-3
April 9, 1993	H		L, 2-3/ L, 0-1
March 3, 1994	N	(22)	W, 8-5
March 9, 1994	A	(22)	W, 5-1/ W, 6-2
April 22, 1994	H		W, 6-1/ W, 2-1
April 28, 1995	A		W, 6-0/ W, 3-1
May 13, 1995	H		W, 9-4/ W, 6-1
March 30, 1996	A	(20)	W, 5-4/ W, 6-1
May 11, 1996	H		W, 3-0/ W, 4-0
April 5, 1997	A	(11)	L, 2-4/ W, 2-0
April 26, 1997	H	(12)	W, 6-0/ W, 4-3
April 3, 1998	A	(7)	W, 5-2/ W, 3-0
May 9, 1998	H	(16)	W, 3-0/ W, 3-0
April 10, 1999	H	(7)	W, 1-0/ L, 0-1
May 7, 1999	A	(13)	W, 7-1/ W, 1-0
May 27, 1999	N	(16)	W, 4-1
April 14, 2000	H	(4)	W, 2-0
May 6, 2000	A	(5)	W, 6-0
May 7, 2000	A	(5)	W, 7-3
April 7, 2001	H	(9)	L, 1-5
April 8, 2001	H	(9)	L, 1-6
May 11, 2001	A	(9)	W, 7-1
April 6, 2002	A	(8)	L, 2-3
April 7, 2002	A	(8)	L, 1-6
May 10, 2002	H	(4)	W, 5-2
April 5, 2003	H	(12)	W, 2-1
April 6, 2003	H	(12)	W, 1-0
May 9, 2003	A	(15)	W, 2-0
March 13, 2004	H	(20)	W, 5-0
April 3, 2004	A	(24)	W, 9-1
April 4, 2004	A	(24)	W, 8-5
May 14, 2004	N		W, 6-3
April 16, 2005	H	(21)	W, 8-0
April 17, 2005	H	(21)	W, 12-4
May 6, 2005	A		W, 8-0

California (California leads 27-23)

March 24, 1993	A	(4)	L, 0-3/ L, 1-2
May 8, 1993	H	(10)	L, 2-9/ L, 2-3
March 30, 1994	A	(7)	L, 2-4/ W, 6-4
May 7, 1994	H	(14)	W, 3-2/ W, 7-2
Feb. 19, 1995	N	(12)	L, 1-6
March 18, 1995	N	(7)	W, 3-2
March 29, 1995	A	(6)	L, 1-2/ L, 1-5
April 2, 1995	H	(13)	L, 1-3/ L, 14-15
March 16, 1996	N	(13)	W, 7-2
March 19, 1996	A	(13)	W, 5-0/ L, 0-1
April 13, 1996	H	(12)	W, 3-0/ W, 3-2
May 24, 1996	N	(11)	W, 9-7
April 19, 1997	H	(22)	W, 9-1
May 4, 1997	A	(23)	W, 5-3/ L, 5-6
March 29, 1998	H	(19)	L, 4-6/ L, 0-3
April 26, 1998	A	(21)	W, 3-0; W, 2-0
March 28, 1999	H	(13)	W, 2-1
April 25, 1999	A	(13)	L, 0-7/ W, 2-0
May 30, 1999	N	(17)	W, 3-4
April 1, 2000	A	(4)	L, 0-2
April 2, 2000	A	(4)	W, 10-1
April 28, 2000	H	(9)	W, 3-1
March 30, 2001	A	(3)	W, 2-0
March 28, 2001	H	(4)	W, 5-1
April 30, 2001	H	(4)	L, 3-6
April 12, 2002	H	(8)	L, 1-4
April 27, 2002	A	(6)	W, 6-3
April 28, 2002	A	(6)	L, 2-3
March 28, 2003	A	(7)	L, 0-2
April 26, 2003	H	(9)	L, 0-1
April 27, 2003	H	(9)	W, 5-2
March 14, 2004	H	(3)	L, 5-4
April 23, 2004	N	(4)	L, 6-1
May 8, 2004	A	(4)	L, 3-1
May 9, 2004	A	(4)	L, 8-0
April 8, 2005	A	(3)	L, 3-4
April 30, 2005	H	(3)	L, 0-1
May 1, 2005	H	(3)	W, 1-0

Stanford (Washington leads 30-14)

March 22, 1993	A		W, 22-0/ W, 24-0
March 30, 1993	H		W, 28-0/ W, 15-0
March 30, 1995	A		W, 8-3/ W, 11-0
May 6, 1995	H		W, 9-0/ W, 10-0
March 26, 1996	A		W, 7-0/ W, 3-0
May 5, 1996	H		W, 6-0/ W, 9-1
April 20, 1997	H		W, 9-8/ W, 9-0
May 3, 1997	A		L, 0-1/ W, 2-0
March 28, 1998	H	(14)	W, 2-1/ W, 3-0
April 25, 1998	A	(9)	L, 1-2/ L, 0-1
Feb. 27, 1999	N	(14)	W, 3-0
March 27, 1999	H	(7)	L, 1-4/ W, 6-0
April 24, 1999	A	(12)	W, 3-2/ L, 3-4
March 31, 2000	A	(8)	W, 6-0
April 29, 2000	H	(11)	W, 8-0
April 30, 2000	H	(11)	W, 1-0
March 31, 2001	A	(5)	W, 5-1
April 1, 2001	A	(5)	L, 1-4
April 27, 2001	H	(3)	W, 3-2
April 13, 2002	H	(3)	W, 11-3
April 14, 2002	H	(3)	W, 3-0
April 26, 2002	A	(7)	W, 1-0
March 9, 2003	N	(11)	L, 1-3
March 29, 2003	A	(12)	W, 6-0
March 30, 2003	A	(12)	L, 4-0
April 25, 2003	H	(16)	L, 0-8
April 24, 2004	N	(10)	L, 12-9
April 25, 2004	N	(10)	L, 3-2
May 7, 2004	A	(7)	L, 5-1
April 9, 2005	A	(8)	L, 3-6
April 10, 2005	H	(8)	L, 3-4
April 29, 2005	H	(4)	W, 6-4

Oregon (Washington leads 33-12)

April 3, 1993	H		L, 2-3/ L, 1-11
April 24, 1993	A		W, 7-4
April 2, 1994	A	(17)	L, 0-2/ W, 7-1
April 30, 1994	H	(10)	W, 4-3/ L, 1-4
April 15, 1995	A		W, 4-0/ W, 6-0
April 22, 1995	H		W, 4-0/ W, 9-0
April 27, 1996	A		W, 8-0/ W, 9-4
May 2, 1996	H		W, 8-0/ W, 12-0
April 23, 1997	H		W, 5-0/ W, 6-0
May 6, 1997	A		L, 0-4/ W, 9-7
April 19, 1998	H	(23)	W, 7-1/ W, 7-0
May 3, 1998	A		L, 8-11/ W, 6-2
April 18, 1999	A	(14)	W, 8-5/ W, 5-2
May 2, 1999	H	(18)	W, 11-0/ L, 3-4
April 8, 2000	A	(22)	W, 6-1
April 9, 2000	A	(22)	W, 1-0
May 12, 2000	H	(19)	W, 9-0
April 20, 2001	A		W, 10-1
May 5, 2001	H		W, 11-0
May 6, 2001	H		W, 6-2
April 19, 2002	H		W, 6-0
May 4, 2002	A		W, 6-2
May 5, 2002	A		W, 8-0
April 11, 2003	A	(22)	W, 9-0
May 3, 2003	H	(21)	L, 5-6
May 4, 2003	H	(21)	L, 5-6
April 16, 2004	N	(14)	L, 2-1
May 1, 2004	A	(11)	L, 10-2
May 2, 2004	A	(11)	W, 1-0
February 2, 2005	N	(13)	W, 6-0
April 1, 2005	A		W, 4-3
May 13, 2005	H		L, 0-3
May 14, 2005	H		W, 7-1

Oregon State (Washington leads 37-10)

May 6, 1993	H		W, 4-2/ W, 3-0
April 3, 1994	A		W, 4-0/ W, 11-0
April 29, 1994	H		W, 8-1/ W, 2-0;
March 4, 1995	N		W, 11-2
April 16, 1995	A		W, 22-1/ W, 6-0
April 23, 1995	H		W, 8-0/ W, 7-2
April 28, 1996	A		W, 2-1/ W, 5-0
May 8, 1996	H		W, 11-2/ W, 13-0
April 27, 1997	H		W, 3-1/ W, 5-0
May 7, 1997	A		L, 1-2/ W, 2-1
April 18, 1998	H	(18)	W, 1-0/ W, 4-0
May 2, 1998	A		W, 7-1/ W, 8-2
April 17, 1999	A	(12)	L, 0-1/ L, 1-2
May 1, 1999	H	(8)	W, 4-1/ W, 1-0
March 19, 2000	N	(12)	W, 5-2
April 7, 2000	A	(12)	W, 8-2
May 13, 2000	H	(13)	W, 5-0/ L, 0-1
April 21, 2001	A	(16)	W, 2-0
April 22, 2001	A	(16)	L, 3-8
May 4, 2001	H	(14)	W, 2-1
Feb. 24, 2002	N	(11)	L, 3-0
April 20, 2002	H	(14)	W, 3-1
April 21, 2002	H	(14)	W, 1-0
May 3, 2002	A	(16)	L, 1-2
April 12, 2003	A		W, 3-1
April 14, 2003	A		W, 7-0
May 2, 2003	H		L, 2-4
April 17, 2004	N	(15)	W, 5-3
April 18, 2004	N	(15)	W, 5-3
April 30, 2004	A	(18)	W, 4-2
April 2, 2005	A	(15)	L, 3-7
April 3, 2005	A	(15)	L, 0-9
May 12, 2005	H	(6)	W, 9-0

UCLA (UCLA leads 34-18)

April 16, 1993	H	(1)	L, 0-1/ L, 2-10
April 18, 1993	H	(1)	L, 0-3/ L, 0-4
March 28, 1994	A	(2)	L, 1-3/ L, 3-6
April 16, 1994	H	(6)	L, 1-4/ L, 1-6
Feb. 19, 1995	N	(2)	L, 2-6
March 27, 1995	A	(2)	L, 3-5/ L, 4-6
May 7, 1995	H	(2)	L, 0-3/ W, 1-0
April 6, 1996	A	(3)	W, 4-1/ L, 3-4
May 12, 1996	H	(4)	L, 5-8
May 26, 1996	N	(4)	W, 8-2;
April 12, 1997	H	(3)	W, 7-6/ L, 1-5
May 1, 1997	A	(4)	L, 6-11/ W, 1-0
May 25, 1997	N	(5)	L, 3-4/ L, 0-1
April 11, 1998	H		W, 9-1/ W, 2-1
April 28, 1998	A		L, 2-3/ W, 7-1
April 3, 1999	H	(1)	W, 4-1/ L, 3-7
May 15, 1999	A	(1)	L, 0-3/ W, 1-0
May 31, 1999	N	(1)	L, 2-3
April 21, 2000	H	(3)	W, 3-1
April 22, 2000	H	(3)	L, 0-1
May 10, 2000	A	(3)	W, 4-1
May 26, 2000	N	(3)	L, 2-3
April 13, 2001	A	(1)	L, 4-5
April 14, 2001	A	(1)	L, 0-4
May 2, 2001	H	(2)	L, 3-4
March 29, 2002	H	(1)	L, 0-2
March 30, 2002	H	(1)	W, 9-6
April 24, 2002	A	(1)	L, 3-5
April 18, 2003	A	(2)	L, 2-5
April 19, 2003	A	(2)	L, 0-10
April 30, 2003	H	(2)	L, 0-11
May 24, 2003	N	(2)	L, 1-2
Feb. 7, 2004	H	(1)	L, 5-3
April 9, 2004	N	(2)	W, 3-1
April 10, 2004	N	(2)	W, 6-5
May 3, 2004	A	(3)	W, 1-0
April 22, 2005	A	(10)	L, 3-4
April 23, 2005	A	(10)	W, 2-1
April 27, 2005	H	(10)	W, 3-2

() indicates opponent's NFCA ranking
 * game was postponed after fourth inning on April 15 in Seattle due to rain/ resumed on May 7 in Tucson, Ariz.

Arkansas (Washington leads 1-0)

Feb. 14, 2003	N	W, 12-3
---------------	---	---------

Army (Washington leads 2-0)

May 18, 2000	H	W, 5-0
Feb. 27, 2004	H	W, 8-0

Auburn (Washington leads 2-0)

Feb. 28, 1998	N	W, 1-0
March 5, 1999	N	W, 5-3

Ball State (Washington leads 1-0)

March 7, 2003	N	W, 6-3
---------------	---	--------

Boston U. (Washington leads 1-0)

Feb. 23, 2002		W, 8-0
---------------	--	--------

Bowling Green (Washington leads 2-0)

March 17, 1995	N	W, 8-1
Feb. 22, 1997	N	W, 5-4

Brigham Young (BYU leads 2-0)

March 2, 2001	N	L, 6-7
March 1, 2002	N	L, 4-6

UC Santa Barbara (Washington leads 3-0)

Feb. 14, 1997	N	W, 8-1
March 3, 2002	N	W, 15-5
Feb. 13, 2005	N	W, 4-2

Cal Poly San Luis Obispo (Washington leads 12-0)

Feb. 25, 1995	N	W, 9-0
Feb. 23, 1997	N	W, 6-4

CSU Fullerton (Washington leads 11-6)

March 6, 1993	N	(5)	W, 11-1
March 25, 1993	A		W, 1-0
Feb. 20, 1994	N	(6)	W, 5-0
March 3, 1994	N	(16)	W, 10-8
March 5, 1994	N	(16)	L, 2-4
March 26, 1994	A	(16)	W, 2-1
May 20, 1994	N	(20)	L, 1-2
May 21, 1994	N	(20)	L, 0-4
March 24, 1996	A	(7)	W, 1-0
March 21, 1997	A	(18)	W, 12-4
Feb. 18, 1998	N		W, 8-0
May 22, 1999	H		W, 1-0
March 22, 2000	A	(11)	W, 9-0
March 17, 2001	A	(9)	L, 1-8
March 20, 2001	A		L, 1-10
March 14, 2003	A	(9)	W, 5-4
March 26, 2004	A		L, 11-2

CSU Northridge (Series tied 5-5)

Feb. 9, 1994	N	(6)	L, 0-1
Feb. 17, 1995	N	(10)	L, 2-3
March 22, 1996	N	(5)	L, 1-2
March 21, 1998	N	(22)	L, 0-3
Feb. 11, 2000	A		W, 9-5
Feb. 12, 2000	A		W, 3-0
March 21, 2001	A	(24)	W, 3-1/L, 3-4
Feb. 2, 2002	N		W, 10-0
March 24, 2004	A		W, 8-5

Canisius (Washington leads 1-0)

March 21, 1998	N		W, 7-5
----------------	---	--	--------

Central Michigan (Series tied 1-1)

May 17, 2002	N		W, 4-1
Feb. 29, 2004	H		L, 1-0

Colgate (Washington leads 1-0)

May 20, 1999	N		W, 8-0
--------------	---	--	--------

Colorado State (Washington leads 3-0)

March 16, 1996	N		W, 9-2
March 17, 1996	N		W, 2-0
Feb. 22, 1998	N	(8)	W, 6-1

Connecticut (Washington leads 2-0)

March 1, 1997	N		W, 6-1
Feb. 27, 1999	N		W, 7-0

Creighton (Washington leads 2-1)

March 14, 1993	N		L, 1-2
May 15, 2003	N		W, 5-1
May 20, 2005	N		W, 2-1

Dayton (Washington leads 1-0)

Feb. 15, 2004	H		W, 10-2
---------------	---	--	---------

DePaul (Washington leads 8-1)

March 24, 1995	N		W, 3-0
March 23, 1996	N		W, 4-0
March 25, 1997	N		W, 4-3/ W, 4-2
Feb. 28, 1999	N	(11)	L, 2-6
March 18, 2000	N		W, 6-0
March 21, 2000	N		W, 2-1
May 25, 2000	N		W, 3-2
March 18, 2005	N		W, 11-6

Florida (Washington leads 5-3)

Feb. 20, 1998	A	(20)	W, 3-0/ W, 8-0
March 18, 1999	N		W, 7-0
March 4, 2000	N		W, 6-1
Feb. 14, 2002	A		L, 4-9/ W, 8-2
Feb. 16, 2002	A		L, 2-3
Feb. 17, 2002	A		L, 5-6

Florida Atlantic (Series tied 1-1)

Feb. 8, 2002	N		W, 2-1
Feb. 10, 2002	N		W, 3-1

Florida International (Series tied 1-1)

Feb. 15, 2003	N		W, 8-0
---------------	---	--	--------

Florida State (Series tied 4-4)

Feb. 16, 1996	N	(16)	W, 13-6
March 1, 1996	N	(13)	W, 3-1
March 1, 1997	N	(16)	W, 8-3
Feb. 14, 1998	N	(21)	L, 0-1
Feb. 8, 2002	N	(15)	W, 6-4
March 16, 2002	N	(22)	L, 2-3
Feb. 28, 2004	H	(10)	L, 7-1
May 29, 2004	H	(4)	L, 2-0

Fresno State (Fresno State leads 8-7)

March 5, 1993	N	(3)	L, 0-7
March 4, 1994	N	(7)	L, 1-4
March 25, 1994	N	(7)	W, 5-1
March 27, 1994	N	(7)	W, 3-2
Feb. 18, 1995	N	(3)	L, 0-2
March 3, 1995	N	(3)	L, 3-6
March 24, 1995	N	(3)	W, 2-1
Feb. 16, 1997	N	(3)	L, 5-15
May 24, 1998	N	(3)	W, 3-1/ L, 1-6
March 5, 2000	N	(8)	W, 1-0
March 16, 2000	N	(7)	W, 7-0
Feb. 22, 2002	N	(13)	L, 0-2
March 14, 2002	N	(10)	W, 5-4
March 19, 2005	N	(21)	L, 3-8

Georgia (Washington leads 2-0)

Feb. 11, 2001	N		W, 7-4
May 23, 2004	H	(10)	W, 3-1

Georgia State (Washington leads 3-0)

March 26, 1994	N		W, 8-2
March 21, 1996	N		W, 7-1
March 20, 1997	N		W, 5-0

Georgia Tech (Washington leads 1-0)

May 22, 2004	H		W, 2-0
--------------	---	--	--------

Hawaii (Washington leads 5-2)

Feb. 26, 1995	N	(9)	L, 0-7
Feb. 20, 1998	N		W, 3-0
May 23, 1999	H		W, 3-0
March 15, 2001	N		W, 4-0

Feb. 8, 2003	A		W, 3-2
March 13, 2003	N		W, 5-2

Feb. 6, 2005	A		L, 6-7
--------------	---	--	--------

Hofstra (Washington leads 3-0)

Feb. 18, 2001	N		W, 8-4
Feb. 15, 2002	N		W, 6-0
March 6, 2003	N		W, 9-1

Illinois (Washington leads 2-0)

March 21, 2003	N		W, 9-1
Feb. 12, 2005	N	(22)	W, 17-7

Illinois-Chicago (Washington leads 6-0)

Feb. 7, 1997	N		W, 7-0/ W, 8-4
Feb. 6, 1999	N	(24)	W, 9-0/ W, 8-1
March 4, 2000	N	(17)	W, 6-0
March 5, 2005	N		W, 8-5

Illinois State (Series tied 1-1)

Feb. 15, 1997	N		W, 8-0
March 7, 1999	N		L, 2-3

Indiana (Series tied 1-1)

March 14, 1993	N		L, 0-3
March 3, 1996	N		W, 10-0

Iowa (Washington leads 7-1)

Feb. 27, 1993	N		L, 1-6
Feb. 25, 1994	N	(8)	W, 7-0
May 23, 1997	N	(3)	W, 5-1
March 16, 2000	N	(14)	W, 5-1
May 17, 2003	N	(21)	W, 11-0
May 18, 2003	N	(21)	W, 11-0
March 12, 2004	H		W, 8-2
May 22, 2005	N	(22)	W, 2-0

IPFW (Washington leads 1-0)

Feb. 4, 2005	N		W, 11-0
--------------	---	--	---------

Jacksonville (Washington leads 1-0)

Feb. 3, 2005	N		W, 12-0
--------------	---	--	---------

Jacksonville State (Washington leads 1-0)

May 17, 1996	H		W, 2-0
--------------	---	--	--------

Kansas (Washington leads 4-0)

March 26, 1993	N	(13)	W, 4-2
March 22, 1995	N	(16)	W, 4-3
Feb. 25, 2001	N		W, 8-0
Feb. 26, 2005	N		W, 4-0

Liberty (Washington leads 1-0)

March 19, 1999	N		W, 4-1
----------------	---	--	--------

Long Beach State (Washington leads 7-1)

Feb. 19, 1995	N	(19)	W, 12-1
March 1, 1996	N		W, 4-0
March 25, 2000	A	(19)	W, 4-0/ L, 0-1
Feb. 1, 2002	N		W, 8-0
Feb. 7, 2004	H		W, 3-0
Feb. 20, 2004	A		W, 7-0
March 6, 2005	N	(25)	W, 5-1

Louisiana-Lafayette (Washington leads 7-4)

March 27, 1994	N	(t3)	W, 3-2
May 20, 1995	A	(6)	L, 6-7
May 21, 1995	A	(6)	L, 1-3
March 21, 1996	N	(9)	L, 1-4
March 20, 1997	N		W, 5-4
March 19, 1998	N	(24)	W, 3-1
March 20, 1999	N	(12)	L, 4-5
Feb. 17, 2000	A		W, 9-1/ W, 13-2
March 17, 2000	N	(16)	W, 4-0
March 15, 2002	N	(18)	W, 3-2

Louisiana-Monroe (Washington leads 1-0)

Feb. 2, 2002	N		W, 5-2
--------------	---	--	--------

Louisiana State (Washington leads 5-3)

May 16, 1998	H	(12)	W, 9-0/ W, 6-0
Feb. 26, 1999	N	(9)	W, 4-2
Feb. 18, 2000	N	(7)	L, 2-4
Feb. 20, 2000	N	(7)	W, 4-1
March 5, 2000	N	(5)	W, 3-0
Feb. 9, 2001	N	(8)	L, 2-14
Feb. 28, 2004	H	(12)	L, 4-2

Louisiana Tech (Washington leads 2-0)

May 19, 1995	N		W, 1-0
Feb. 28, 1997	N		W, 2-1

Louisville (Washington leads 2-0)

Feb. 9, 2002	N		W, 7-0
Feb. 8, 2003	N		W, 7-4

Loyola Marymount (Washington leads 2-0)

Feb. 18, 1995	N		W, 6-2
March 26, 1997	A		W, 5-2

Maine (Washington leads 1-0)

May 21, 1994	N		W, 10-0
--------------	---	--	---------

Marshall (Washington leads 2-0)

March 24, 1998	N		W, 3-0/ W, 9-1
----------------	---	--	----------------

Maryland (Washington leads 1-0)

||
||
||

All-Time Series

Northern Illinois (Washington leads 2-0)

March 15, 1996	N	W, 8-4
March 16, 1996	N	W, 12-4

Northwestern (Washington leads 7-3)

March 4, 1993	N	W, 4-1
March 1, 1997	N	W, 6-5
March 7, 1999	N	W, 6-5
March 22, 2000	N	L, 1-4
March 20, 2001	N	W, 8-2
Feb. 16, 2003	N	W, 2-1
March 1, 2003	N	W, 9-0
March 7, 2003	N	L, 5-6
March 26, 2004	H (25)	W, 7-6
Feb. 25, 2005	N	L, 2-3

Northwestern State (Washington leads 3-0)

Feb. 8, 1997	N	W, 8-2/ W, 11-1
May 15, 1998	H	W, 2-0

Notre Dame (Series tied 1-1)

March 2, 1996	N	W, 7-1
Feb. 17, 2001	N (18)	L, 2-3

Oakland (Washington leads 1-0)

May 16, 2002	N	W, 8-0
--------------	---	--------

Ohio State (Washington leads 9-2)

March 27, 1993	N	W, 4-0
Feb. 27, 1994	N	W, 6-4
March 5, 1994	N	L, 1-2
Feb. 16, 1996	N	W, 17-4
Feb. 23, 1996	N	W, 6-3
Feb. 25, 1996	N	W, 3-2
March 22, 1999	N	W, 4-1
May 18, 2002	N (20)	L, 1-2
March 1, 2003	N (20)	W, 2-1
Feb. 26, 2004	N	W, 9-2
Feb. 27, 2005	N	W, 1-0

Oklahoma (Oklahoma leads 6-5)

March 3, 1995	N (18)	W, 3-2
March 2, 1997	N (17)	L, 0-1
March 21, 1997	N (14)	L, 2-11
March 1, 1998	N (6)	W, 3-0
March 18, 1999	N (5)	W, 4-0
May 19, 2001	N (5)	L, 2-3
May 20, 2001	N (5)	L, 2-10
May 22, 2003	N (5)	W, 3-1
March 20, 2004	H (7)	W, 1-0
May 27, 2004	H (21)	L, 6-2
March 5, 2005	N (11)	L, 1-8

Oklahoma City (Oklahoma City leads 0-1)

March 13, 1993	N	L, 2-3
----------------	---	--------

Oklahoma State (Washington leads 10-2)

Feb. 26, 1994	N (3)	W, 2-1
March 24, 1994	N (3)	L, 0-5
March 25, 1995	N (15)	W, 4-2
March 23, 1996	N	W, 7-3
May 18, 1996	H (17)	W, 9-3
May 19, 1996	H (17)	W, 9-1
May 17, 1997	N (17)	W, 5-2
May 18, 1997	N (17)	W, 10-9
March 1, 1998	N (9)	L, 0-1
Feb. 25, 2000	N (25)	W, 12-1
Feb. 7, 2003	N	W, 5-4
Feb. 9, 2003	N	W, 3-2

Pacific (Washington leads 9-0)

March 19, 1994	A	W, 8-3/ W, 4-0
March 15, 1996	N (21)	W, 13-3
Feb. 21, 1997	N	W, 5-2
March 6, 1999	N	W, 3-0
March 26, 2002	A (19)	W, 9-5, W, 9-7
March 1, 2003	N	W, 9-1
March 18, 2004	H (13)	W, 2-1

Pacific Lutheran (Washington leads 7-0)

April 19, 1995	H	W, 10-0/ W, 8-0
April 14, 1996	H	W, 1-0/ W, 16-0
April 8, 1997	H	W, 10-1/ W, 11-0
April 15, 1998	H	W, 10-0

Penn State (Series tied 1-1)

Feb. 22, 2002	N	L, 3-4
March 18, 2005	N	W, 6-4

Portland State (Washington leads 28-0)

April 4, 1993	H	W, 4-2/ W, 5-4
May 1, 1994	H	W, 8-0/ W, 7-0
April 1, 1998	H	W, 6-0/ W, 6-0
May 1, 1998	A	W, 8-0/ W, 5-3
March 5, 1999	N	W, 9-0
April 16, 1999	A	W, 7-0/ W, 6-1
April 27, 1999	H	W, 10-0/ W, 8-0
April 10, 2000	A	W, 6-0/ W, 8-3
May 2, 2000	H	W, 7-0/ W, 10-2
April 11, 2001	H	W, 9-0/ W, 8-0
April 26, 2001	A	W, 6-0/ W, 12-0
April 2, 2002	H	W, 6-2/ W, 9-1
Feb. 28, 2003	N	W, 3-0
April 21, 2004	N	W, 5-1/ W, 10-1
March 12, 2005	A	W, 14-4/ W, 9-0

Princeton (Washington leads 2-0)

May 23, 1996	N (24)	W, 7-1
March 19, 2004	H	W, 4-0

Puget Sound (Washington leads 4-0)

May 3, 1994	H	W, 6-0/ W, 9-1
May 3, 1995	H	W, 8-0/ W, 4-0

Purdue (Washington leads 2-0)

Feb. 17, 1996	N	W, 9-4
March 3, 2003	N	W, 11-0

Sacramento State (Washington leads 1-0)

March 21, 2003	A	W, 4-3
----------------	---	--------

Saint Mary's (Washington leads 6-0)

March 20, 1993	A	W, 10-0/ W, 7-0
March 20, 1994	A	W, 16-0/ W, 2-1
March 17, 1995	N	W, 17-0
March 15, 1996	N	W, 19-0

Sam Houston State (Washington leads 2-0)

Feb. 26, 1993	N	W, 3-1
Feb. 24, 1994	N	W, 8-0

San Diego State (Washington leads 12-0)

Feb. 27, 1993	N	W, 1-0
Feb. 18, 1995	A	W, 6-2
Feb. 25, 1995	N	W, 6-0
Feb. 16, 1996	N	W, 3-2
March 19, 1998	N	W, 8-0
Feb. 11, 1999	N	W, 10-0
March 23, 2000	A	W, 4-0/ W, 10-2
Feb. 3, 2002	N (23)	W, 6-0
Feb. 6, 2004	H	W, 8-0
Feb. 8, 2004	H	W, 7-6
Feb. 20, 2004	A	W, 7-0

San Jose State (Washington leads 2-0)

March 19, 1995	A	W, 16-3
Feb. 3, 2002	N	W, 9-1

Santa Clara (Washington leads 12-0)

March 21, 1993	A	W, 10-0/ W, 7-0
March 21, 1994	A	W, 7-0/ W, 10-1
March 6, 1999	N	W, 8-0
Feb. 12, 2000	N	W, 5-2
March 24, 2002	A	W, 9-0/ W, 5-2
Feb. 7, 2003	N	W, 3-2
Feb. 9, 2003	N	W, 7-5
Feb. 8, 2004	H	W, 1-0
March 12, 2004	H	W, 11-0

Seton Hall (Washington leads 1-0)

May 17, 2001	N	W, 6-0
--------------	---	--------

Simon Fraser (Washington leads 14-0)

April 1, 1993	H	W, 7-4/ W, 6-1
April 26, 1994	H	W, 11-0/ W, 7-0
April 4, 1995	H	W, 8-0/ W, 9-0
April 30, 1996	H	W, 7-1
April 29, 1997	H	W, 13-0/ W, 9-1
April 21, 1998	H	W, 15-0
April 21, 1999	H	W, 10-0
March 10, 2002	H	W, 13-0
April 5, 2005	H	W, 5-0/ W, 11-0

South Carolina (Washington leads 5-4)

March 3, 1996	N (14)	W, 4-1
Feb. 22, 1997	N (9)	L, 2-9
March 2, 1997	N (6)	L, 0-1
March 22, 1997	N (2)	W, 2-0
Feb. 10, 2001	N (18)	W, 5-1
Feb. 16, 2001	N (18)	L, 3-5
Feb. 24, 2001	N	L, 2-3
Feb. 10, 2002	N (20)	W, 8-1
Feb. 21, 2003	N (16)	W, 2-1

South Florida (Series tied 1-1)

Feb. 18, 2000	N	W, 10-0
Feb. 17, 2000	A	L, 3-4

Southern Mississippi (Washington leads 3-0)

Feb. 4, 2000	N (5)	W, 9-4
Feb. 5, 2000	N (5)	W, 8-6
Feb. 23, 2001	N (23)	W, 5-0

Southern Utah (Washington leads 3-0)

March 2, 1995	N	W, 8-4
Feb. 26, 2000	N	W, 8-1
March 3, 2001	N	W, 8-2

Southwest Missouri State (Washington leads 2-0)

March 14, 1993	N	W, 6-1
May 16, 1997	N	W, 8-0

Southwest Texas State (Washington leads 4-0)

Feb. 21, 1997	N	W, 7-0
March 20, 1998	N	W, 3-2
Feb. 17, 2000	A	W, 9-1/ W, 13-2

Stephen F. Austin (Washington leads 1-0)

March 18, 1995	N	W, 3-2
----------------	---	--------

Syracuse (Washington leads 1-0)

Feb. 13, 2004	H	W, 11-1
---------------	---	---------

Temple (Washington leads 2-0)

Feb. 24, 2003	N	W, 4-3
March 8, 2003	N	W, 8-0

Tennessee (Tennessee leads 2-1)

Feb. 15, 1998	N (25)	L, 1-2
May 21, 1999	H (24)	W, 12-1
Feb. 13, 2005	N (9)	L, 1-2

Tennessee Chattanooga (Washington leads 5-0)

Feb. 21, 2001	A	W, 7-1/ W, 3-0
Feb. 15, 2002	N	W, 6-1
Feb. 16, 2002	N	W, 9-1
May 20, 2004	H	W, 4-1

Tennessee Tech (Washington leads 1-0)

Feb. 17, 1995	N	W, 13-0
---------------	---	---------

Texas (Washington leads 10-1)

March 21, 1997	N	W, 8-0
Feb. 13, 1998	N	W, 3-2
Feb. 19, 2000	A (19)	W, 5-0/ W, 6-0
March 17, 2000	N	W, 6-0
March 10, 2001	H	W, 11-0
March 11, 2001	H	W, 10-5
March 15, 2001	N	L, 0-12
March 13, 2003	N (4)	W, 7-1
Feb. 13, 2004	H (10)	W, 14-4
Feb. 27, 2004	H (15)	W, 6-2

Texas Tech (Washington leads 3-0)

Feb. 10, 2001	N	W, 4-1
March 15, 2002	N	W, 10-3
Feb. 14, 2004	H	W, 6-0

Texas A&M (Washington leads 4-0)

March 13, 1993	A	W, 7-2
March 25, 1995	N (20)	W, 8-6
Feb. 14, 2004	H (18)	W, 4-2
March 18, 2004	H	W, 5-0
Feb. 25, 2005	N (16)	L, 0-10

Tulsa (Washington leads 3-0)

March 13, 1993	N	W, 8-0
Feb. 24, 1995	N	W, 17-0
Feb. 27, 2000	N	W, 8-0

UCF (UCF leads 1-0)

Feb. 12	N	L, 0-1
---------	---	--------

UNLV (Washington leads 4-3)

March 24, 1994	N (19)	L, 3-4
Feb. 18, 1996	N (5)	W, 4-0
March 26, 1997	N	W, 4-3
Feb. 21, 1998	A	W, 4-2
March 19, 1999	N	L, 3-5
March 1, 2002	N	W, 4-0
March 6, 2005	A	L, 5-7

Utah (Washington leads 11-1)

March 27, 1993	N	L, 1-4
March 22, 1994	N (25)	W, 2-1/ W, 2-0
Feb. 14, 1997	N	W, 2-1
Feb. 20, 1998	N (18)	W, 8-0
Feb. 26, 2000	A	W, 14-1
March 3, 2000	N	W, 8-0
May 21, 2000	H	W, 9-0
March 2, 2001	A	W, 8-0
March 2, 2002	A	W, 4-1
March 14, 2002	N	W, 4-0
March 22, 2003	N	W, 10-5

Utah State (Washington leads 5-0)

Feb. 17, 1996	N	W, 12-1
Feb. 21, 1997	N	W, 14-3
March 17, 2001	N	W, 1-0
March 2, 2002	N	W, 1-0
March 23, 2003	N	W, 6-0

Utah Valley State (Washington leads 1-0)

May 5, 2005	A	W, 6-0
-------------	---	--------

Virginia Tech (Washington leads 1-0)

Feb. 21, 1999	N	W, 5-0
---------------	---	--------

Western Illinois (Washington leads 2-0)

March 25, 1993	N	W, 6-3
May 19, 2000	H	W, 6-0

Western Washington (Washington leads 9-0)

April 9, 1995	H	W, 4-0/ W, 7-0
April 25, 1997	H	W, 5-1
April 7, 1998	H	W, 3-1/ W, 1-0
April 20, 1999	H	W, 3-0/ W, 4-2
April 22, 2003	H	W, 6-0/ W, 6-0

Willamette (Washington leads 6-0)

April 19, 1993	H	W, 2-0/ W, 8-2
April 10, 1994	H	W, 6-0/ W, 4-0
Feb. 19, 2005	H	W, 8-0/ W, 18-0

Wichita State (Washington leads 1-0)

March 3, 1995	N	W, 2-1
---------------	---	--------

Wisconsin (Washington leads 2-0)

Feb. 23, 2002	N	W, 2-0
March 13, 2004	H	W, 11-0



NCAA HISTORY

Postseason Results

1994 NO. 6 REGIONAL, NORTHRIDGE, CALIF.-3RD

May 20	Cal State Fullerton 2, WASHINGTON 1
May 21	WASHINGTON 10, Maine 0 (6)
May 21	Cal State Fullerton 4, WASHINGTON 0

1995 NO. 5 REGIONAL, LAFAYETTE, LA.-2ND

May 19	WASHINGTON 1, Louisiana Tech 0
May 20	SW Louisiana 7, WASHINGTON 6
May 20	WASHINGTON 7, Nicholls St. 2
May 21	SW Louisiana 3, WASHINGTON 1

1996 NO. 8 REGIONAL, SEATTLE, WASH.-1ST

May 17	WASHINGTON 2, Jacksonville St.0
May 18	WASHINGTON 9, Oklahoma St. 3
May 19	WASHINGTON 9, Oklahoma St. 1 (5)

1996 COLLEGE WORLD SERIES, COLUMBUS, GA.-2ND

May 23	WASHINGTON 7, Princeton 1
May 24	WASHINGTON 9, California 7
May 26	WASHINGTON 8, UCLA 2
May 27	Arizona 6, WASHINGTON 4 (Championship)

1997 NO. 7 REGIONAL, NORMAN, OKLA.-1ST

May 16	WASHINGTON 8, SW Missouri St. 0 (5)
May 17	WASHINGTON 5, Oklahoma St. 2
May 18	WASHINGTON 10, Oklahoma St. 9

1997 COLLEGE WORLD SERIES, OKLAHOMA CITY, OKLA.-T3RD

May 22	WASHINGTON 6, South Carolina 0
May 23	WASHINGTON 5, Iowa 1
May 25	UCLA 4, WASHINGTON 3
May 25	UCLA 1, WASHINGTON 0

1998 NO. 4 REGIONAL, SEATTLE, WASH.-1ST

May 15	WASHINGTON 2, Northwestern St. 0
May 16	WASHINGTON 9, Louisiana State 0 (5)
May 16	WASHINGTON 6, Louisiana State 0

1998 COLLEGE WORLD SERIES, OKLAHOMA CITY, OKLA.-3RD

May 21	WASHINGTON 1, Massachusetts 0
May 22	Arizona 8, WASHINGTON 0 (5)
May 23	WASHINGTON 3, Nebraska 1
May 24	WASHINGTON 3, Fresno State 1
May 24	Fresno State 6, WASHINGTON 1

1999 NO. 3 REGIONAL, SEATTLE, WASH.-1ST

May 20	WASHINGTON 8, Colgate 0 (6)
May 21	WASHINGTON 12, Tennessee 1 (5)
May 22	WASHINGTON 1, Cal State Fullerton 0 (9)
May 23	WASHINGTON 3, Hawai'i 0

1999 COLLEGE WORLD SERIES, OKLAHOMA CITY, OKLA.-2ND

May 27	WASHINGTON 4, Arizona State 1
May 28	WASHINGTON 3, Arizona 0
May 30	WASHINGTON 3, California 0
May 31	UCLA 3, WASHINGTON 2 (Championship)

2000 NO. 1 REGIONAL, SEATTLE, WASH.-1ST

May 18	WASHINGTON 5, Army 0
May 19	WASHINGTON 6, Western Illinois 0
May 20	WASHINGTON 4, Mississippi St. 1
May 1	WASHINGTON 9, Utah 0 (5)

2000 COLLEGE WORLD SERIES, OKLAHOMA CITY, OKLA.-T-5TH

May 25	WASHINGTON 3, DePaul 2
May 27	UCLA 3, WASHINGTON 2
May 30	Arizona 4, WASHINGTON 2

2001 NO. 5 REGIONAL, NORMAN, OKLA.-2ND

May 17	WASHINGTON 6, Seton Hall 0
May 18	WASHINGTON 8, UMASS 0 (5)
May 19	Oklahoma 3, WASHINGTON 2
May 20	WASHINGTON 7, UMass 1
May 20	Oklahoma 10, WASHINGTON 2

2002 NO. 6 REGIONAL, ANN ARBOR, MICH.- T-5TH

May 16	WASHINGTON 8, Oakland 0
May 17	WASHINGTON 4, Central Michigan 1
May 18	Michigan 6, WASHINGTON 5
May 18	Ohio State 2, WASHINGTON 1

2003 NO. 5 REGIONAL, LINCOLN, NEB. - 1ST

May 15	WASHINGTON 5, Creighton 1
May 16	WASHINGTON 8, Mississippi State 0
May 17	WASHINGTON 11, Iowa 0
May 18	Iowa 0, WASHINGTON 11

2003 COLLEGE WORLD SERIES, OKLAHOMA CITY, OKLA. - T-5TH

May 22	WASHINGTON 3, Oklahoma 1
May 23	Arizona 2, WASHINGTON 1
May 24	WASHINGTON 1, UCLA 2

2004 NO. 8 REGIONAL, ATHENS, GA. - 1ST

May 20	Chattanooga 1, WASHINGTON 4
May 21	WASHINGTON 12, Michigan State 8
May 22	Georgia Tech 0, WASHINGTON 2
May 23	Georgia 1, WASHINGTON 3

2004 COLLEGE WORLD SERIES, OKLAHOMA CITY, OKLA. - T-7TH

May 27	WASHINGTON 2, Oklahoma 6
May 28	Florida State 2, WASHINGTON 0

2005 NO. 8 REGIONAL, LINCOLN, NEB. - 1ST

May 20	Creighton 1, WASHINGTON 2 (11)
May 21	WASHINGTON 7, Nebraska 6
May 22	WASHINGTON 2, Iowa 0

2005 ANN ARBOR REGIONAL- 2ND

May 27	WASHINGTON 1, Michigan 4
May 28	Michigan 2, WASHINGTON 3
May 28	Michigan 11, WASHINGTON 2

POSTSEASON ALL-TIME SERIES

Arizona (1-4):	_____ L, 4-6 (1996)/ L, 8-0 (1998); _____ W, 3-0 (1999)/ L, 2-4 (2000)/ L, 1-2 (2003)
Arizona State (1-0):	_____ W, 4-1 (1999)
Army (1-0):	_____ W, 5-0 (2000)
California (2-0):	_____ W, 9-7 (1996)/ W, 3-0 (1999)
Central Michigan (1-0):	_____ W, 4-1 (2002)
Chattanooga (1-0):	_____ W, 4-1 (2004)
Colgate (1-0):	_____ W, 8-0 (1999)
CSU Fullerton (1-2):	_____ L, 1-2; L, 0-4 (1994)/ W, 1-0 (1999)
Creighton (2-0):	_____ W, 5-1 (2003)/ W, 2-1 (2005)
DePaul (1-0):	_____ W, 3-2 (2000)
Florida State (0-1):	_____ L, 0-2 (2004)
Fresno State (1-1):	_____ W, 3-1, L, 1-6 (1998)
Georgia (1-0):	_____ W, 3-1 (2004)
Georgia Tech (1-0):	_____ W, 2-0 (2004)
Hawaii (1-0):	_____ W, 3-0 (1999)
Iowa (4-0):	_____ W, 5-1 (1997)/ W, 11-0; W, 11-0 (2003)/ W, 2-1 (2005)
Jacksonville State (1-0):	_____ W, 2-0 (1996)
Louisiana State (2-0):	_____ W, 9-0, W, 6-0 (1998)
Louisiana Tech (1-0):	_____ W, 1-0 (1994)
Maine (1-0):	_____ W, 10-0 (1994)
Massachusetts (3-0):	_____ W, 1-0 (1998)/ W, 8-0, W, 7-1 (2001)
Michigan (1-3):	_____ L, 5-6 (2002)/ L, 1-4, W, 3-2, L, 2-11 (2005)
Michigan State (1-0):	_____ W, 12-8 (2004)
Mississippi State (2-0):	_____ W, 4-1 (2000)/ W, 8-0 (2003)
Nebraska (2-0):	_____ W, 3-1 (1998)/ W, 7-6 (2005)
Nicholls State (1-0):	_____ W, 7-2 (1995)
Northwestern State (1-0):	_____ W, 2-0 (1998)
Oakland (1-0):	_____ W, 8-0 (2002)
Ohio State (0-1):	_____ L, 1-2 (2002)
Oklahoma (1-3):	_____ L, 2-3; L, 10-2 (2001)/ W, 3-1 (2003)/ L, 2-6 (2004)
Oklahoma State (4-0):	_____ W, 9-3, W, 9-1 (1996)/ W, 5-2/ W, 10-9 (1997)
Princeton (1-0):	_____ W, 7-1 (1996)
Seton Hall (1-0):	_____ W, 6-0 (2001)
South Carolina (1-0):	_____ W, 6-0 (1997)
Southwest Missouri State (1-0):	_____ W, 8-0 (1997)
SW Louisiana (0-2):	_____ L, 6-7, L, 1-3 (1995)
Tennessee (1-0):	_____ W, 12-1 (1999)
UCLA (1-5):	_____ W, 8-2 (1996); L, 3-4, L, 0-1 (1997); _____ L, 2-3 (1999); L, 2-3 (2000); L, 1-2 (2003)
Utah (2-0):	_____ W, 9-0 (2000)
Western Illinois (1-0):	_____ W, 6-0 (2000)

NCAA Records/Box Scores

INDIVIDUAL HITTING RECORDS — SINGLE GAME

Hits	5, Dominique Lastrapes vs. Michigan State, 5/21/04
Runs	4, Rosie Leutzinger vs. Tennessee, 5/21/99
RBI's	7, Jennifer Cline vs. Maine, 5/21/94
Doubles	2, four times (most recent: Kathy Fiske vs. Iowa, 5/17/03)
Triples	1, by five
Home Runs	2, six times (most recent: Hyatt and Minor vs. Nebraska, 5/21/05)
Stolen Bases	3, two times (most recent: Rosie Leutzinger vs. W. Ill. 5/19/00)
Walks	3, three times (most recent: Amanda Oleson vs. Creighton, 5/15/03)

INDIVIDUAL HITTING RECORDS — CAREER

Batting Average (min. 2 AB/GP)	.547, Dominique Lastrapes, 2004-05 (23-for-42)
At Bats	98, Rosie Leutzinger, 1997-00
Runs	22, Jaime Clark, 2000-03
Hits	35, Kelly Hauxhurst, 1998-01
RBI's	24, Jaime Clark, 2000-03
Doubles	8, Rosie Leutzinger, 1997-00
Triples	2, Leanne Rosser, 1994-97
Home Runs	9, Jaime Clark, 2000-03
Stolen Bases	8, Shelley Brown, 1994-97; Rosie Leutzinger, 1997-00
Stolen Bases Att.	9, Shelley Brown, 1994-97
Walks	23, Kristen Rivera, 2002-04
Most Strikeouts	18, Kathy Fiske, 2002-05
Least Strikeouts/AB (min. 2 AB/GP)	.058, Sara Pickering (2 SO/69 AB), 1994-97
Sacrifice Hits	6, Kim DePaul, 1998-01
Sacrifice Flies	1 by seven
Slugging Pct. (min. 2 AB/GP)	1.056, Jenny Topping (19 TB/18 AB), 2000
On-Base Pct. (min. 2 AB/GP)	.654, Jenny Topping, 2000

TEAM HITTING RECORDS — SINGLE GAME

Hits	17 vs. Michigan State, 5/21/04
Runs	12 vs. Tennessee, 5/21/99; vs. Michigan State, 5/21/04
RBI's	12 vs. Michigan State, 5/21/04
Doubles	6 vs. Army, 5/18/02
Triples	1, three times
Home Runs	4 vs. Nebraska, 5/21/05
Stolen Bases	6 vs. Maine, 5/21/94
Walks	10 vs. Iowa, 5/18/03

INDIVIDUAL PITCHING RECORDS — SINGLE GAME

Strikeouts	18, Ashley Boek vs. Creighton, 5/20/2005
Innings Pitched	11.0, Ashley Boek vs. Creighton, 5/20/2005

INDIVIDUAL PITCHING RECORDS — CAREER

ERA (min. 2.1 IP/App.)	0.00, Nancy Wagner (9.67 IP/2 App.), 1993-94
Appearances	19, Jamie Graves, 1997-00/Ashley Boek, 2002-05
Games Started	14, Ashley Boek, 2002-05
Wins	14, Jennifer Spediacci, 1997-00
Winning Pct. (min. 2 dec.)	.875, Jennifer Spediacci (14-2), 1997-00
Saves	1, Jamie Graves, Jennifer Spediacci, 1997-00/Ashley Boek, 2002-05
Complete Games	10, Ashley Boek, 2002-05
Shutouts	6, Jennifer Spediacci, 1997-00
No hitters	2, Jennifer Spediacci (vs. LSU, 1998; vs. Western Ill., 2000)
Innings Pitched	105, Jennifer Spediacci, 1997-00
Fewest Hits/7 (min. 2.1 IP/App.)	3.47, Jennifer Spediacci (52 H/105 IP), 1997-00
Fewest Runs/7 (min. 2.1 IP/App.)	1.47, Jennifer Spediacci (22 R/105 IP), 1997-00
Fewest Walks/7 (min. 2.1 IP/App.)	0.59, Stephanie Burns (3 BB/35.1 IP), 1994-96
Strikeouts	113, Jennifer Spediacci, 1997-00
Strikeouts/7	8.21, Ashley Boek (108 K, 92 IP), 2002-05
Slug. Pct. (min. 2.1 IP/App.)	.278, Nancy Wagner (10 TB/36 AB), 1993-94
Avg. (min. 2.1 IP/App.)	.144, Jennifer Spediacci (52 H/361 AB), 1997-00

1994 NO. 6 REGIONAL NORTHBRIDGE, CALIF.—MATADOR DIAMOND

May 20 — CSU Fullerton 2, UW 1

CSU Fullerton					Washington				
	ab	r	h	bi		ab	r	h	bi
Bagalayos, 2b	4	0	0	0	Marzetta, cf	3	0	1	0
Vines, cf	3	1	0	0	Brown, lf	3	0	1	1
Fischer, ss	2	0	1	1	Cline, c	4	0	1	0
Dolan, c	3	0	0	0	Church, 1b	2	0	2	0
Noggle, dp	3	0	0	0	Pickering, 2b	4	0	0	0
Garces, 1b	3	1	1	0	Williams, rf	4	0	0	0
LoForti, 3b	2	0	0	0	Shaull, dp	1	0	0	0
Robertson, rf	3	0	2	1	Rosser, 3b	3	1	1	0
Wagy, lf	3	0	0	0	Storseth, ss	2	0	0	0
Mortensen, p	0	0	0	0	Burns, p	0	0	0	0
Totals	26	2	4	2		26	1	6	1

CSU Fullerton 011 000 0 — 2 4 0

Washington 010 000 0 — 1 6 4

E - Brown, Cline, Church, Storseth. LOB - CSUF 5, UW 11. 2B - Fischer, Rosser.
SB - Vines, Marzetta. SH - Brown. SF - Fischer.

CSU Fullerton					IP	H	R	ER	BB	SO
Mortensen (W: 20-15)					7.0	6	1	1	6	3
Washington					IP	H	R	ER	BB	SO
Burns (L: 25-11)					7.0	4	2	1	1	3

May 21 — UW 10, Maine 0

Washington					Maine				
	ab	r	h	bi		ab	r	h	bi
Marzetta, cf	4	3	3	0	LeFevre, 1b	2	0	0	0
Brown, lf	2	2	1	0	Smith, S., ph	1	0	0	0
Rahal, lf	0	0	0	0	Harrington, C., dp/p	3	0	1	0
Cline, c	2	2	2	7	Smith, D., p/dp	2	0	0	0
Church, 1b	4	0	0	0	Harrington, K., ph	1	0	0	0
Pickering, 2b	3	0	0	0	Swain, rf	2	0	0	0
Rosser, 3b	2	1	1	0	Gorman, ss	2	0	0	0
Williams, rf	3	1	1	0	Steele, 3b	2	0	1	0
Storseth, ss	1	1	0	0	Persson, pr	0	0	0	0
McKay, ph	1	0	1	0	Dow, c	2	0	1	0
Wikstrom, dp	2	0	0	0	Lyons, pr	0	0	0	0
Tarr, ph	1	0	0	0	Gamache, A., 2b	2	0	0	0
Wagner, p	0	0	0	0	Bourget, cf	2	0	0	0
Mick, p	0	0	0	0	Gamache, K., lf	0	0	0	0
Totals	25	10	9	7		21	0	3	0

Washington 300 304 — 10 9 0

Maine 000 000 — 0 3 1

E - LeFevre. DP - Maine (4,43). LOB - UW 4, Maine 3. HR - Cline 2 (10 & 11).
SB - Marzetta 3, Brown 2, Pickering. SH - Storseth.

Washington					IP	H	R	ER	BB	SO
Wagner (W: 19-9)					5.0	3	0	0	0	9
Mick					1.0	0	0	0	0	0
Maine					IP	H	R	ER	BB	SO
Smith (L: 19-8)					5.0	6	6	6	4	2
Harrington, C.					1.0	3	4	4	1	0

WP - Smith. HBP - Pickering (by Smith).

May 21 — CSU Fullerton 4, UW 0

Washington					CSU Fullerton				
	ab	r	h	bi		ab	r	h	bi
Marzetta, cf	3	0	1	0	Bagalayos, 2b	3	0	2	0
Brown, lf	3	0	1	0	Vines, cf	3	1	0	0
Cline, c	3	0	1	0	Fischer, ss	3	1	1	0
Church, 1b	3	0	0	0	Dolan, 2b	3	0	1	0
Pickering, 2b	3	0	1	0	Wong, pr	0	0	0	0
Rosser, 3b	3	0	0	0	Garces, 1b	3	0	1	1
Storseth, ss	3	0	0	0	Robertson, rf	3	0	1	0
Williams, rf	3	0	1	0	Guerrero, dp	3	0	0	0
Wikstrom, dp	1	0	0	0	LoForti, 3b	3	1	1	0
Shaull, 1b	2	0	1	0	Wagy, lf	3	1	0	0
Burns, p	0	0	0	0	Johnson, p	0	0	0	0
Wagner, p	0	0	0	0					
Totals	27	0	6	0		27	4	7	1

Washington 000 000 0 — 0 6 4

CSU Fullerton 220 000 x — 4 7 0

E - Church, Brown, Pickering, Williams. LOB - UW 7, CSUF 5. 2B - Williams,
Garces, Robertson, Bagalayos, Dolan. SB - Pickering.

Washington					IP	H	R	ER	BB	SO
Burns (L: 25-12)					1.1	3	4	0	0	1
Wagner					4.2	4	0	0	0	2
CSU Fullerton					IP	H	R	ER	BB	SO
Johnson (W: 14-11)					7.0	6	0	0	1	8
PB - Cline 2										

NCAA Tournament Box Scores



Shelley Brown (1994-97) holds the UW record for most career steals in NCAA tournament games with eight on nine attempts.



The 1996 team was the first since 1983 to compete in the championship game in its first College World Series appearance.

1995 NO. 5 REGIONAL LAFAYETTE, LA.—LADY CAJUN PARK

May 19 — UW 1, Louisiana Tech 0

Louisiana Tech					Washington				
ab	r	h	bi		ab	r	h	bi	
Hanks, cf	3	0	1	0	Storseth, ss	2	1	0	0
Tucker, dh	3	0	0	0	Brown, cf	2	0	0	0
Olow, 3b	3	0	0	0	Pickering, 2b	3	0	1	0
Wilson, W., c	3	0	0	0	Church, 1b	2	0	0	0
Darnell, rf	3	0	1	0	Cline, c	3	0	0	0
Wilson, C., ss	3	0	0	0	Gustine, dh	2	0	0	0
Drumgoole, 1b	2	0	0	0	Williams, lf	2	0	0	0
Carnahan, p	2	0	1	0	Tarr, 3b	2	0	0	0
Beleele, pr	0	0	0	0	Francis, rf	2	0	0	0
Martin, lf	2	0	0	0	Burns, p	0	0	0	0
Sachs, 2b	0	0	0	0					
Totals	24	0	3	0	Totals	20	1	1	0

Louisiana Tech 000 000 0 — 0 3 2
 Washington 100 000 0 — 1 1 1
 E - Carnahan, Wilson, C., Tarr. LOB - LaTech 3, UW 4. SB - Darnell. SH - Brown.

Louisiana Tech					IP	H	R	ER	BB	SO
Carnahan (L: 14-6)					6.0	1	1	0	2	7
Washington					IP	H	R	ER	BB	SO
Burns (W: 20-12)					7.0	3	0	0	0	2

May 20 — Southwestern La. 7, UW 6

Southwestern La.					Washington				
ab	r	h	bi		ab	r	h	bi	
Avant, cf	4	0	0	0	Storseth, ss	4	0	1	0
Jimenez, lf	3	2	2	0	Brown, cf	3	1	1	0
Britton, 3b	4	1	1	0	Pickering, 2b	4	1	1	0
Morton, dh	3	3	3	3	Church, 1b	2	0	0	1
DeFeo, 1b	4	0	2	2	Cline, c	3	2	3	2
Whittall, c	4	0	0	0	Scappini, pr	0	1	0	0
Osterberg, ss	3	1	1	1	Gustine, dh	2	0	0	0
Podhorez, rf	3	0	1	0	Williams, lf	3	1	1	2
Alfaro, 2b	3	0	0	0	Tarr, 3b	3	0	0	0
Longeway, p	0	0	0	0	Rosser, rf	3	0	0	0
					Gaw, p	0	0	0	0
					Burns, p	0	0	0	0
Totals	31	7	10	6	Totals	27	6	7	5

Southwestern La. 200 220 1 — 7 10 1
 Washington 013 002 0 — 6 7 1
 E - Osterberg, Gaw. LOB - USL 5, UW 3. 2B - Jimenez, Morton 2, Osterberg, Brown, Pickering. HR - Morton, Cline, Williams. SB - Storseth. CS - Podhorez. SH - Church, Gustine.

Southwestern La.					IP	H	R	ER	BB	SO
Longeway (W: 25-4)					7.0	7	6	5	0	4
Washington					IP	H	R	ER	BB	SO
Gaw					3.2	5	4	3	1	2
Burns (L: 20-13)					3.1	5	3	3	1	1

May 20 — UW 7, Nicholls State 2

Washington					Nicholls State				
ab	r	h	bi		ab	r	h	bi	
Storseth, ss	3	0	1	0	Taylor, cf	3	0	1	0
Brown, cf	3	0	0	0	Karisch, 3b	4	0	0	0
Pickering, 2b	3	0	0	0	Perry, rf	3	0	1	0
Church, 1b	4	1	0	0	Dooley, c	3	0	1	0
Cline, c	3	2	2	2	Ballay, c	0	0	0	0
Scappini, pr	0	1	0	0	Norris, 1b	3	0	1	0
Gustine, dh	2	1	1	0	Murray, dh	1	0	0	0
McKay, ph	1	0	0	0	Espadron, pr	0	1	0	0
Williams, lf	3	2	1	3	Bankston, 2b	2	0	0	0
Rahal, ph	1	0	1	0	Yanire, ph	1	1	1	0
Tarr, 3b	4	0	2	1	Brander, ss	2	0	1	1
Francis, rf	3	0	0	0	Efferson, lf	1	0	1	1
Mick, rf	0	0	0	0	Landry, p	0	0	0	0
Gaw, p	0	0	0	0					
Totals	30	7	8	6	Totals	23	2	7	2

Washington 000 402 1 — 7 8 0
 Nicholls State 000 000 2 — 2 7 3
 E - Brander 3, DP - UW 1. LOB - UW 8, NSU 6. 2B - Cline. HR - Cline, Williams. SH - Brown, Francis, Brander, Efferson, Murray, Taylor.

Washington					IP	H	R	ER	BB	SO
Gaw (W: 27-8)					7.0	7	2	2	1	3
Nicholls State					IP	H	R	ER	BB	SO
Landry (L: 23-4)					7.0	8	7	2	2	0

May 21 — Southwestern La. 3, UW 1

Washington					Southwestern La.				
ab	r	h	bi		ab	r	h	bi	
Storseth, ss	3	0	0	0	Avant, cf	3	0	0	0
Brown, cf	3	0	0	0	Jimenez, lf	3	0	0	0
Pickering, 2b	3	0	0	0	Britton, 3b	3	1	1	1
Church, 1b	3	1	1	1	Morton, dh	3	1	2	1
Cline, c	3	0	0	0	DeFeo, 1b	2	1	1	1
Gustine, dh	2	0	2	0	Whittall, c	2	0	1	0
Scappini, pr	0	0	0	0	Osterberg, ss	3	0	1	0
Williams, lf	3	0	0	0	Podhorez, rf	3	0	0	0
Tarr, 3b	3	0	0	0	Alfaro, 2b	2	0	1	0
Rosser, rf	2	0	0	0	Longeway, p	0	0	0	0
Burns, p	0	0	0	0					
Totals	25	1	3	1	Totals	24	3	7	3

Washington 010 000 0 — 1 3 0
 Southwestern La. 000 102 x — 3 7 1
 E - Alfaro. LOB - UW 4, USL 5. 2B - Whittall. HR - Church, Britton, DeFeo, Morton. SH - Whittall.

Washington					IP	H	R	ER	BB	SO
Burns (L: 20-14)					6.0	7	3	3	0	4
Southwestern La.					IP	H	R	ER	BB	SO
Longeway (W: 27-4)					7.0	3	1	1	0	4

1996 NO. 8 REGIONAL SEATTLE, WASH.—HUSKY SOFTBALL STADIUM

May 17 — UW 2, Jacksonville State 0

Jacksonville St.					Washington				
ab	r	h	bi		ab	r	h	bi	
Freeman, cf	3	0	0	0	Brown, cf	2	1	1	0
Stone, lf	3	0	1	0	Storseth, ss	2	1	0	0
McGibbin, c	3	0	0	0	Pickering, 2b	2	0	0	1
Shelton, p	3	0	0	0	Cline, c	2	0	0	0
Vickers, rf	3	0	0	0	Church, 1b	3	0	0	0
Simpson, ss	2	0	0	0	Newbry, rf	2	0	0	0
Riddell, 3b	1	0	0	0	Giordano, dp	2	0	0	0
Russo, 1b	2	0	0	0	Williams, lf	2	0	1	0
Jolley, dp	2	0	0	0	Tarr, 3b	2	0	0	0
Moore, 2b	0	0	0	0	Gaw, p	0	0	0	0
Totals	22	0	1	0	Totals	19	2	2	1

Jacksonville State 000 000 0 — 0 1 2
 Washington 200 000 X — 2 2 1
 E - Moore, Stone, Cline. DP - JSU Moore to Russo. LOB - JSU 3, UW 4. SB - Brown. SH - Brown. SF - Pickering.

Jacksonville State					IP	H	R	ER	BB	SO
Shelton (L: 28-7)					6.0	2	2	0	2	2
Washington					IP	H	R	ER	BB	SO
Gaw (W: 18-2)					7.0	1	0	0	1	9

HBP - Brown (by Shelton).

May 18 — UW 9, Oklahoma State 3

Washington					Oklahoma State				
ab	r	h	bi		ab	r	h	bi	
Brown, cf	3	1	1	0	Smith, 2b	4	1	2	0
Francis, ph	1	0	0	0	Ryan, cf	3	0	1	0
Storseth, ss	5	0	1	0	Foutch, rf	3	0	0	1
Pickering, 2b	4	1	1	0	Little, c	4	0	2	1
Cline, c	4	1	2	0	Burke, pr	0	1	0	0
Rahal, pr	0	1	0	0	Ritch, 1b	3	0	0	0
Church, 1b	3	1	1	0	Attebury, 3b	3	0	0	0
Newbry, rf	4	1	2	3	Turley, dp	1	0	0	0
Giordano, dp	3	1	2	2	Soderlund, ss	3	0	1	1
Williams, lf	3	1	0	0	Acree, pr	0	0	0	0
Tarr, 3b	3	1	0	0	Simpson, lf	3	1	1	0
Meyer, p	0	0	0	0	Tyler, p	0	0	0	0
					Pope, p	0	0	0	0
Totals	33	9	10	5	Totals	27	3	7	3

Washington 051 021 0 — 9 10 2
 Oklahoma St. 002 001 0 — 3 7 5
 E-Newbry, Tarr, Little, Soderlund (4). LOB - UW 8, OSU 7. HR - Newbry (2) SH - Ryan. SF - Foutch.

Washington					IP	H	R	ER	BB	SO
Meyer (W: 23-3)					7.0	7	3	2	0	4
Oklahoma State					IP	H	R	ER	BB	SO
Tyler (L: 24-13)					6.0	9	9	5	4	3
Pope					1.0	1	0	0	1	1

NCAA Tournament Box Scores



The 1997 Huskies opened the College World Series with a 6-0 win over South Carolina and a 5-1 victory against Iowa.



In 1998, UW posted three shutouts at the regional tournament before qualifying for the school's third straight College World Series.

May 19 – UW 9, Oklahoma State 1

Oklahoma State	ab	r	h	bi	Washington	ab	r	h	bi
Smith, 2b	2	0	0	0	Brown, cf	3	2	1	0
Ryan, cf	3	0	1	1	Storseth, ss	3	2	1	0
Foutch, rf	3	0	0	0	Pickering, 2b	3	3	2	1
Little, c	1	0	1	0	Cline, c	1	1	1	1
Oetgen, pr	0	0	0	0	Rahal, pr	0	0	0	0
Ritch, 1b	2	0	0	0	Church, 1b	3	0	1	1
Attebury, 3b	2	0	1	0	Newbry, rf	3	0	2	0
Turley, dp	2	0	0	0	Giordano, dp	3	1	0	0
Simpson, lf	2	1	0	0	Williams, lf	2	1	1	1
Acree, ss	2	0	0	0	Tarr, 3b	2	1	1	1
Lauer, p	0	0	0	0	Gaw, p	0	0	0	0
Tyler, p	0	0	0	0					
Pope, p	0	0	0	0					
Totals	19	1	3	1	Totals	23	9	10	6

Oklahoma State 000 01 — 1 3 4
 Washington 206 1x — 9 10 0
 E - Smith 2, Simpson, Lauer. DP - Lauer to Little to Ritch. LOB - OSU 4, UW 4. 2B-Storseth, Pickering, Cline.

Oklahoma State	IP	H	R	ER	BB	SO
Lauer (L: 11-6)	2.0	6	5	5	1	0
Tyler	1.0	4	3	0	0	1
Pope	1.0	0	1	0	1	0
Washington	IP	H	R	ER	BB	SO
Gaw (W: 19-2)	5.0	3	1	1	2	4
WP - Pope.						

1996 COLLEGE WORLD SERIES COLUMBUS, GA.—GOLDEN PARK

May 23 – UW 7, Princeton 1

Princeton	ab	r	h	bi	Washington	ab	r	h	bi
Thurber, cf	3	0	0	0	Brown, cf	4	0	1	0
Christie, ss	3	0	0	0	Storseth, ss	4	2	3	0
Pfeiffer, 1b	3	1	2	1	Pickering, 2b	3	1	2	2
Morale, 3b	3	0	0	0	Rosser, pr	0	1	0	0
Whelan, c	3	0	0	0	Cline, c	3	1	1	1
Fox, 2b	3	0	0	0	Ota, pr	0	0	0	0
Herm, rf	2	0	0	0	Church, 1b	4	0	1	0
Massey, dh	1	0	0	0	Burns, pr	0	1	0	0
Emily, pr	0	0	0	0	Newbry, rf	3	0	2	1
Keenen, lf	2	0	0	0	Giordano, dh	3	0	0	0
Davies, p	0	0	0	0	Rahal, pr	0	0	0	0
Miller, p	0	0	0	0	Williams, lf	4	1	2	0
					Tarr, 3b	3	0	0	0
					Francis, ph	1	0	0	0
					Gaw, p	0	0	0	0
Totals	23	1	2	1	Totals	32	8	12	4

Princeton 000 100 0 — 1 2 4
 Washington 210 004 x — 7 12 0
 E - Christie, Fox, Morale. LOB - Princeton 2, UW 11. 2B - Newbry, Williams. HR - Pfeiffer (5), Pickering (6). SB - Brown. CS - Newbry.

Princeton	IP	H	R	ER	BB	SO
Davies (L: 28-4)	1.1	5	3	3	1	0
Miller	4.2	7	4	2	2	1
Washington	IP	H	R	ER	BB	SO
Gaw (W: 20-2)	7.0	2	1	1	1	1
WP - Gaw 2; HBP - by Davies (Cline).						

May 24 – UW 9, California 7

Washington	ab	r	h	bi	California	ab	r	h	bi
Brown, cf	3	0	0	0	Takasaki, c	2	2	0	1
Francis, ph	0	0	0	1	Drake, 2b	4	1	1	0
Storseth, ss	4	2	1	0	Ackley, dh	4	1	2	3
Rosser, rf	0	0	0	0	McCart, 1b	4	0	0	0
Pickering, 2b	4	0	2	3	Parker, 3b	4	0	2	2
Cline, c	4	0	1	0	May, ss	3	0	0	0
Church, 1b	4	0	0	0	Frandsen, rf	1	1	1	0
Newbry, rf/ss	3	1	0	0	Nicklas, rf	1	1	1	0
Giordano, dh	4	1	2	1	Bonini, lf	3	1	1	0
Rahal, pr	0	1	0	0	Bristow, cf	3	1	0	0
Williams, lf	4	2	3	0	Floyd, p	0	0	0	0
Tarr, 3b	3	2	2	0	Walsh, p	0	0	0	0
Meyer, p	0	0	0	0	Yost, p	0	0	0	0
Burns, p	0	0	0	0					
Totals	33	9	11	5	Totals	30	7	7	6

Washington 003 321 0 — 9 11 3
 California 200 000 5 — 7 7 3
 E - Newbry 2, Pickering, Drake, May, Takasaki. LOB - UW 5, CAL 4. HR - Ackley (2). SB - Brown, Newbry, Storseth, Bristow, Takasaki. CS - Williams.

Washington	IP	H	R	ER	BB	SO
Meyer (W: 24-3)	7.0	5	3	3	1	2
Burns	0.0	2	4	2	1	0
California	IP	H	R	ER	BB	SO
Floyd (L: 22-12)	4.0	8	6	3	1	3
Walsh	2.0	3	3	1	1	2
Yost	1.0	0	0	0	0	0
WP - Meyer.						

May 26 – UW 8, UCLA 2

Washington	ab	r	h	bi	UCLA	ab	r	h	bi
Brown, cf	5	0	0	0	Howard, 2b	4	0	2	0
Storseth, ss	4	0	2	0	Mike-Mitchell, lf	4	0	0	0
Rahal, pr	0	1	0	0	Adams, 3b	3	0	0	0
Rosser, rf	0	0	0	0	Poulson, 1b	3	1	2	0
Pickering, 2b	4	2	2	1	Burkey, pr	0	0	0	0
Cline, c	4	1	4	2	Odom, ss	2	0	1	0
Burns, pr	0	0	0	0	Wuest, dh	3	1	1	2
Church, 1b	4	1	1	0	Ambrosi, rf	3	0	0	0
Newbry, rf/ss	3	1	1	0	Marshall, J., c	3	0	1	0
Giordano, dh	4	1	2	3	Pritz, cf	2	0	0	0
Williams, lf	4	1	1	1	Ochoa, ph	1	0	1	0
Tarr, 3b	3	0	0	0	Burns, p	0	0	0	0
Meyer, p	0	0	0	0	Clark, p	0	0	0	0
Totals	35	8	13	7	Totals	28	2	8	2

Washington 002 060 0 — 8 13 0
 UCLA 000 000 0 — 2 8 3
 E - Burns, Howard, Odom. DP - UCLA 1. LOB - UW 8, UCLA 6. HR - Pickering (7), Wuest (13). Sh - Newbry, Odom.

Washington	IP	H	R	ER	BB	SO
Meyer (W: 25-3)	7.0	8	2	2	0	2
UCLA	IP	H	R	ER	BB	SO
Burns (L: 31-8)	5.0	11	8	6	1	2
Clark	2.0	2	0	0	0	0
WP - Burns, Clark.						

May 27 – Arizona 6, UW 4

Arizona	ab	r	h	bi	Washington	ab	r	h	bi
Shriver, cf	4	1	1	0	Brown, cf	3	0	2	0
Doty, rf	4	2	2	0	Francis, ph	1	0	1	1
Johnsen, lf	4	2	4	2	Storseth, ss	4	0	1	0
Dalton, 2b	2	1	1	3	Rosser, pr	0	0	0	0
Pineda, c	3	0	1	1	Pickering, 2b	4	0	1	0
Gomez, 3b	4	0	0	0	Cline, c	4	0	1	0
Pitt, 1b	3	0	0	0	Rahal, pr	0	1	0	0
Reitan, dh	4	0	1	0	Church, 1b	4	0	1	1
Churnock, ss	4	0	1	0	Newbry, rf	4	1	2	0
Dolan, p	0	0	0	0	Giordano, dh	4	1	0	0
					Williams, lf	3	1	1	1
					Tarr, 3b	3	0	1	1
					Meyer, p	0	0	0	0
					Gaw, p	0	0	0	0
Totals	32	6	11	6	Totals	34	4	11	4

Arizona 320 100 0 — 6 11 2
 Washington 000 400 0 — 4 11 2
 E - Churnock, Dalton, Storseth, Williams. LOB - UA 9, UW 10. HR - Dalton (25). SB - Johnsen, Brown.

Arizona	IP	H	R	ER	BB	SO
Dolan (W: 35-6)	7.0	11	4	3	0	4
Washington	IP	H	R	ER	BB	SO
Meyer (L: 25-4)	1.2	6	5	5	1	0
Gaw	5.1	5	1	1	3	1
WP - Gaw. HBP - by Dolan (Williams).						

1997 NO. 7 REGIONAL NORMAN, OKLA.—REAVES PARK

May 16 – UW 8, Southwest Missouri 0

SW Missouri	ab	r	h	bi	Washington	ab	r	h	bi
Shores, 1b/2b	3	0	1	0	Brown, lf	3	1	1	0
Dowell, lf	3	0	0	0	Leutzing, ss	3	0	0	0
Farthing, p/lb	1	0	0	0	Pickering, 2b	3	1	2	2
Davenport, pr	0	0	0	0	Redd, pr	0	1	0	0
Shepard, ss	2	0	0	0	Newbry, 1b	3	2	2	0
Scholz, rf	2	0	0	0	Rosser, cf	3	2	2	2
Grout, c	2	0	2	0	Tarr, 3b	3	0	1	3
Madden, dh	2	0	0	0	Bennett, pr	0	0	0	0
Acton, cf	2	0	0	0	Francis, rf	3	0	0	0
Penrose, 3b	2	0	0	0	Helgeland, rf	0	0	0	0
Krebs, 2b	0	0	0	0	Gaw, p	2	0	1	0
Cagwin, p	0	0	0	0	Smith, pr	0	1	0	0
					Graves, p	0	0	0	0
					Spediacci, dh	2	0	1	1
					Nyblod, c	0	0	0	0
Totals	19	0	3	0	Totals	25	8	10	8

Southwest Missouri 000 00 — 0 3 3
 Washington 113 3x — 8 10 1
 E - Shepard 2, Krebs, Leutzing. LOB - SW Missouri 5, UW 5. 2B - Shores, Brown, Newbry 2, Tarr, Gaw. 3B - Rosser. HR - Pickering.

Southwest Missouri	IP	H	R	ER	BB	SO
Farthing (L: 15-13)	2.0	7	5	4	0	2
Cagwin	2.0	3	3	2	0	2
Washington	IP	H	R	ER	BB	SO
Gaw (W: 15-5)	3.1	3	0	0	1	1
Graves	1.2	0	0	0	0	1

NCAA Tournament Box Scores

May 17 – UW 5, Oklahoma St. 2

Washington						Oklahoma State					
ab	r	h	bi	ab	r	h	bi	ab	r	h	bi
Brown, lf	4	0	2	0	Bolle, 3b	3	0	1	0		
Leutinger, ss	3	1	1	0	Acree, ss	3	0	1	0		
Rahal, ph	1	0	0	0	Tyler, dh	3	1	1	0		
Pickering, 2b	3	2	1	1	Foutch, 1b	3	1	1	2		
Newbry, 1b	2	1	1	0	Turley, 2b	3	0	0	0		
Rosser, cf	3	1	1	1	Wise, rf	3	0	1	0		
Tarr, 3b	4	0	1	1	Donoghue, cf	3	0	0	0		
Redd, pr	0	0	0	0	Crawford, c	2	0	1	0		
Gaw, dh	3	0	1	0	Silva, c	1	0	0	0		
Bennett, pr	0	0	0	0	Ryan, lf	3	0	0	0		
Francis, rf	2	0	1	0	Markert, p	0	0	0	0		
Graves, p	3	0	1	0	Lopez, p	0	0	0	0		
Spediacci, p	0	0	0	0							
Nyblod, c	0	0	0	0							
Totals	28	5	10	3		27	2	6	2		

Washington 200 003 0 — 5 10 0
 Oklahoma State 000 200 0 — 2 6 2
 E - Acree, Crawford. LOB - UW 7, OSU 4, 2B - Rosser. HR - Pickering, Foutch. SB - Pickering, Newbry, Redd, Francis. CS - Brown. SF - Rosser.

Washington	IP	H	R	ER	BB	SO	Oklahoma State	IP	H	R	ER	BB	SO
Graves (W: 18-5)	5.0	5	2	2	0	2	Spediacci	2.0	1	0	0	0	2
Spediacci	2.0	1	0	0	0	2	Markert (L: 13-9)	5.0	9	5	4	2	4
Oklahoma State	IP	H	R	ER	BB	SO	Lopez	2.0	1	0	0	2	4
Markert (L: 13-9)	5.0	9	5	4	2	4							
Lopez	2.0	1	0	0	2	4							
WP - Markert.													

May 18 – UW 10, Oklahoma St. 9

Oklahoma State						Washington					
ab	r	h	bi	ab	r	h	bi	ab	r	h	bi
Bolle, 3b	3	1	2	2	Brown, lf	4	1	2	2		
Acree, ss	4	0	0	0	Leutinger, ss	4	1	3	0		
Tyler, dh/p	4	0	0	0	Pickering, 2b	4	1	3	3		
Markert, p	0	0	0	0	Bennett, pr	0	1	0	0		
Foutch, 1b	3	1	0	0	Newbry, 1b	4	0	0	0		
Turley, 2b	4	2	2	1	Rosser, cf	4	2	3	2		
Silva, c/dh	2	2	0	0	Tarr, 3b	4	1	1	0		
Wise, rf	3	2	2	3	Ryan, lf	3	2	1	0		
Ryan, lf	3	1	1	0	Gaw, dh/p	2	1	1	1		
Donoghue, cf	2	0	2	3	Spediacci, p/dh	1	0	0	1		
Lopez, p	0	0	0	0	Helgeland, dh	1	0	1	1		
Crawford, c	0	0	0	0	Graves, p	0	0	0	0		
					Nyblod, c	0	0	0	0		
Totals	28	9	9	9		31	10	15	9		

Oklahoma State 120 240 0 — 9 9 3
 Washington 011 152 x — 10 15 1
 E - Acree, Silva, Ryan, Rosser. LOB - OSU 5, UW 6, 2B - Turley, Brown, Tarr, Francis. HR - Bolle, Turley, Wise, Pickering, Rosser. SB - Leutinger, Rosser. CS - Rosser. SH - Wise, Ryan.

Oklahoma State	IP	H	R	ER	BB	SO	Lopez	IP	H	R	ER	BB	SO
Lopez	2.0	5	2	1	1	1	Tyler	3.0	8	6	6	1	2
Tyler	1.0	2	2	2	0	1	Markert (L: 13-10)	1.0	2	2	2	0	1
Washington	IP	H	R	ER	BB	SO	Spediacci	3.2	4	5	5	2	0
Spediacci	3.2	4	5	5	2	0	Gaw	1.1	5	4	4	3	1
Gaw	1.1	5	4	4	3	1	Graves (W: 19-5)	2.0	0	0	0	0	2
Graves (W: 19-5)	2.0	0	0	0	0	2							

1997 COLLEGE WORLD SERIES OKLAHOMA CITY, OKLA. ASA HALL OF FAME STADIUM

May 22 – UW 6, South Carolina 0

Washington						South Carolina					
ab	r	h	bi	ab	r	h	bi	ab	r	h	bi
Brown, lf	3	1	0	0	Lee, rf	3	0	1	0		
Leutinger, ss	4	1	1	0	Beers, ph	1	0	0	0		
Pickering, 2b	4	0	2	1	Pietro, cf	3	0	0	0		
Redd, pr	0	1	0	0	Plew, lf	2	0	1	0		
Newbry, 1b	4	1	2	1	Lyons, dh/c	3	0	1	0		
Rosser, cf	3	1	2	3	Peters, pr	0	0	0	0		
Tarr, 3b	2	0	0	0	Johnson, p	2	0	1	0		
Francis, rf	3	0	1	0	Hall, 3b	3	0	1	0		
Gaw, dh	3	0	0	0	Elliott, c	2	0	0	0		
Graves, p	3	1	1	0	Brown, dh	1	0	0	0		
Nyblod, c	0	0	0	0	Schultze, 2b	3	0	0	0		
					McCutcheon, ss	2	0	0	0		
					Dammer, ph	1	0	0	0		
					Troesh, 1b	0	0	0	0		
Totals	29	6	9	5		26	0	5	0		

Washington 000 330 0 — 6 9 1
 South Carolina 000 000 0 — 0 5 2
 E - Tarr, Plew, Johnson. DP - UW 1. LOB - UW 4, USC 7.
 2B - Pickering, Newbry. 3B - Rosser. HR - Rosser. SB - Brown, Francis.

Washington	IP	H	R	ER	BB	SO
Graves (W: 20-5)	7.0	5	0	0	2	3
South Carolina	IP	H	R	ER	BB	SO
Johnson (L: 34-3)	7.0	9	6	6	2	10

May 23 – UW 5, Iowa 1

Iowa						Washington					
ab	r	h	bi	ab	r	h	bi	ab	r	h	bi
Twigg, lf	3	0	0	0	Brown, lf	4	2	1	0		
McGee, 2b	3	0	0	0	Leutinger, ss	4	2	2	0		
Bilbao, p	3	0	1	0	Pickering, 2b	2	1	2	1		
K. Knopf, 1b	3	0	1	0	Bennett, pr	0	0	0	0		
Uitley, 3b	3	0	0	0	Newbry, 1b	3	0	0	1		
Macias, c/rf	3	0	0	0	Rosser, cf	1	0	0	1		
J. Knopf, dh/rf	0	0	0	0	Tarr, 3b	4	0	0	0		
McCannon, pr	0	0	0	0	Francis, rf	3	0	1	2		
Nance, rf/dh	2	0	1	1	Gaw, dh	3	0	0	0		
Barnes, pr/dh	1	0	0	0	Spediacci, p	1	0	0	0		
Cornish, cf	2	0	0	0	Graves, p	2	0	0	0		
Castellon, ph	1	0	0	0	Nyblod, c	0	0	0	0		
Hebert, ss	3	1	2	0							
Totals	27	1	5	1		27	5	6	5		

Iowa 001 000 0 — 1 5 2
 Washington 101 021 x — 5 6 2
 E - McGee, Bilbao, Graves. 2. DP - UW 1. LOB - Iowa 5, UW 10. 2B - Knopf, K. 3B - Hebert. SB - Bennett. SF - Newbry.

Iowa	IP	H	R	ER	BB	SO
Bilbao (L)	6.0	6	5	4	5	9
Washington	IP	H	R	ER	BB	SO
Spediacci	2.0	2	1	1	0	2
Graves (W: 21-5)	5.0	3	0	0	0	6
PB - Macias.						

May 25 – UCLA 4, UW 3

Washington						UCLA					
ab	r	h	bi	ab	r	h	bi	ab	r	h	bi
Brown, lf	3	1	1	0	Ambrosi, cf	3	0	0	0		
Leutinger, ss	3	1	2	0	Fritz, 2b	3	1	0	0		
Pickering, 2b	3	0	0	1	Poulson, 1b	2	0	0	0		
Newbry, 1b	3	0	0	0	Barbieri, pr	0	1	0	0		
Rosser, cf	3	1	1	0	Nuveman, c	3	1	1	3		
Tarr, 3b	3	0	1	0	Adams, ss	3	1	1	1		
Francis, rf	3	0	1	0	Marshall, 3b	2	0	0	0		
Gaw, dh	2	0	0	0	Dale, lf	2	0	1	0		
Helgeland, ph	1	0	0	0	Wuest, dh	2	0	1	0		
Graves, p	3	0	1	0	Ochoa, rf	2	0	0	0		
Bennett, pr	0	0	0	0	Williams, p	0	0	0	0		
Nyblod, c	0	0	0	0							
Totals	27	3	7	1		22	4	4	4		

Washington 200 100 0 — 3 7 1
 UCLA 000 013 x — 4 4 0
 E - Leutinger. LOB - UW 4, UCLA 1. HR - Nuveman, Adams. SB - Brown.

Washington	IP	H	R	ER	BB	SO
Graves (L: 21-6)	6.0	4	4	1	1	0
UCLA	IP	H	R	ER	BB	SO
Williams (W: 20-7)	7.0	7	3	3	0	7
WP - Williams. PB - Nuveman. HBP - Brown (by Williams).						

May 25 – UCLA 1, UW 0

UCLA						Washington					
ab	r	h	bi	ab	r	h	bi	ab	r	h	bi
Ambrosi, cf	4	0	1	0	Brown, lf	2	0	0	0		
Fritz, 2b	3	1	0	0	Leutinger, ss	3	0	0	0		
Poulson, 1b	3	0	1	0	Pickering, 2b	3	0	0	0		
Nuveman, c	2	0	1	1	Newbry, 1b	3	0	1	0		
Hoshizaki, pr	0	0	0	0	Rosser, cf	3	0	0	0		
Adams, ss	1	0	0	0	Tarr, 3b	3	0	1	0		
Barbieri, pr	0	0	0	0	Redd, pr	0	0	0	0		
Marshall, 3b	3	0	0	0	Francis, rf	3	0	1	0		
Dale, lf	3	0	0	0	Helgeland, dh	2	0	0	0		
Wuest, dh	2	0	0	0	Rahal, dh	1	0	0	0		
Martin, pr	0	0	0	0	Gaw, p	2	0	1	0		
Ochoa, rf	3	0	0	0	Graves, p	0	0	0	0		
Williams, p	0	0	0	0	Nyblod, c	0	0	0	0		
Totals	24	1	3	1		25	0	4	0		

UCLA 000 001 0 — 1 3 1

NCAA Tournament Box Scores

1998 COLLEGE WORLD SERIES OKLAHOMA CITY, OKLA. ASA HALL OF FAME STADIUM

May 21—UW 1, Massachusetts 0

Massachusetts						Washington					
	ab	r	h	bi			ab	r	h	bi	
Galas, 2b	3	0	0	0	Leutinger, ss		2	0	0	0	
Osier, cf	3	0	0	0	Hauxhurst, lf		2	1	0	0	
Gutridge, 1b	2	0	0	0	DePaul, 3b		3	0	0	0	
Neilson, pr	0	0	0	0	Gaw, dh		3	0	1	1	
Buckley, c	2	0	0	0	Newbry, 1b		2	0	0	0	
George, lf	3	0	1	0	Helgeland, rf		2	0	2	0	
Smith, 3b	3	0	0	0	Spediacci, p		2	0	0	0	
Faessler, dh	2	0	2	0	Graves, p		0	0	0	0	
Kenderski, pr	0	0	0	0	Francis, lf		2	0	0	0	
Scofield, ss	2	0	0	0	Rosenblad, 2b		2	0	0	0	
Brown, rf	1	0	0	0	Giordano, c		0	0	0	0	
Wagner, ph	1	0	0	0							
Hendersen, p	0	0	0	0							
Totals	22	0	3	0			20	1	3	1	

Massachusetts 000 000 0 — 0 3 0
Washington 100 000 x — 1 3 0
LOB - Massachusetts 5, UW 3, 2B - Faessler. SB - Hauxhurst, Helgeland. SH - Buckley, Scofield.

Massachusetts	IP	H	R	ER	BB	SO
Henderson (L: 30-7)	6.0	3	1	1	2	7
Washington	IP	H	R	ER	BB	SO
Spediacci (W: 25-6)	5.0	1	0	0	2	6
Graves (S: 3)	2.0	2	0	0	0	1

May 22—Arizona 8, UW 0

Arizona						Washington					
	ab	r	h	bi			ab	r	h	bi	
McCutcheon, cf	4	2	3	0	Leutinger, ss		2	0	0	0	
Giordano, N., rf	3	1	1	0	Hauxhurst, lf		2	0	0	0	
Mascarenas, 3b	1	2	1	2	DePaul, 3b		2	0	0	0	
Braatz, c	2	1	1	2	Gaw, dh/1b		2	0	0	0	
Pineda, 1b	2	0	0	1	Newbry, rf/ph		1	0	0	0	
Evans, p	3	1	3	2	Francis, cf		0	0	0	0	
Collins, dh	2	0	1	1	Helgeland, cf/rf		2	0	0	0	
Swan, 2b	2	0	0	0	Spediacci, 1b/p		1	0	0	0	
Bauer, lf	3	1	1	0	Graves, p/dh		2	0	1	0	
Churnock, ss/pr	0	0	0	0	Rosenblad, 2b		2	0	0	0	
					Giordano, J., c		0	0	0	0	
Totals	22	8	11	8			15	0	1	0	

Arizona 112 40 — 8 11 0
Washington 000 00 — 0 1 1
E - Newbry. LOB - Arizona 6, UW 3, 2B - Mascarenas, Braatz, Evans. SH - N. Giordano, Rosenblad. SF - Mascarenas, Pineda.

Arizona	IP	H	R	ER	BB	SO
Evans (W: 35-1)	5.0	1	0	0	1	4
Washington	IP	H	R	ER	BB	SO
Graves (L: 18-7)	0.2	4	4	4	0	0
Spediacci	3.1	6	3	3	1	1
Gaw	1.0	1	1	1	3	1

WP - Graves. HBP - Newbry (by Evans).

May 23—UW 3, Nebraska 1

Washington						Nebraska					
	ab	r	h	bi			ab	r	h	bi	
Leutinger, ss	3	0	1	0	Lizama, 2b		3	0	0	0	
Nyblod, ph	1	0	0	0	Fuente, 1b		3	0	0	0	
Hauxhurst, lf	4	0	2	2	Viola, ss		3	1	1	1	
Helgeland, rf	3	0	1	0	Smith, c		3	0	0	0	
Gaw, dh	2	1	1	1	McCoy, dh		3	0	0	0	
Engen, pr	0	0	0	0	Pinkpank, lf		2	0	0	0	
Spediacci, p	3	0	0	0	Brewer, rf		2	0	0	0	
Newbry, 1b	3	0	1	0	Williams, cf		2	0	0	0	
DePaul, 3b	2	1	0	0	Voss, p		2	0	0	0	
Francis, cf	3	1	0	0	Roethemeyer, 3b		0	0	0	0	
Giordano, c	2	0	0	0							
Rosenblad, 2b	0	0	0	0							
Totals	26	3	6	3			23	1	1	1	

Washington 000 021 0 — 3 6 1
Nebraska 000 000 1 — 1 1 2
E - Leutinger, Lizama, Roethemeyer. LOB - UW 5, Nebraska 1, 2B - Leutinger, Hauxhurst. HR - Gaw, Viola. SB - Lizama. CS - Hauxhurst. SH - Giordano.

Washington	IP	H	R	ER	BB	SO
Spediacci (W: 26-6)	7.0	1	1	1	0	8
Nebraska	IP	H	R	ER	BB	SO
Voss (L: 40-9)	7.0	6	3	1	2	3

WP - Spediacci.

May 24—UW 3, Fresno State 1

Washington						Fresno State					
	ab	r	h	bi			ab	r	h	bi	
Leutinger, ss	4	1	1	0	Berg, cf		2	0	1	0	
Hauxhurst, lf	4	0	2	0	Witt, lf/rf		3	0	1	0	
Helgeland, rf	4	1	0	0	Lindenberg, 2b		3	0	0	0	
Gaw, dh	4	1	1	0	Scott, p/lf		3	0	0	0	
Engen, pr	0	0	0	0	Maxey, 3b		3	0	0	0	
Spediacci, p	2	0	2	1	Cervantez, 1b		3	0	0	0	
Newbry, 1b	3	0	1	1	Wall, c		3	0	0	0	
DePaul, 3b	3	0	0	0	Wilson, dh		2	0	0	0	
Francis, cf	3	0	0	0	Dowland, ss		2	0	0	0	
Rosenblad, 2b	3	0	1	0	Bowlin, rf		0	0	0	0	
Giordano, c	0	0	0	0	Parker, p		0	0	0	0	
Totals	30	3	8	2			24	1	3	1	

Washington 003 000 0 — 3 8 1
Fresno State 000 000 1 — 1 3 2
E - Spediacci, Maxey, Wall. LOB - UW 7, Fresno State 3, 2B - Newbry. HR - Scott.

Washington	IP	H	R	ER	BB	SO
Spediacci (W: 27-6)	7.0	3	1	1	0	6
Fresno State	IP	H	R	ER	BB	SO
Scott (L: 24-4)	4.2	6	3	0	0	1
Parker	2.1	2	0	0	0	1

WP - Parker. HBP - Spediacci (by Scott), Berg (by Spediacci).

May 24—Fresno State 6, UW 1

Fresno State						Washington					
	ab	r	h	bi			ab	r	h	bi	
Berg, cf	4	1	2	0	Leutinger, ss		4	0	0	0	
Witt, rf	4	1	2	2	Hauxhurst, lf		3	1	1	0	
Lindenberg, 2b	4	2	1	0	DePaul, 3b		3	0	0	0	
Scott, lf	4	0	1	1	Gaw, dh		3	0	1	1	
Maxey, 3b	3	0	1	2	Newbry, 1b		2	0	0	0	
Cervantez, 1b	4	0	1	1	Bennett, pr		0	0	0	0	
Wall, c	4	0	0	0	Helgeland, rf		3	0	0	0	
Todd, dh	2	1	0	0	Graves, p		2	0	0	0	
Dowland, ss	2	1	0	0	Spediacci, p		0	0	0	0	
Parker, p	0	0	0	0	Francis, cf		2	0	0	0	
					Rosenblad, 2b		3	0	1	0	
					Giordano, c		0	0	0	0	
Totals	31	6	8	6			25	1	3	1	

Fresno State 200 022 0 — 6 8 2
Washington 100 000 0 — 1 3 5
E - Maxey, Dowland, Leutinger 2, DePaul, Rosenblad 2. DP - Fresno State 1, UW 1. LOB - Fresno State 8, UW 6, 2B - Gaw. SH - Dowland. SF - Maxey.

Fresno State	IP	H	R	ER	BB	SO
Parker (W: 21-4)	7.0	3	1	0	2	3
Washington	IP	H	R	ER	BB	SO
Graves (L: 18-8)	5.0	8	6	2	2	1
Spediacci	2.0	0	0	0	0	3

WP - Parker. HBP - Newbry (by Parker).

1999 NO. 3 REGIONAL SEATTLE, WASH.—HUSKY SOFTBALL FIELD

May 20—UW 8, Colgate 0

Colgate						Washington					
	ab	r	h	bi			ab	r	h	bi	
Williamson, 2b	3	0	0	0	Leutinger, ss		2	1	0	0	
McGoff, p	2	0	1	0	Hauxhurst, lf		3	1	2	2	
Boone, rf	2	0	1	0	DePaul, 3b		2	0	0	0	
Purvis, ss	2	0	0	0	Newbry, rf		3	0	1	2	
Paolucci, 3b	2	0	0	0	Spediacci, dh		3	1	1	0	
Cohan, c	2	0	0	0	Downs, 1b		3	1	1	0	
Scott, lf	2	0	1	0	Helgeland, cf		2	0	1	0	
Belcher, cf	2	0	0	0	Walsh, ph		1	1	1	1	
Oyler, 1b	2	0	0	0	Rosenblad, 2b		3	2	2	1	
					Graves, p		2	1	1	0	
					Sumsky, ph		1	0	1	2	
					Giordano, c		0	0	0	0	
Totals	19	0	3	0			25	8	11	8	

Colgate 000 000 — 0 3 1
Washington 004 004 — 8 11 0
E - Paolucci. LOB - Colgate 1, UW 4, 2B - Scott, Spediacci. 3B - Sumsky.

Colgate	IP	H	R	ER	BB	SO
McGoff (L: 19-15)	5.0	11	8	8	1	1
Washington	IP	H	R	ER	BB	SO
Graves (W: 24-9)	6.0	3	0	0	0	5

HBP - Leutinger (by McGoff).

May 21—UW 12, Tennessee 1

Washington						Tennessee					
	ab	r	h	bi			ab	r	h	bi	
Leutinger, ss	3	4	3	0	Warren, rf		2	0	1	0	
Sumsky, ph	1	0	0	0	Mollet, cf		1	0	0	1	
Hauxhurst, lf	3	3	3	3	Venable, 3b		2	0	0	0	
DePaul, 3b	4	2	2	1	Fitzgerald, 2b		2	0	0	0	
Newbry, rf	4	1	4	4	Wilson, dh		2	0	0	0	
Spediacci, p	3	1	1	1	Swinford, c		2	0	0	0	
Downs, 1b	2	0	0	1	Norris, lf		2	0	0	0	
Helgeland, cf	4	0	2	0	Cameron, 1b		0	1	0	0	
Rosenblad, 2b	4	0	0	1	Steele, ph		1	0	0	0	
Walsh, dh	4	0	2	0	Glass, ss		2	0	1	0	
Simpson, pr	0	1	0	0	Ayres, p		0	0	0	0	
Giordano, c	0	0	0	0	Beavers, p		0	0	0	0	
Totals	32	12	17	11			16	1	2	1	

Washington 142 05 — 12 17 0
Tennessee 001 00 — 1 2 1
E - Swinford. LOB - UW 10, Tennessee 2, 2B - Leutinger, Glass. 3B - Hauxhurst. SB - Leutinger, Hauxhurst. SF - Mollet.

Washington	IP	H	R	ER	BB	SO
Spediacci (W: 21-8)	5.0	2	1	1	1	7
Tennessee	IP	H	R	ER	BB	SO
Ayers (L: 17-12)	1.1	8	5	5	1	1
Beavers	3.2	9	7	6	3	0

PB - Swinford. HBP - Downs (by Beavers).

May 22—UW 1, Cal State Fullerton 0

Washington

NCAA Tournament Box Scores

1999 COLLEGE WORLD SERIES OKLAHOMA CITY, OKLA. ASA HALL OF FAME STADIUM

May 27—UW 4, Arizona State 1

Arizona State						Washington					
ab	r	h	bi			ab	r	h	bi		
Hixon, 2b	4	0	1	0		Leutinger, ss	3	0	0	0	
Langenhuizen, cf	3	0	1	0		Hauxhurst, lf	3	0	0	0	
Beach, dh	3	0	0	0		DePaul, 3b	2	0	0	0	
Gill, 3b	3	0	0	0		Newbry, rf	2	1	0	0	
Voak, p	3	0	0	0		Spediacci, dh/p	2	0	0	0	
Smith, ss	3	1	2	0		Downs, 1b	2	1	1	0	
Wardein, 1b	3	0	1	0		Simpson, pr	0	0	0	0	
Adolph, pr	0	0	0	0		Helgeland, cf	3	1	1	2	
Thompson, pr	0	0	0	0		Rosenblad, 2b	3	1	1	1	
Hlebechuk, lf	2	0	0	1		Graves, p/dh	3	0	2	1	
Miller, rf	0	0	0	0		Giordano, c	0	0	0	0	
Gall, ph	1	0	0	0							
Brannen, c	0	0	0	0							
Totals	25	1	5	1		Totals	23	4	5	4	

Arizona State 000 000 1 — 1 5 2
 Washington 000 004 x — 4 5 2
 E - Hixon, Gill, Leutinger, Rosenblad. LOB - Arizona State 6, UW 6. 2B - Wardein, Helgeland. Graves. SB - Smith, Newbry. SH - Miller, Leutinger, DePaul. SF - Hlebechuk.

Arizona State						Washington					
IP	H	R	ER	BB	SO	IP	H	R	ER	BB	SO
Voak (L: 24-14)	6.0	5	4	0	3	5					
Graves (W: 23-8)	3.0	3	0	0	0	1					
Spediacci (W: 23-8)	4.0	2	1	1	1	2					

May 28—UW 3, Arizona 0

Washington						Arizona					
ab	r	h	bi			ab	r	h	bi		
Leutinger, ss	3	1	1	0		Giordano, cf	3	0	0	0	
Hauxhurst, lf	3	0	1	2		Bauer, lf	3	0	1	0	
DePaul, 3b	3	0	1	0		Mascarenas, 3b	3	0	0	0	
Newbry, rf	3	1	1	0		Finch, p/1b	3	0	0	0	
Spediacci, p	3	0	0	0		Collins, c	3	0	0	0	
Downs, 1b	3	0	1	1		Willis, ss	2	0	0	0	
Simpson, pr	0	0	0	0		Gil, rf	2	0	0	0	
Helgeland, cf	3	0	0	0		Swan, 2b	2	0	0	0	
Rosenblad, 2b	3	0	0	0		Hanson, 1b/dh	2	0	0	0	
Walsh, dh	2	1	0	0		Lemke, dh/p	0	0	0	0	
Giordano, c	0	0	0	0							
Totals	26	3	5	3		Totals	23	0	1	0	

Washington 002 100 0 — 3 5 1
 Arizona 000 000 0 — 0 1 0
 E - Spediacci. LOB - UW 3, Arizona 2. 2B - Leutinger, Hauxhurst, DePaul, Newbry, Bauer. SB - Newbry.

Washington						Arizona					
IP	H	R	ER	BB	SO	IP	H	R	ER	BB	SO
Spediacci (W: 24-8)	7.0	1	0	0	0	7					
Finch (L: 24-8)	3.1	4	3	3	1	2					
Lemke	3.2	1	0	0	0	5					

WP - Lemke.

May 30—UW 3, California 0

Washington						California					
ab	r	h	bi			ab	r	h	bi		
Leutinger, ss	4	2	1	0		Bowie, lf	4	0	2	0	
Hauxhurst, lf	4	0	1	0		Bristow, rf	3	0	0	0	
DePaul, 3b	3	0	2	2		Iancin, 2b	2	0	1	0	
Newbry, rf	3	0	0	0		Takasaki, c	3	0	0	0	
Spediacci, p/dh	3	0	1	0		Yost, dh	2	0	1	0	
Downs, 1b	2	0	1	0		Duenas, pr	1	0	0	0	
Simpson, pr	0	1	0	0		Drake, 1b	2	0	0	0	
Helgeland, cf	3	0	0	0		Harper, 3b	3	0	0	0	
Rosenblad, 2b	3	0	1	1		May, ss	3	0	0	0	
Graves, dh/p	3	0	0	0		Nicklas, pr	0	0	0	0	
Giordano, c	0	0	0	0		Phillips, cf	3	0	0	0	
						DiSalvio, p	0	0	0	0	
						Forest, p	0	0	0	0	

Totals 28 3 7 3 **Totals** 26 0 4 0
 Washington 100 110 0 — 3 7 2
 California 000 000 0 — 0 4 2
 E - Leutinger 2, Drake, Harper. LOB - UW 5, Cal 7.
 2B - Rosenblad, SB - Leutinger 2. SH - Downs.

Washington						California					
IP	H	R	ER	BB	SO	IP	H	R	ER	BB	SO
Spediacci (W: 25-8)	4.0	3	0	0	1	3					
Graves (S: 1)	3.0	1	0	0	1	1					
DiSalvio (L: 19-12)	4.0	6	2	2	0	3					
Forest	3.0	1	1	0	0	4					

May 31—UCLA 3, UW 2

UCLA						Washington					
ab	r	h	bi			ab	r	h	bi		
Ambrosi, cf	4	0	2	0		Leutinger, ss	2	0	0	0	
Freed, lf/p	3	1	2	0		Hauxhurst, lf	2	0	0	0	
Klein, 2b	4	1	0	0		DePaul, 3b	4	0	1	1	
Nueman, c	3	0	0	0		Newbry, rf	4	0	1	0	
Adams, 3b	3	0	2	2		Spediacci, p/dh	1	1	0	0	
Marshall, 1b	3	0	0	0		Downs, 1b	3	0	1	0	
Dale, p/dh	2	1	1	1		Simpson, pr	0	0	0	0	
Buck, ss	3	0	0	0		Helgeland, cf	3	0	1	1	
Brambila, rf	3	0	1	0		Rosenblad, 2b	3	0	0	0	
Hoshizaki, dh	0	0	0	0		Walsh, dh	1	0	0	0	
Rahn, lf	1	0	0	0		Graves, pr/p	1	1	1	0	
						Giordano, c	0	0	0	0	

Totals 29 3 8 3 **Totals** 24 2 5 2
 UCLA 210 000 0 — 3 8 0
 Washington 010 000 1 — 2 5 0
 LOB - UCLA 6, UW 8. 3B - Ambrosi. HR - Dale. SB - Adams.
 SH - Freed, Hauxhurst 2.

UCLA						Washington					
IP	H	R	ER	BB	SO	IP	H	R	ER	BB	SO
Dale (W: 33-1)	4.0	3	1	1	2	3					
Freed (S: 1)	3.0	2	1	1	1	2					
Spediacci (L: 25-9)	6.0	7	3	3	0	6					
Graves	1.0	1	0	0	0	0					

WP - Spediacci. HBP - Leutinger (by Dale), Walsh (by Dale).

2000 REGION NO. 1 SEATTLE, WASH.—HUSKY SOFTBALL FIELD

May 18—UW 5, Army 0

Army						Washington					
ab	r	h	bi			ab	r	h	bi		
Parrish, lf	3	0	0	0		Leutinger, rf	4	1	2	0	
Robbins, rf	3	0	0	0		Hauxhurst, lf	2	2	2	0	
Thornton, 3b	3	0	1	0		Simpson, lf	1	0	0	0	
Knowlton, dh	2	0	0	0		DePaul, 3b	3	0	2	1	
Munoz, dh	1	0	0	0		Topping, cf/dh	3	1	1	2	
Brito, cf	2	0	0	0		McJunkin, pr	0	0	0	0	
McClain, ph	1	0	0	0		Clark, ss	3	0	0	0	
O'Hara, 1b	3	0	1	0		Downs, 1b	3	0	2	0	
Delaney, c	2	0	0	0		Bork, pr	0	0	0	0	
Fox, 2b	2	0	0	0		Graves, p	3	0	1	0	
Williams, ss	2	0	1	0		Rosenblad, 2b	2	1	0	0	
Hatton, p	0	0	0	0		Helgeland, dh/cf	2	0	0	0	
Evans, p	0	0	0	0		Walsh, ph	1	0	0	0	
						Giordano, c	0	0	0	0	

Totals 24 0 3 0 **Totals** 27 5 10 4
 Army 000 000 0 — 0 3 0
 Washington 103 001 x — 5 10 0
 LOB - Army 3, UW 8. 2B - Thornton, Leutinger 2, Hauxhurst, DePaul 2, Downs.
 HR - Topping. SB - Bork. SH - DePaul.

Army						Washington					
IP	H	R	ER	BB	SO	IP	H	R	ER	BB	SO
Hatton (L: 14-10)	5.1	10	5	4	2	1					
Evans	0.2	0	0	0	1	0					
Graves (W: 26-3)	7.0	3	0	0	0	10					

WP - Evans. PB - Delaney. BK - Graves.

May 19—UW 6, Western Illinois 0

Washington						Western Illinois					
ab	r	h	bi			ab	r	h	bi		
Leutinger, ss	4	1	4	0		Hofmann, 3b	2	0	0	0	
Hauxhurst, lf	4	1	1	0		Tyrrell, 2b	2	0	0	0	
DePaul, 3b	3	1	1	0		Bebee, ss	2	0	0	0	
Topping, c	3	1	2	2		Maxwell, 1b	2	0	0	0	
Bork, pr	0	0	0	0		Pickens, ph	1	0	0	0	
Clark, rf	4	1	1	2		Goebel, dh/c	3	0	0	0	
Spediacci, p	4	0	3	1		Kelly, lf	2	0	0	0	
Downs, 1b	4	1	1	1		DeRosa, c/dh	2	0	0	0	
Tawney, 1b	0	0	0	0		Quintanilla, rf	2	0	0	0	
Walsh, dh	3	0	1	0		Seifert, cf	1	0	0	0	
McJunkin, pr	0	0	0	0		Howard, ph/cf	1	0	0	0	
Helgeland, cf	2	0	0	0		Killion, p	0	0	0	0	
Rosenblad, 2b	0	0	0	0		Dobson, p	0	0	0	0	
Hanson, 2b	0	0	0	0							

Totals 31 6 14 6 **Totals** 20 0 0 0
 Washington 103 001 1 — 6 14 0
 Western Illinois 000 000 0 — 0 1 0
 E - Killion. LOB - UW 7, WIU 3. 2B - Leutinger. HR - Clark, Downs. SB - Leutinger 3, DePaul, Helgeland. CS - Clark. SH - DePaul, Tyrrell. SF - Topping.



The 1999 Huskies came up just one run short in the College World Series championship game, falling to UCLA after posting wins over three Pac-10 opponents.



Erin Helgeland went 2-for-4 at the plate in Washington's 12-1 rout of Tennessee at the 1999 regional in Seattle.

NCAA Tournament Box Scores



Jennifer Spediacci won her 100th career game in the team's 3-2 victory over DePaul to open the 2000 College World Series.



The 2000 Huskies outscored its opponents 24-1 in five games at the 2000 NCAA regional.

Washington	IP	H	R	ER	BB	SO
Spediacci (W: 32-4)	7.0	0	0	0	2	13
Western Illinois	IP	H	R	ER	BB	SO
Killion (L: 29-7)	3.0	6	4	3	0	6
Dobson	4.0	8	2	2	1	3
HBP - Kelly (by Spediacci)						

May 20—UW 4, Mississippi State 1

Mississippi State	ab	r	h	bi	Washington	ab	r	h	bi
McCallum, c	2	0	1	0	Leutinger, ss	4	1	1	0
Hehnke, 2b	2	0	0	0	Hauxhurst, lf	3	1	3	2
Wilkerson, cf	2	0	0	0	DePaul, 3b	2	0	0	0
Rider, ss	3	0	0	0	Topping, c	3	1	2	1
Gates, 3b	3	1	1	0	Simpson, pr	0	0	0	0
Whitehead, p/dh	2	0	0	0	Clark, rf	3	1	2	1
Bushby, pr	0	0	0	0	Spediacci, dh	1	0	0	0
Smith, 1b	3	0	1	1	Downs, 1b	2	0	0	0
Pursell, dh/p	2	0	0	0	Bork, pr	0	0	0	0
Lott, dh	1	0	0	0	Graves, p	3	0	0	0
Nelson, lf/rf	2	0	0	0	Rosenblad, 2b	2	0	0	0
Kimbrough, rf	0	0	0	0	Walsh, ph	1	0	1	0
Frank, p	0	0	0	0	Helgeland, cf/ph	0	0	0	0
Totals	22	1	3	1		24	4	9	4

Mississippi State 010 000 0 — 1 3 0
Washington 000 112 x — 4 9 1

E - Leutinger. LOB - Mississippi State 4, UW 6, 2B - Topping, 3B - Leutinger. HR - Hauxhurst, Topping, Clark. CS - Wilkerson. SH - Hehnke, Whitehead, Spediacci, DePaul.

Mississippi State	IP	H	R	ER	BB	SO
Whitehead	3.1	3	1	1	0	0
Pursell (L, 26-16)	2.0	4	2	2	1	0
Frank	0.2	2	1	1	1	0

Washington	IP	H	R	ER	BB	SO
Graves (W: 26-3)	7.0	3	1	1	1	3
PB - McCallum. HBP - McCallum (by Graves).						

May 21—UW 9, Utah 0

Washington	ab	r	h	bi	Utah	ab	r	h	bi
Leutinger, ss	3	1	0	0	Hashimoto-Hall, lf	4	1	1	0
Hauxhurst, lf	3	2	2	0	McLean, rf	3	1	3	2
DePaul, 3b	3	2	0	0	Smith, c	2	0	0	0
Topping, c	3	2	3	2	Kenney, pr	3	1	2	1
Giordano, c	0	0	0	0	Monson, cf	0	0	0	0
Clark, rf	3	1	1	1	Trevis, 3b	3	1	2	1
Spediacci, p	3	1	2	2	Hayhurst, dh	1	0	0	0
Downs, 1b	1	0	1	1	Jeppson, dh	2	0	0	0
Graves, dh	3	0	1	1	Wilkinson, 1b	0	0	0	0
Helgeland, cf	3	0	1	1	O'Farrell, 2b	3	0	0	0
Rosenblad, 2b	0	0	0	0	Larsen, ss	2	0	0	0
					Arbogast, p	1	0	1	0
Totals	25	9	11	8		17	0	2	0

Washington 430 02 — 9 11 0
Utah 000 00 — 0 2 3
E - Wilkinson, O'Farrell, Larsen. LOB - UW 8, Utah 3, 2B - Topping, Smith.

Washington	IP	H	R	ER	BB	SO
Spediacci (W, 33-4)	5.0	2	0	0	1	6
Utah	IP	H	R	ER	BB	SO
Arbogast (L, 40-19)	5.0	11	9	5	5	0
WP - Arbogast. HBP - Leutinger, DePaul (By Arbogast).						

2000 COLLEGE WORLD SERIES OKLAHOMA CITY, OKLA. ASA HALL OF FAME STADIUM

May 25—UW 3, DePaul 2

DePaul	ab	r	h	bi	Washington	ab	r	h	bi
L. Bouck, ss	3	1	1	0	Leutinger, ss	3	0	2	2
Davis, lf	2	0	0	0	Hauxhurst, lf	3	0	1	0
Desecki, rf	2	1	1	2	DePaul, 3b	2	0	0	0
Chouinard, dh/p	3	0	0	0	Topping, c	2	0	0	0
Luna, 3b	3	0	0	0	Clark, rf	2	1	1	1
T. Bouck, 1b	3	0	0	0	Spediacci, p	2	1	1	0
Jakusz, cf	3	0	0	0	Downs, 1b	2	0	0	0
Campbell, 2b	2	0	0	0	Graves, dh	2	1	1	0
Allen, c	3	0	0	0	Helgeland, cf	2	0	0	0
Saacedra, p/dh	0	0	0	0	Rosenblad, 2b/ph	1	0	0	0
Totals	22	2	2	2		21	3	6	3

DePaul 200 000 0 — 2 2 0
Washington 030 000 x — 3 6 0
LOB - DePaul 2, UW 5, 2B - Leutinger. HR - Desecki, Clark. SB - DePaul. SH - Davis, Spediacci, Downs.

DePaul	IP	H	R	ER	BB	SO
Saavedra (L: 11-8)	1.2	4	3	3	0	0
Chouinard	4.1	2	0	0	3	3
Washington	IP	H	R	ER	BB	SO
Spediacci (W: 34-4)	7.0	2	2	2	2	5

May 26—UCLA 3, UW 2

UCLA	ab	r	h	bi	Washington	ab	r	h	bi
Freed, p	3	0	0	0	Leutinger, ss	2	1	1	0
Watley, ss	4	0	0	0	Hauxhurst, lf	3	0	0	0
Adams, 3b	4	1	2	0	DePaul, 3b	4	1	1	0
Hirawa, pr	0	0	0	0	Topping, c	1	0	1	0
Marshall, 1b	4	0	2	0	Simpson, pr	0	0	0	0
Rahn, pr	0	0	0	0	Clark, rf	4	0	1	2
Klein, 2b	4	2	2	2	Spediacci, cf/dh	2	0	0	0
Dale, dh	4	0	0	0	Downs, 1b	3	0	0	0
Mims, 1b	3	0	3	0	Graves, p/dh	3	0	0	0
Buck, cf	2	0	0	0	Helgeland, dp/cf	3	0	1	0
Brambila, rf	1	0	0	0	Rosenblad, 2b	0	0	0	0
Mejia, rf	0	0	0	0					
Totals	29	3	9	2		25	2	5	2

UCLA 012 000 0 — 3 9 0
Washington 000 020 0 — 2 5 0
LOB - UCLA 9, UW 9, 2B - Leutinger, Clark. HR - Klein. SB - Hirawa, Klein, Mims. SH - Brambila.

UCLA	IP	H	R	ER	BB	SO
Freed (W, 27-7)	7.0	5	2	2	6	6
Washington	IP	H	R	ER	BB	SO
Graves (L, 27-4)	6.0	9	3	3	3	6
Spediacci	1.0	0	0	0	0	2
WP - Spediacci. PB - Marshall. HBP - Spediacci (By Freed)						

May 27—Arizona 4, UW 2

Washington	ab	r	h	bi	Arizona	ab	r	h	bi
Leutinger, ss	4	0	0	0	Bauer, lf	4	0	0	0
Hauxhurst, lf	4	0	0	0	Giordano, cf	3	1	2	0
Topping, c	3	0	1	0	Swan, 2b	3	0	3	1
Simpson, pr	0	1	0	0	Mascarenas, 3b	2	0	0	1
Clark, rf	1	0	1	0	Collins, c	3	0	0	0
DePaul, 3b	3	0	1	0	Finch, p	2	1	0	0
Spediacci, p	3	0	0	0	Gill, rf	2	1	0	0
Downs, 1b	3	0	1	0	Andrade, ss	3	1	1	1
Bork, pr	0	0	0	0	Hanson, 1b	2	0	0	0
Helgeland, cf	3	1	1	1	Lemke, dh	0	0	0	0
Rosenblad, 2b	2	0	0	0					
Graves, dh	0	0	0	0					
Totals	26	2	5	1		24	4	6	3

Washington 001 100 0 — 2 5 1
Arizona 021 100 x — 4 6 1
E - DePaul, Mascarenas. LOB - UW 9, Arizona 7, 2B - Topping, Andrade, HR - Helgeland. SB - Gill. SH - DePaul. SF - Mascarenas.

Washington	IP	H	R	ER	BB	SO
Spediacci (L, 34-5)	6.0	6	4	3	2	6
Arizona	IP	H	R	ER	BB	SO
Finch (W, 29-2)	7.0	5	2	1	5	5
PB - Topping, Collins. HBP - Hanson (By Spediacci).						

NCAA Tournament Box Scores

2001 REGION NO. 5 NORMAN, OKLA.—OU SOFTBALL COMPLEX

May 17—UW 6, Seton Hall 0

Seton Hall						Washington					
ab	r	h	bi			ab	r	h	bi		
Richards, dh/rf	4	0	1	0		Roach, cf	3	0	0	0	
Smith rf/cf	3	0	1	0		Simpson, rf	3	0	0	0	
Kotynski, lf	3	0	0	0		Hauxhurst, lf	2	0	0	0	
Jackson, ss	3	0	0	0		Clark, ss	2	1	0	0	
Lamb, 3b	3	0	0	0		DePaul, 3b	2	0	0	0	
Mellin, 1b	3	1	2	0		Oleson, 1b	2	1	1	0	
Kirk, cf/dh	3	0	1	0		Rosenblad, 2b	0	0	0	0	
Kern, 2b	0	0	0	0		Jeffries, dh	3	1	1	2	
Kilbert, dh	0	0	0	0		Walsh, dh/p	3	1	1	1	
Barry, c	2	0	0	1		Hanson, c	3	0	2	1	
Berry, c	0	0	0	0		Bollinger, p/dh	0	0	0	0	
Beaver, p	1	0	0	0							
McDevitt, p	0	0	0	0							
Totals	23	0	1	0		Totals	23	6	6	6	

Seton Hall 000 000 0 — 0 1 0
Washington 300 300 x — 6 6 0
LOB - Seton Hall 3, UW 3. 2B - Hauxhurst. HR - Jeffries.
SB - Roach, Rosenblad. CS - Hauxhurst.

Seton Hall						UMass					
IP	H	R	ER	BB	SO	IP	H	R	ER	BB	SO
Beaver (L: 15-7)	4.0	6	6	6	2	3					
McDevitt	2.0	0	0	0	0	4					
Washington	IP	H	R	ER	BB	SO					
Bollinger (W: 34-6)	6.0	1	0	0	1	8					
Walsh	1.0	0	0	0	0	1					

WP - Beaver 2. HBP - Clark 2 (By Beaver, McDevitt)

May 18—UW 8, UMass 0

Washington						UMass					
ab	r	h	bi			ab	r	h	bi		
Roach, cf	4	1	0	0		Robustelli, ss	2	0	2	0	
Simpson, rf	4	0	0	2		Rooney, cf	3	0	0	0	
Hauxhurst, lf	3	1	1	1		Cross, 1b	2	0	0	0	
Clark, ss	3	2	1	0		Budrewicz, pr	0	0	0	0	
DePaul, 3b	3	1	3	2		Wheeler, 3b	1	0	0	0	
Oleson, 1b	2	1	2	0		Holtz, dh/p	2	0	1	0	
Rosenblad, 2b	3	1	2	2		Tomoguchi, lf	2	0	0	0	
Jeffries, dh	3	0	1	2		Bakken, 2b	2	0	0	0	
Holt, pr	0	1	0	0		Cahalan, c	2	0	0	0	
Tawney, pr	0	0	0	0		Perey, rf	2	0	0	0	
Walsh, p	0	0	0	0		Jeffries, p/dh	0	0	0	0	
Hanson, c	2	0	1	1							
Owen, pr	0	0	0	0							
Bollinger, p/dh	0	0	0	0							
Totals	27	8	11	8		Totals	18	0	3	0	

Washington 050 30 — 8 11 0
UMass 000 00 — 0 3 3
E - Robustelli, Wheeler 2. LOB - UW 6, UMass 6. 3B - Robustelli. SB - Roach, Simpson, DePaul, Budrewicz.

Washington						UMass					
IP	H	R	ER	BB	SO	IP	H	R	ER	BB	SO
Bollinger (W: 35-6)	4.0	3	0	0	1	6					
Walsh	1.0	0	0	0	0	0					
UMass	IP	H	R	ER	BB	SO					
Jeffries (L: 12-5)	1.0	5	5	5	1	0					
Holtz	4.0	6	3	0	1	3					

WP - Jeffries. HBP - Wheeler (By Bollinger), Robustelli (By Walsh)

May 19—Oklahoma 3, UW 2

Washington						Oklahoma					
ab	r	h	bi			ab	r	h	bi		
Roach, cf	3	0	0	0		Braitsch, ss	2	0	1	0	
Simpson, rf	3	0	1	2		Ring, lf	2	0	0	0	
Hauxhurst, lf	3	0	0	0		Carey, 1b	3	1	1	1	
Clark, ss	3	0	1	0		Barrett, c	2	0	0	0	
DePaul, 3b	3	0	0	0		Stump, rf	2	1	0	0	
Oleson, 1b	3	0	1	0		Evans, cf	3	1	1	0	
Rosenblad, 2b	3	1	1	0		Fulton, dh	3	0	0	0	
Jeffries, dh	1	0	0	0		Gulla, 3b	3	0	1	2	
Walsh, ph	1	0	0	0		White, pr	0	0	0	0	
Hanson, c	1	0	0	0		Washington, 2b	2	0	1	0	
Wicks, pr	0	1	0	0		Stewart, p	0	0	0	0	
Bollinger, p	0	0	0	0							
Totals	24	2	4	2		Totals	22	3	5	3	

Washington 002 000 0 — 2 4 0
Oklahoma 000 003 X — 3 5 0
LOB - UW 3, OU 7. 2B - Clark. 3B - Washington. HR - Carey. SB - Braitsch. SH - Jeffries

Washington						UMass					
IP	H	R	ER	BB	SO	IP	H	R	ER	BB	SO
Bollinger (L: 35-7)	6.0	5	3	3	6	7					
Oklahoma	IP	H	R	ER	BB	SO					
Stewart (W: 35-3)	7.0	4	2	2	1	4					
PB - Barrett											

May 20—UW 7, UMass 1

UMass						Washington					
ab	r	h	bi			ab	r	h	bi		
Robustelli, ss	4	0	1	0		Roach, cf	4	0	1	0	
Rooney, cf	3	0	1	0		Simpson, rf	4	1	0	0	
Cross, 1b	3	0	0	0		Hauxhurst, lf	4	1	2	0	
Wilson, pr	3	0	0	0		Clark, ss	4	2	3	1	
Wheeler, 3b	3	0	0	0		DePaul, 3b	3	1	2	2	
Holtz, dh	3	1	2	0		Oleson, 1b	4	1	3	0	
Tomoguchi, lf	3	0	1	0		Rosenblad, 2b	3	1	1	2	
Bakken, 2b	0	0	0	0		Jeffries, dh	3	0	3	2	
Cahalan, c	0	0	0	0		Tawney, pr	0	0	0	0	
Budrewicz, pr	2	0	0	1		Hanson, c	3	0	0	0	
Perey, rf	0	0	0	0		Bollinger, p/dh	0	0	0	0	
Hadley, p	1	0	0	0		Walsh, p	0	0	0	0	
Totals	25	1	3	0		Totals	32	7	15	7	

UMass 010 000 0 — 1 3 2
Washington 040 021 x — 7 15 1
E - Robustelli, Wheeler, Clark. DP - UMass - 1. LOB - UMass 4, UW 8. 2B - Clark, DePaul, Jeffries. SB - Budrewicz, Simpson 2. SF - DePaul.

UMass						Washington					
IP	H	R	ER	BB	SO	IP	H	R	ER	BB	SO
Hadley (L: 19-7)	6.0	15	7	7	0	3					
Washington	IP	H	R	ER	BB	SO					
Bollinger (W: 36-7)	5.0	3	1	0	1	2					
Walsh	2.0	0	0	0	0	3					

WP - Hadley.

May 20—Oklahoma 10, UW 2

Oklahoma						Washington					
ab	r	h	bi			ab	r	h	bi		
Braitsch, ss	5	2	3	3		Roach, cf	4	0	2	0	
Ring, lf	3	2	1	0		Simpson, rf	4	0	1	0	
Davis, ph	1	0	1	0		Hauxhurst, lf	4	0	2	0	
Carey, 1b	5	2	2	1		Clark, ss	3	1	2	1	
Barrett, c	4	0	4	0		DePaul, 3b	4	0	1	0	
Clark, pr	0	0	0	0		Oleson, 1b	3	1	0	0	
Stump, rf	5	0	2	2		Rosenblad, 2b	2	0	1	0	
Evans, cf	4	1	1	3		Jeffries, dh	2	0	1	1	
Fulton, dh	5	0	1	0		Holt, pr	0	0	0	0	
Gulla, 3b	2	1	1	0		Hanson, c	2	0	0	0	
White, pr	0	2	0	0		Norris, ph	1	0	0	0	
Washington, 2b	1	1	0	1		Bollinger, p	0	0	0	0	
Stewart, p	0	0	0	0		Walsh, p	0	0	0	0	
						Owen, p	0	0	0	0	
Totals	35	10	16	10		Totals	29	2	10	2	

Oklahoma 310 020 4 — 10 16 0
Washington 010 001 0 — 2 10 1
E - Oleson. LOB - OU 12, UW 10. HR - Clark. SB - Evans, Hauxhurst. CS - Clark. SH - Washington, Rosenblad

Oklahoma						Washington					
IP	H	R	ER	BB	SO	IP	H	R	ER	BB	SO
Stewart (W: 36-3)	7.0	10	2	2	2	5					
Washington	IP	H	R	ER	BB	SO					
Bollinger (L: 36-8)	5.0	11	6	6	2	4					
Walsh	1.0	2	3	3	4	1					
Owen	1.0	3	1	1	0	0					

WP - Bollinger, Walsh. PB - Hanson. HBP - Washington (By Bollinger), Jeffries (By Stewart).

2002 REGION NO. 6 ANN ARBOR, MICH.—ALUMNI FIELD

May 16—Oakland 0, UW 8

Oakland					Washington				
	ab	r	h	bi		ab	r	h	bi
Utecht, lf	2	0	0	0	Simpson, lf	3	2	2	0
Burns, 3b	3	0	1	0	Roach, cf	3	3	2	0
Piar, c	2	0	0	0	Clark, ss	3	2	2	1
Voss, p	2	0	0	0	Rivera, c	2	0	1	2
Anderson, p	0	0	0	0	Oleson, 1b	3	0	0	1
Granger, 1b	2	0	0	0	Fiske, 3b	3	0	1	0
Catanzaro, 2b	1	0	0	0	Jeffries, dp	0	0	0	0
Seffens, rf	2	0	0	0	Holt, pr	2	0	0	0
Evans, dp	1	0	0	0	Owen, rf	2	0	0	0
Johnson, ph	0	0	0	0	Nicholson, 2b	1	1	0	0
Hair, pr	0	0	0	0	Bollinger, p	0	0	0	0
Wilson, cf	1	0	0	0	Boek, p	0	0	0	0
Schulte, ph	1	0	1	0					
Petrie, pr	0	0	0	0					
Judge, ss	0	0	0	0					
Totals	17	0	2	0	Totals	22	8	8	4

NCAA Tournament Box Scores

2003 REGION NO. 5 LINCOLN, NEB.—BOWLIN STADIUM

May 15—UW 5, Creighton 1 Creighton

	ab	r	h	bi		ab	r	h	bi
Flores, 2b	2	0	0	0	Oleson, 2b	1	1	0	0
Hunt, 1b	3	0	1	0	Roach, cf	4	0	1	1
Rybar, cf	2	0	0	0	Clark, ss	4	0	0	0
Johnson, dh	3	1	1	1	Rivera, c	3	1	1	2
Shank, c	3	0	0	0	Fiske, 3b	2	1	1	1
Van Winkle, ss	2	0	0	0	Tyson, lf	2	1	0	0
Trapp, 3b	2	0	1	0	Hyatt, 1b	2	1	1	0
Herbster, ph	1	0	0	0	Twaney, pr	0	0	0	0
Dorsey, lf	3	0	1	0	Minor, rf	2	0	1	0
Ayers, rf	3	0	1	0	Jefferies,dh	3	0	1	1
Nielsen, p	0	0	0	0	Boek, p	0	0	0	0
Melton, p	0	0	0	0	Bollinger, p	0	0	0	0
Totals	25	1	4	1		23	5	6	5

Creighton 001 000 0 — 1 4 0
Washington 221 000 x — 5 6 2

E-Clark; Rivera. LOB - Bluejays 6; UW 7. HR-Johnson; Rivera; Fiske. HBP-Flores. SH-Rybar; Minor. SB-Oleson

Creighton	IP	H	R	ER	BB	SO
Nielsen (L: 19-6)	2.1	4	5	5	3	3
Melton	3.2	2	0	0	3	4
Washington	IP	H	R	ER	BB	SO
Boek (W: 18-4)	5.0	4	1	1	1	5
Bollinger	2.0	0	0	0	0	0

WP - Boek. HBP - Flores (by Boek).

May 16—UW 8, Mississippi State 0

Mississippi State					Washington				
	ab	r	h	bi		ab	r	h	bi
J. Nelson, p/rf	3	0	1	0	Oleson, 2b	4	1	1	1
Jaspers, 1b	3	0	1	0	Roach, cf	2	1	0	0
McMichael, cf	3	0	1	0	Clark, ss	4	2	3	3
Waterman, dh	2	0	0	0	Rivera, c	1	0	1	0
Brown, c	3	0	1	0	Twaney, pr	0	1	0	0
Williams, ss	3	0	1	0	Fiske, 3b	2	1	0	0
L. Nelson, 2b	2	0	0	0	Tyson, lf	3	1	1	2
Best, 2b	1	0	0	0	Hyatt, 1b	3	0	0	0
McDonald, 3b	2	0	0	0	Minor, rf	2	1	0	0
Tillman, lf/p	2	0	0	0	Hanson, dh	3	0	0	0
O'Nan, rf/pr	0	0	0	0	Bollinger, p	0	0	0	0
Massey, p	0	0	0	0					
Totals	24	0	5	0		24	8	6	6

Mississippi 000 000 — 0 5 1
Washington 000 000 x — 8 6 2

E-McDonald; Clark; Fiske. DP-UW1. LOB- Bulldogs 7; Huskies 5. 2b-Oleson; Tyson. HR-Clark. HBP-Roach 2; Minor. SB-Jaspers; McMichael; Roach, Minor.

Mississippi State	IP	H	R	ER	BB	SO
J. Nelson (L: 7-8)	5.0	3	2	2	2	2
Massey	0.0	0	1	0	1	0
Tillman	0.2	3	5	0	0	1
Washington	IP	H	R	ER	BB	SO
Bollinger	6.0	5	0	0	1	3

WP - J. Nelson. HB - Minor (by Nelson) Roach 2 (Nelson & Tillman)

May 17—UW 11, Iowa 0

Iowa					Washington				
	ab	r	h	bi		ab	r	h	bi
Oleson, 2b	3	0	1	0	K. Johnson, ss	2	0	1	0
Roach, cf	3	1	2	0	Boney, cf	1	0	0	0
Twaney, ph/cf	1	0	0	0	May, 3b	2	0	1	0
Clark, ss	4	2	2	1	J. Bashor, dh	2	0	0	0
Rivera, c	3	3	2	4	L. Bashor, lf	2	0	0	0
Fiske, 3b	3	2	1	1	Arnold, p	1	0	0	0
Tyson, lf	2	1	1	0	Birocci, p	0	0	0	0
Hyatt, 1b	2	1	0	0	Murray, ph	1	0	0	0
Bergan, 1b	0	0	0	0	Chipman, rf	1	0	0	0
Minor, rf	3	1	2	2	Park, 2b	2	0	0	0
Jeffries, dh	3	0	0	0	Hentges 1b	1	0	0	0
Bollinger, p	0	0	0	0	Thomson, ph	1	0	0	0
Boek, p	0	0	0	0	Huse, c	0	0	0	0
Totals	16	0	2	0		27	11	11	8

Washington 007 22 — 11 11 0
Iowa 001 00 — 0 2 2
E-L. Bashor; Hentges. LOB-Huskies 6; Hawkeyes 3. 2B-Clark; Minor. HR-Rivera 2; Fiske. SH-Boney. SB-Roach

Washington	IP	H	R	ER	BB	SO
Bollinger (W: 26-9)	4.0	2	0	0	0	4
Boek	1.0	0	0	0	1	1
Iowa	IP	H	R	ER	BB	SO
Arnold (L: 14-6)	2.1	5	3	3	1	0
Birocci	2.2	6	8	7	4	1

WP - Birocci. PB - Rivera.

MAY 18—UW 11, IOWA 0

Iowa					Iowa				
	ab	r	h	bi		ab	r	h	bi
Oleson, 2b	4	1	1	1	Boney, cf	2	0	0	0
Roach, cf	2	1	0	0	N. Johnson, ph	1	0	0	0
Bergan, ph	1	0	1	0	May, 3b	3	0	1	0
Twaney, cf	0	0	0	0	L. Bashor, lf	3	0	0	0
Clark, ss	3	2	2	3	J. Bashor, dh/c	2	0	0	0
Rivera, c	3	2	1	0	Chipman, rf	1	0	0	0
Fiske, 3b	3	1	1	1	Murray, ph	0	0	0	0
Jeffries, ph	0	1	0	0	Huse, c	1	0	0	0
Tyson, lf	3	1	1	1	Arnold, p	0	0	0	0
Hyatt, rf	1	1	0	1	Park, 2b	2	0	0	0
Minor, rf	4	0	2	1	Hentges 1b	2	0	0	0
Hanson, dh/c	3	1	1	2	Birocci, p	1	0	0	0
Bollinger, p	0	0	0	0					
Boek, p	0	0	0	0					
Totals	27	11	10	10		20	0	1	0

Washington 003 215 — 11 10 1
Iowa 000 000 — 0 1 1
E-Clark; K. Johnson. LOB-Huskies 11; Hawkeyes 4. 2B-Tyson. HR-Clark. HBP-Clark; Murray. SH-Roach; Hyatt

Washington	IP	H	R	ER	BB	SO
Bollinger (W: 27-9)	5.0	1	0	0	1	6
Boek	1.0	0	0	0	0	2
Iowa	IP	H	R	ER	BB	SO
Birocci (L: 29-9)	5.0	6	8	8	8	5
Arnold	1.0	4	3	3	2	2

WP - Arnold. HB - Murray (by Bollinger) Clark (by Birocci)

2003 COLLEGE WORLD SERIES OKLAHOMA CITY, OKLA. ASA HALL OF FAME STADIUM

May 22—UW 3, Oklahoma 1

	ab	r	h	bi		ab	r	h	bi
Evans, cf	3	0	0	0	Oleson, 2b	4	0	1	2
Vesely, rf	3	0	0	0	Roach, cf	3	0	0	0
Gulla, 3b	3	0	1	0	Clark, ss	3	1	2	1
Leslie, pr	0	0	0	0	Rivera, c	2	0	0	0
Enea, 1b	3	0	0	0	Fiske, 3b	3	0	0	0
Braitsch, ss	3	0	0	0	Tyson, lf	2	0	0	0
Scaglione, c	2	0	0	0	Hyatt, 1b	3	0	0	0
Stump, dh	2	1	1	1	Twaney, pr	0	1	0	0
Keiter, p	2	0	1	0	Minor, rf	2	1	1	0
Shimasaki, pr	0	0	0	0	Hanson, dh	2	0	0	0
Valdz, lf	2	0	0	0	Bollinger, p	0	0	0	0
Weight, 2b	0	0	0	0					
Totals	23	1	3	1		24	3	4	3

Oklahoma 001 000 0 — 1 3 0
Washington 000 100 2 — 3 4 1
E-Oleson. LOB-Huskies 5; Sooner . 2B-Oleson (5); Gulla (7). HR-Clark (17); Stump (3). SH-Hanson (7).

Oklahoma	IP	H	R	ER	BB	SO
Keiter (L: 33-8)	7.0	4	3	3	4	8
Washington	IP	H	R	ER	BB	SO
Bollinger (W: 28-9)	7.0	3	1	1	0	2

May 23—UW 1, Arizona 2

Arizona					Washington				
	ab	r	h	bi		ab	r	h	bi
Champion, lf	4	0	0	0	Oleson, 2b	3	0	1	0
Fossatti, rf	4	0	1	0	Roach, cf	3	0	0	0
Jung, ss	3	0	2	0	Clark, ss	3	0	0	0
Vandergest, c	0	1	0	0	Rivera, c	2	1	2	1
Allen, 1b	2	0	0	0	Fiske, 3b	3	0	1	0
Coburn, 3b	3	0	1	1	Twaney, pr	0	0	0	0
Palomarez, dh	2	0	0	0	Tyson, lf	3	0	0	0
V. Liechtenst, pr	2	1	1	1	Hyatt, 1b	3	0	0	0
Ribellia, 2b	2	1	0	0	Minor, rf	3	0	0	0
Farley, cf	2	0	1	0	Hanson, dh	2	0	0	0
Hollowell, p	0	0	0	0	Bollinger, p	0	0	0	0
					Boek, p	0	0	0	0
Totals	23	2	6	1		25	1	4	1

Arizona 010 000 1 — 2 6 0
Washington 000 100 0 — 1 4 3
E-Olesen (13); Fiske (16); Hyatt (12). DP-Huskies 2. LOB- Wildcats 6; Huskies 4. HR-Rivera (25). SH-Vandergest 2; Allen; Ribellia; Farley. SB-Twaney (5).

Arizona	IP	H	R	ER	BB	SO
Hollowell (W: 40-3)	7.0	4	1	1	1	13
Washington	IP	H	R	ER	BB	SO
Bollinger (L: 18-5)	5.0	6	1	1	1	1
Boek	2.0	0	1	0	0	1

MAY 24—UW 1, UCLA 2

	ab	r	h	bi		ab	r	h	bi
Watley, ss	3	1	1	0	Oleson, 2b	3	0	1	0
Benyi, rf	3	0	0	0	Roach, cf	3	0	0	0
Mims, 3b	2	1	2	2	Clark, ss	2	0	0	0
Sua, 1b	3	0	0	0	Rivera, c	3	0	0	0
Ramos, cf	3	0	0	0	Fiske, 3b	3	0	1	0
Zaplatoch, c	1	0	0	0	Twaney, pr	0	0	0	0
Auelua, dh	2	0	0	0	Tyson, lf	3	0	0	0
Mejia, 2b	2	0	1	0	Minor, rf	2	1	1	1
Duran, lf	2	0	0	0	Hyatt, 1b	3	0	0	0
Goerl, p	0	0	0	0	Hanson, dh	2	0	1	0
					Boek, p	0	0	0	0
Totals	21	2	4	2		24	1	4	1

Washington 000 010 0 — 1 4 0
UCLA 001 001 x — 2 4 0
LOB-Huskies 4; Bruins 3. 2B-Hanson (4). HR - Minor (6); Mims (22). CS - Clark.

UCLA	IP	H	R	ER	BB	SO
Goerl (W: 37-7)	7.0	4	1	1	2	7
Washington	IP	H	R	ER	BB	SO
Boek (L: 18-6)	6.0	4	2	2	2	4

2004 REGION NO. 8 ATHENS, GA.—WOMEN'S ATHLETIC COMPLEX

May 20—UTC 1, UW 4

	ab	r	h	bi		ab	r	h	bi
Cochran, lf	4	0	2	0	Lastrapes, 2b	4	2	4	0
Herbet, cf	4	0	2	0	Minor, rf	3	1	1	0
Ramirez, 3b	4	0	2	1	Hyatt, 1b	4	0	2	2
Barron, 1b	2	0	1	0	Wilkinson, pr	0	1	0	0
Galloway, pr	0	0	0	0	Rivera, c	3	0	2	0
Johnson, c	3	0	0	0	Tyson, dh	4	0	0	0
Pickett, 2b	3	0	0	0	Fiske, 3b	3	0	1	1
Hoiness, dh	3	0	0	0	Oleson, ss	2	0	0	0
Thomas, rf	2	0	0	0	Jeffries, lf	3	0	1	0
Favor, ss	3	1	1	0	Roach, cf	3	0	0	0
Swarthout, p	0	0	0	0	Boek, p	0	0	0	0
Totals	28	1	8	1		29	4	11	3

NCAA Tournament Box Scores

May 22—Georgia Tech 0, UW 2

Georgia Tech					Washington				
ab	r	h	bi		ab	r	h	bi	
Reddick, cf	3	0	0		Lastrapes, 2b	3	1	2	0
Kumar, 3b	3	0	0		Minor, rf	1	0	0	0
Knudsen, ss	3	0	0		Hyatt, 1b	2	0	0	1
Bartle, dh	3	0	2	0	Rivera, c	1	0	0	0
Donovan, 2b	3	0	0	0	Tyson, dh	3	0	0	0
Wissmann, lf	3	0	0	0	Fiske, 3b	2	0	0	0
Hull, 1b	3	0	0	0	Oleson, ss	3	0	1	0
Waugh, c	2	0	0	0	Jeffries, lf	3	0	0	0
Schlichte, pr	0	0	0	0	Roach, cf	3	1	2	0
Hosier, rf	3	0	1	0	Boek, p	0	0	0	0
Sallinger, p	0	0	0	0					
Totals	26	0	3	0	Totals	21	2	5	1

Georgia Tech 000 000 0 — 0 3 0
 Washington 000 020 x — 2 5 2
 E-Fiske; Oleson. LOB - GT 6; UW 7. HBP - Minor; Rivera. SF - Hyatt. SB - Oleson. CS - Oleson.

Georgia Tech					IP	H	R	ER	BB	SO
Sallinger	6				5	2	2	3	7	
Washington					IP	H	R	ER	BB	SO
Boek (W: 28-11)	7				3	0	0	1	7	

HBP - by Sallinger, J (Rivera); by Sallinger, J (Minor). BK - Sallinger, J.

May 23—Georgia Bulldogs 1, UW 3

Georgia Tech					Washington				
ab	r	h	bi		ab	r	h	bi	
Barber, cf	4	0	2	0	Lastrapes, 2b	3	0	1	0
Lewis, ss	3	0	0	0	Minor, rf	3	1	1	0
McKeon, c	4	0	1	1	Hyatt, 1b	3	0	0	0
Godfrey, 1b	1	1	0	0	Rivera, c	2	1	0	0
Green, dh	2	0	0	0	Tyson, dh	3	0	1	1
Cook, pr	0	0	0	0	Fiske, 3b	3	0	2	1
Knight, rf	3	0	0	0	Wilkinson, pr	0	0	0	0
Milner, lf	1	0	1	0	Oleson, ss	3	1	1	0
Todd, pr	0	0	0	0	Jeffries, lf	3	0	0	0
Jarvis, 3b	2	0	1	1	Roach, cf	2	0	1	1
McAllister, 2b	3	0	0	0	Boek, p	0	0	0	0
Carroll, p	0	0	0	0					
Totals	23	1	5	1	Totals	25	3	7	3

Georgia Bulldogs 000 001 0 — 1 5 0
 Washington 000 012 x — 3 7 1
 E-Oleson. LOB - Georgia 8; UW 5. 2B - Minor. HBP - Godfrey; Milner 2. SH - Lewis (36); Green (7); Jarvis (5). CS - Barber (9).

Georgia Bulldogs					IP	H	R	ER	BB	SO
Carroll	6				7	3	3	1	7	
Washington					IP	H	R	ER	BB	SO
Boek (W: 29-11)	7				5	1	1	1	4	

HBP - By Boek (Milner); By Boek (Godfrey); By Boek (Milner).

2004 COLLEGE WORLD SERIES OKLAHOMA CITY, OKLA. ASA HALL OF FAME STADIUM

May 27—UW 2, Oklahoma 6

Oklahoma					Washington				
ab	r	h	bi		ab	r	h	bi	
Dickson, 3b	3	2	1	0	Lastrapes, 2b	4	0	1	0
Vesely, cf	3	1	2	2	Minor, rf	3	1	0	0
Scaglione, c	3	1	0	0	Hyatt, 1b	3	0	2	0
Spaulding, pr	0	0	0	0	Rivera, c	1	1	0	0
Enea, 1b	4	1	3	1	Wilkinson, pr	0	0	0	0
Leslie, lf	3	0	1	1	Tyson, dh	3	0	0	1
Fox, rf	3	0	0	0	Fiske, 3b	4	0	0	0
Mena, dh	3	0	1	2	Oleson, ss	4	0	0	1
Keiter, p	3	0	1	0	Jeffries, lf	3	0	1	0
Prather, pr	0	1	0	0	Roach, cf	3	0	0	0
Valdz, 2b	3	0	0	0	Boek, p	0	0	0	0
Overtun, ss	0	0	0	0					
Totals	28	6	9	6	Totals	28	2	8	2

Washington 101 000 0 — 2 8 2
 Oklahoma 400 002 x — 6 9 1
 E-Oleson 2. Dickson. LOB - Huskies 11; Sooner 7. 2B-Vesely. HBP - Minor; Rivera. SH - Tyson.

Oklahoma					IP	H	R	ER	BB	SO
Keiter (W: 22-13)	7.0	8	2	2	3	5				
Washington					IP	H	R	ER	BB	SO
Boek (L: 29-12)	6.0	9	6	2	3	5				

HBP - by Keiter (Minor); by Keiter (Rivera).

May 29—Florida St. 2, UW 0

Florida State					Washington				
ab	r	h	bi		ab	r	h	bi	
Wootson, 2b	3	0	0	0	Lastrapes, 2b	4	0	0	0
Jacob, lf	3	0	0	0	Minor, rf	4	0	1	0
VanderLinden, p	2	1	2	0	Hyatt, 1b	4	0	1	0
Palmer, dh	2	0	0	0	Rivera, c	1	0	0	0
George, ss	3	1	1	2	Wilkinson, pr	0	0	0	0
Wade, 1b	3	0	1	0	Tyson, dh	3	0	0	0
Vasquez, c	3	0	0	0	Fiske, 3b	3	0	0	0
Brieske, cf	3	0	0	0	Oleson, ss	3	0	2	0
Davis, rf	1	0	0	0	Jeffries, lf	0	0	0	0
Hoffer, 3b	0	0	0	0	Roach, cf	3	0	1	0
					Boek, p	0	0	0	0
Totals	23	2	4	2	Totals	25	0	4	0

Florida State 000 200 0 — 2 4 1
 Washington 000 000 0 — 0 4 0
 E - Hoffer. DP - Huskies 1. LOB - Seminoles 3; Huskies 9. 2B-Minor. HR - George. HBP - VanderLinden; Jeffries. SH - Palmer; Jeffries (2).

Florida State					IP	H	R	ER	BB	SO
Van der Linden (W: 29-8)	7.0	4	0	0	2	10				
Washington					IP	H	R	ER	BB	SO
Boek (L: 29-13)	7.0	4	2	2	1	2				

2005 REGION NO. 8 LINCOLN, NEB. — BOWLIN STADIUM

May 20—Creighton 1, Washington 2

Oklahoma					Washington				
ab	r	h	bi		ab	r	h	bi	
Flores, 2b	3	1	0	0	Lastrapes, 2b	3	0	1	0
Dorsey, cf	3	0	1	0	Charters, ss	5	0	1	0
Fukumoto, c	3	0	2	1	Rivera, c	3	1	0	0
Meade, pr	0	0	0	0	Wilkinson, pr	0	0	0	0
Johnson, 1b	5	0	0	0	Fiske, 3b	5	0	0	0
Egan, dp	5	0	0	0	Minor, cf	5	1	1	0
Merkel, ss	4	0	0	0	Hyatt, 1b	5	0	1	1
Ramsey, lf	4	0	0	0	Noble, dp	5	0	1	1
Reiss, 3b	4	0	1	0	Greer, rf	1	0	0	0
Ayers, rf	3	0	0	0	Hansen, lf	3	0	0	0
Marciano, pr	1	0	0	0	Bergan, ph	1	0	0	0
Nielsen, p	0	0	0	0	Boek, p	0	0	0	0
Totals	35	1	4	1	Totals	36	2	5	2

Creighton 000 000 001 01 — 1 4 2
 Washington 000 000 000 02 — 2 5 2
 E - Fukumoto; Reiss; Lastrapes, Charters. DP - Bluejays 1. LOB - Bluejays 7, Huskies 9. 2B - Lastrapes. HBP - Dorsey; Rivera, Greer. SH - Dorsey, Fukumoto. SB - Dorsey. CS - Dorsey.

Creighton					IP	H	R	ER	BB	SO
Nielsen (L: 28-7)	10.2	5	2	2	4	10				
Washington					IP	H	R	ER	BB	SO
Boek (W: 18-12)	11.0	4	1	1	3	18				

HBP - by Boek (Dorsey); by Nielsen (Greer, Rivera)

May 21—Washington 7, Nebraska 6

Washington					Nebraska				
ab	r	h	bi		ab	r	h	bi	
Lastrapes, 2b	5	0	3	0	Steffan, 2b	4	1	1	0
Charters, ss	5	1	3	1	Yoachim, 3b	2	1	0	0
Coury, pr	0	0	0	0	Rock, rf	3	1	0	0
Rivera, c	4	1	1	0	Lawrick, 1b	4	0	2	2
Fiske, 3b	5	0	1	0	Tannahill, cf	4	1	2	0
Minor, cf	3	2	2	4	Waldecker, c	1	1	0	0
Hyatt, 1b	4	2	3	2	Tacha, pr	0	0	0	0
Wilkinson, pr	0	0	0	0	Porter, ss	2	1	1	0
Noble, p/dp	4	0	1	0	Kier, lf	4	0	0	1
Greer, rf	4	0	0	0	Kleinsmith, dp	3	0	1	1
Hansen, lf	2	1	0	0	DeBuhr, p	0	0	0	0
Bork, dp/p	0	0	0	0	Keen, p	0	0	0	0
Totals	36	7	14	7	Totals	6	7	4	

Washington 030 004 0 - 7 14 2
 Nebraska 031 200 0 - 6 7 1
 E - Charters, Boek, Steffan. LOB - Huskies 13; Huskers 8. 2B - Charters, Fiske, Kleinsmith. HR - Minor (2), Hyatt (2). HBP - Yoachim, Waldecker. SH - Yoachim; Rock.

Washington					IP	H	R	ER	BB	SO
Noble	1.2	2	3	2	1	2				
Boek (W: 19-12)	5.1	5	3	1	3	4				
Nebraska					IP	H	R	ER	BB	SO
DeBuhr (L: 24-20)	6.0	12	7	6	5	11				
Keen	1.0	2	0	0	0	2				

HBP - by Noble (Waldecker), by Boek 9Yoachim).



The 2003 squad made it back to the World Series after a two-year absence. The Huskies defeated Oklahoma in the series opener before dropping a pair of one-run games to Arizona and UCLA.



Dominique Lastrapes opened the 2004 Regional Tournament with 10 consecutive hits, tying the NCAA record.

NCAA Tournament Box Scores

May 22—Washington 2, Iowa 0

Washington					Iowa				
ab	r	h	bi		ab	r	h	bi	
Lastrapes, 2b	4	0	4	1	May, ss	3	0	0	0
Charters, ss	3	0	0	0	Downs, 2b	2	0	0	0
Rivera, c	3	0	1	0	Johnson, ph	1	0	0	0
Coury, pr	0	0	0	0	Murray, rf	3	0	0	0
Fiske, 3b	4	0	1	0	Nichols, dp	3	0	0	0
Wilkinson, pr	0	1	0	0	Baugh, c	2	0	0	0
Minor, cf	4	0	0	0	Birocci, p	2	0	0	0
Hyatt, 1b	2	1	1	1	Arnold, p	0	0	0	0
Ellinger, pr	0	0	0	0	Heidgerken, cf	2	0	0	0
Noble, dp	3	0	1	0	Spratt, lf	2	0	1	0
Greer, rf	3	0	0	0	Ackerson, 1b	2	0	0	0
Hansen, lf	1	0	0	0	Ruff, 3b	0	0	0	0
Boek, p	0	0	0	0					
Totals	27	2	8	2	Totals	22	0	1	0

Washington 000 002 0 - 2 8 0
 Nebraska 000 000 0 - 0 1 0
 LOB - Huskies 9; Iowa 2. 2B - Lastrapes; Fiske. HBP - Hansen; Baugh. SH - Charters. SB - Hedgerkan.

Washington	IP	H	R	ER	BB	SO
Boek (W: 20-12)	7.0	1	0	0	0	10
Iowa	IP	H	R	ER	BB	SO
Birocci (L: 29-9)	6.1	8	2	2	3	4
Arnold	0.2	0	0	0	0	0

HBP - by Birocci (Hansen); by Boek (Baugh)

2005 ANN ARBOR SUPER REGIONAL ANN ARBOR, MICH. — ALUMNI STADIUM

May 27—Washington 1, Michigan 4

Washington					Michigan				
ab	r	h	bi		ab	r	h	bi	
Lastrapes, 2b	2	0	0	0	Haas, 2b	3	0	1	0
Charters, ss	3	0	0	0	Giampaolo, cf	4	1	1	1
Rivera, c	3	1	1	1	Merchant, ss	2	1	1	0
Fiske, 3b	3	0	0	0	Findlay, 1b	4	0	0	0
Minor, cf	2	0	0	0	Motycka, dp	2	0	1	0
Hyatt, 1b	3	0	0	0	Teschler, pr	2	0	1	0
Noble, dp	2	0	0	0	Leutele, 3b	1	1	0	0
Greer, rf	2	0	0	0	Bercaw, rf	3	1	1	0
Hansen, lf	2	0	0	0	Marx, c	2	0	1	0
Boek, p	0	0	0	0	Milian, lf	3	0	1	0
					Ritter, p	0	0	0	0
Totals	22	1	1	1	Totals	26	4	8	3

Washington 000 000 1 - 1 1 3
 Michigan 000 040 x - 4 8 0
 E - Charters, Greer, Boek. LOB - Huskies 2; Wolverines 10. 2B - Teschler. HR - Rivera; Giampaolo. HBP - Leutele. SH - Haas. SB - Lastrapes. CS - Teschler.

Washington	IP	H	R	ER	BB	SO
Boek (L: 20-13)	6.0	8	4	4	4	9
Michigan	IP	H	R	ER	BB	SO
Ritter (W: 32-1)	7.0	1	1	1	2	11

HBP - by Boek (Leutele).

May 28—Michigan 2, Washington 3

Michigan					Washington				
ab	r	h	bi		ab	r	h	bi	
Haas, 2b	4	1	1	1	Lastrapes, 2b	3	0	2	0
Giampaolo, cf	4	0	0	0	Charters, ss	3	0	1	0
Merchant, ss	2	0	1	0	Rivera, c	1	0	0	0
Findlay, 1b	3	0	0	0	Wilkinson, pr	0	1	0	0
Motycka, dp	4	0	0	0	Hyatt, 1b	2	0	0	0
Leutele, 3b	2	1	2	1	Minor, cf	3	0	0	0
Bercaw, rf	3	0	1	0	Fiske, 3b	3	0	0	0
Marx, c	3	0	1	0	Noble, p/dp	3	1	1	1
Milian, lf	3	0	1	0	Greer, rf	3	1	2	1
Ritter, p	0	0	0	0	Hansen, lf	3	0	0	0
					Boek, p	0	0	0	0
Totals	28	2	7	2	Totals	24	3	6	2

Michigan 001 001 0 - 2 7 1
 Washington 010 110 x - 3 6 0
 E - Merchant. LOB - Wolverines 9; Huskies 6. 2B - Lastrapes. HR - Hass; Leutele; Noble; Greer. HBP - Findlay; Leutele. SH - Hyatt. SB - Charters.

Michigan	IP	H	R	ER	BB	SO
Ritter (L: 32-2)	6.0	6	3	2	2	10
Washington	IP	H	R	ER	BB	SO
Noble (W: 15-8)	6.0	7	2	2	1	5
Boek	1.0	0	0	0	1	1

HBP - by Noble (Leutele); by Boek (Findlay).

May 28—Michigan 11, Washington 2

Michigan					Washington				
ab	r	h	bi		ab	r	h	bi	
Haas, 2b	4	0	0	0	Lastrapes, 2b	2	0	0	0
Giampaolo, cf	3	3	2	1	Charters, ss	3	1	2	0
Merchant, ss	4	2	1	0	Rivera, c	3	1	2	2
Findlay, 1b	4	3	2	2	Hyatt, 1b	1	0	0	0
Motycka, dp	4	1	2	4	Minor, cf	2	0	0	0
Leutele, 3b	4	1	3	3	Fiske, 3b	3	0	0	0
Bercaw, rf	3	0	0	0	Noble, dp/p	3	0	1	0
Marx, c	2	0	0	0	Greer, rf	2	0	0	0
Weatherdon, pr	0	1	0	0	Hansen, lf	1	0	0	0
Milian, lf	2	0	2	0	Boek, p	0	0	0	0
Wilson, p	0	0	0	0					
Ritter, p	0	0	0	0					
Totals	30	11	12	10	Totals	20	2	5	2

Michigan 022 403 - 11 12 0
 Washington 200 000 - 2 5 2
 E - Rivera; Hansen. DP - Wolverines 1. LOB - Wolverines 5; Huskies 5. 2B - Findlay. HR - Giampaolo; Motycka; Leutele; Rivera. SH - Bercaw; Milian; Hansen.

Michigan	IP	H	R	ER	BB	SO
Wilson	2.0	5	2	2	2	1
Ritter (W: 33-2)	4.0	0	0	0	2	5
Washington	IP	H	R	ER	BB	SO
Boek (L: 20-14)	3.2	9	8	8	2	6
Noble	2.1	3	3	0	0	4



Ashley Boek (right) and Dominique Lastrapes were named to the Regional All-Tournament teams in 2004 and 2005. Lastrapes was the 2004 MVP and Boek was the 2005 MVP.



Aimee Minor is a three-time All-Regional team honoree.



HUSKY HISTORY

Awards & Honors

NFCA/LOUISVILLE SLUGGER ALL-AMERICA (29)

1994:	Angie Marzetta, OF (third)
1996:	Michelle Church, 1B (first) Heather Meyer, P (first) Sara Pickering, AL (first) Jennifer Cline, C (second) Becky Newbry, AL (third)
1997:	Sara Pickering, 2B (first) Shelley Brown, OF (second) Becky Newbry, AL (second)
1998:	Jamie Graves, P (second) Jennifer Spediacci, P (second) Eve Gaw, AL (third) Rosie Leutzinger, SS (third)
1999:	Becky Newbry, OF (first) Jamie Graves, P (second)
2000:	Jamie Graves, P (first) Jennifer Spediacci, P (first) Jenny Topping, UT (first) Jaime Clark, OF (second)
2001:	Tia Bollinger, P (third) Jaime Clark, SS (third) Kelly Hauxhurst, OF (third)
2002:	Jaime Clark, AL (first) Kristen Rivera, C (second)
2003:	Tia Bollinger, P (second) Kristen Rivera, C (first)
2004:	Dominique Lastrapes, AL (third) Kristen Rivera, C (first)
2005:	Kristen Rivera, C (first)

NCAA POSTGRADUATE SCHOLARSHIP (2)

1996:	Michelle Church
2000:	Jennifer Spediacci

COSIDA/GTE ACADEMIC ALL-AMERICA (2)

1996:	Michelle Church, IF (second)
2000:	Jennifer Spediacci, P (second)

GTE ACADEMIC ALL-DISTRICT VIII (7)

1994:	Stephanie Burns, P Michelle Church, IF
1995:	Michelle Church, IF
1996:	Michelle Church, IF Mindy Williams, OF
2000:	Jennifer Spediacci, P Kelly Hauxhurst, OF

NCAA COLLEGE WORLD SERIES ALL-TOURNAMENT TEAM (12)

1996:	Jennifer Cline, C Sara Pickering, 2B Tami Storseth, SS Mindy Williams, OF
1997:	Jamie Graves, P Sara Pickering, 2B
1998:	Kelly Hauxhurst, OF Jennifer Spediacci, P
1999:	Kim DePaul, 3B Melissa Downs, 1B Jennifer Spediacci, P
2000:	Jaime Clark, OF

NCAA REGIONAL ALL-TOURNAMENT TEAM (37)

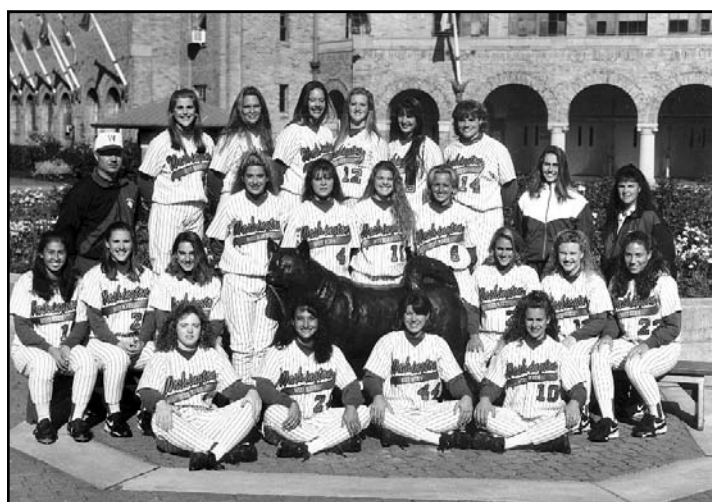
1997:	Sara Pickering, 2B (MVP) Shelley Brown, OF Jamie Graves, P Becky Newbry, OF Leanne Rosser, OF
1998:	Jennifer Spediacci, P (MVP)

Kelly Hauxhurst, OF
Erin Helgeland, OF
Becky Newbry, IF

1999:	Jamie Graves, P (MVP) Kelly Hauxhurst, OF Rosie Leutzinger, SS Becky Newbry, OF Jennifer Spediacci, P
2000:	Jennifer Spediacci, P (MVP) Jamie Graves, P Kelly Hauxhurst, OF Rosie Leutzinger, SS Jenny Topping, C
2001:	Tia Bollinger, P Jaime Clark, SS Kim DePaul, 3B Courtney Jeffries, DP Amanda Oleson, 1B
2002:	Jaime Clark, SS Amanda Oleson, 1B Becky Simpson, OF
2003:	Tia Bollinger, P (Co-MVP) Kristen Rivera, C (Co-MVP) Aimee Minor, OF
2004:	Dominique Lastrapes, 2B (MVP) Ashley Boek, P Aimee Minor, OF
2005:	Ashley Boek, P (MVP) Sarah Hyatt, 1B Dominique Lastrapes, 2B Aimee Minor, OF

ALL-PACIFIC REGION (47)

1993:	Angie Marzetta, OF (second)
1994:	Angie Marzetta, OF (first) Shelley Brown, OF (second) Stephanie Burns, P (second) Michelle Church, 1B (second) Sara Pickering, 2B (second)
1995:	Shelley Brown, OF (first) Eve Gaw, P (second) Kara Gustine, DP (second)
1996:	Michelle Church, 1B (first)



1996 Washington Huskies - College World Series runners-up



1999 Washington Huskies - College World Series runners-up



Heather Tarr was a three-time All-Pac-10 selection.



Heather Meyer earned All-Pac-10 honors in 1996 after leading the conference with a 1.23 ERA.

ALL-PAC-10 CONFERENCE (90)

	Heather Meyer, P (first)
	Jennifer Cline, C (second)
	Becky Newbry, OF (second)
	Sara Pickering, 2B (second)
1997:	Shelley Brown, OF (first)
	Becky Newbry, UT (first)
	Sara Pickering, 2B (first)
	Jennifer Spediacci, P (second)
	Heather Tarr, 3B (second)
1998:	Rosie Leutzinger, IF (first)
	Jennifer Spediacci, P (first)
	Eve Gaw, UT (second)
	Jamie Graves, P (second)
	Erin Helgeland, OF (second)
1999:	Jamie Graves, P (first)
	Becky Newbry, OF (first)
	Rosie Leutzinger, SS (second)
2000:	Jaime Clark, OF (first)
	Jennifer Spediacci, P (first)
	Jenny Topping, UT (first)
	Jamie Graves, P (second)
2001:	Kelly Hauxhurst, OF (first)
	Tia Bollinger, P (second)
	Jaime Clark, SS (second)
	Amanda Oleson, UT (second)
2002:	Tia Bolinger (second)
	Jaime Clark (second)
	Kristen Rivera (second)
	Rita Roach (first)
	Becky Simpson (second)
2003:	Tia Bollinger (second)
	Kristen Rivera (first)
2004:	Dominique Lastrapes (second)
	Kristen Rivera (first)
2005:	Sarah Hyatt (second)
	Dominique Lastrapes (second)
	Kristen Rivera (first)


1993:	Angie Marzetta, OF (first)
	Michelle Church, IF (second)
1994:	Michelle Church, IF (first)
	Angie Marzetta, OF (first)
	Shelley Brown, OF (second)
	Stephanie Burns, P (second)
	Jennifer Cline, C (second)
	Sara Pickering, IF (second)
	Tami Storseth, IF (hm)
	Nancy Wagner, P (hm)
	Mindy Williams, OF (hm)
1995:	Michelle Church, IF (first)
	Jennifer Cline, C (first)
	Sara Pickering, IF (first)
	Stephanie Burns, P (second)
	Shelley Brown, OF (second)
	Eve Gaw, P (second)
	Tami Storseth, IF (second)
	Kara Gustine, IF (hm)
	Heather Tarr, IF (hm)
1996:	Michelle Church, IF (first)
	Jennifer Cline, C (first)
	Heather Meyer, P (first)
	Sara Pickering, IF (first)
	Becky Newbry, IF (second)
	Tami Storseth, IF (second)
	Shelley Brown, OF (hm)
	Stephanie Burns, P (hm)
	Eve Gaw, P (hm)
	Heather Tarr, IF (hm)
1997:	Becky Newbry, 1B/C (first)
	Sara Pickering, 2B (first)
	Shelley Brown, OF (second)
	Leanne Rosser, OF (second)
	Jennifer Spediacci, P/1B (second)
	Eve Gaw, P (hm)

	Jamie Graves, P (hm)
	Heather Tarr, 3B (hm)
1998:	Eve Gaw, P (first)
	Jamie Graves, P (first)
	Rosie Leutzinger, IF (first)
	Jennifer Spediacci, P (first)
	Kim DePaul, IF (second)
	Erin Helgeland, OF (hm)
	Becky Newbry, IF (hm)
1999:	Jamie Graves, P (first)
	Becky Newbry, OF (first)
	Jennifer Spediacci, P (first)
	Kim DePaul, 3B (hm)
	Melissa Downs, 1B (hm)
	Rosie Leutzinger, SS (hm)
2000:	Jaime Clark, OF/SS (first)
	Jamie Graves, P (first)
	Jennifer Spediacci, P (first)
	Jenny Topping, P (first)
	Kim DePaul, 3B (second)
	Rosie Leutzinger, SS/OF (second)
	Kelly Hauxhurst, OF (hm)
2001:	Tia Bollinger, P (first)
	Jaime Clark, SS (first)
	Kelly Hauxhurst (second)
	Kim DePaul (hm)
	Amanda Oleson (hm)
	Christie Rosenblad (hm)
2002:	Jaime Clark (first)
	Kristen Rivera (first)
	Rita Roach (second)
	Tia Bollinger (hm)
	Becky Simpson (hm)
2003:	Ashley Boek (hm)
	Tia Bollinger (second)
	Jaime Clark (first)
	Kathy Fiske (second)
	Sarah Hyatt (hm)

Awards & Honors



1996 Washington Huskies - Pac-10 Champions



2000 Washington Huskies - Pac-10 Champions

Aimee Minor (hm)
Kristen Rivera (first)
Dena Tyson (hm)

2004: Ashley Boek (second)
 Kathy Fiske (second)
Sarah Hyatt (hm)
Dominique Lastrapes (hm)
 Amanda Oleson (hm)
 Kristen Rivera (first)

2005: Ashley Charters (second)
 Kathy Fiske (second)
Lauren Greer (hm)
Sarah Hyatt (hm)
Dominique Lastrapes (hm)
Aimee Minor (hm)
 Kristen Rivera (first)

ACADEMIC ALL-PAC-10 (55)

1993: Stephanie Burns (first)
 Michelle Church (first)
 Mindy Williams (hm)

1994: Stephanie Burns (first)
 Michelle Church (first)
 Sara Pickering (first)
 Karen Shaull (first)
 Megan Wikstrom (hm)
 Mindy Williams (hm)

1995: Michelle Church (first)
 Sara Pickering (first)
 Heather Tarr (first)
 Mindy Williams (first)
 Stephanie Burns (second)
 Kara Gustine (second)

1996: Michelle Church (first)
 Sara Pickering (first)
 Heather Tarr (first)
 Mindy Williams (first)
 Stephanie Burns (second)
 Leah Francis (second)
 Allison Mick (second)

1997: Sara Pickering (first)
 Heather Tarr (first)
 Leah Francis (second)

1998: Leah Francis (first)
 Jeanine Giordano (first)

Jennifer Spediacci (first)
 Angela Bennett (second)
 Rosie Leutzinger (second)

1999: Jeanine Giordano (first)
 Jamie Graves (first)
 Rosie Leutzinger (first)
 Jennifer Spediacci (first)
 Kelly Hauxhurst (second)
 Kim DePaul (hm)
 Christie Rosenblad (hm)

2000: Jeanine Giordano (first)
 Jamie Graves (first)
 Kelly Hauxhurst (first)
 Jennifer Spediacci (first)
 Rosie Leutzinger (second)
 Shannon Walsh (second)
 Christie Rosenblad (hm)

2001: Kelly Hauxhurst (first)
 Christie Rosenblad (first)
 Shannon Walsh (first)
 Becky Simpson (hm)

2002: Becky Simpson (first)
 Shawna Norris (second)

2003: Ashley Boek (second)
 Amy Hanson (hm)
 Courtney Jeffries (hm)

2004: Ashley Boek (first)
 Courtney Jeffries (second)

2005: Ashley Boek (second)
Jacki Hansen (second)
Dominique Lastrapes (hm)

NATIONAL PLAYER OF THE WEEK (8)

1996: Sara Pickering (2/21)
 Jennifer Cline (2/28)
 Heather Meyer (4/24)

1998: Jamie Graves (4/8)

2000: Jaime Clark (3/1)
 Jenny Topping (3/7)
 Jennifer Spediacci (4/18)

2001: Jaime Clark (5/2)

2003: Kristen Rivera (3/4)

PAC-10 PLAYER OF THE YEAR (2)

2004: Kristen Rivera

2005: Kristen Rivera (Co-winner)

PAC-10 PITCHER OF THE YEAR (1)

2000: Jennifer Spediacci

PAC-10 NEWCOMER OF THE YEAR (2)

2000: Jenny Topping

2001: Tia Bollinger

PAC-10 COACH OF THE YEAR (2)

1996: Teresa Wilson*

2000: Teresa Wilson^

PAC-10 PLAYER OF THE WEEK (22)

1993: Tami Storseth (3/30)

1994: Jennifer Cline (5/16)

1995: Sara Pickering (3/7)
 Jennifer Cline (3/21)
 Michelle Church (4/25)

1996: Sara Pickering (2/20, 4/2)
 Michelle Church (3/19)
 Shelley Brown (4/22)

1998: Eve Gaw (4/6)

2000: Jaime Clark (2/15)
 Jenny Topping (3/7)
 Jamie Graves (3/21)
 Kelly Hauxhurst (4/18)

2001: Christie Rosenblad (2/12)
 Jaime Clark (4/30)

2002: Jaime Clark (3/4, 4/1)
 Kristen Rivera (4/16)

2003:	Kristen Rivera (3/4, 3/25)
2004:	Aimee Minor (3/23)
2005:	Lauren Greer (4/26) Aimee Minor (5/16)

**PAC-10
PITCHER OF THE WEEK (31)**


1994:	Stephanie Burns (3/1, 3/29, 5/2) Nancy Wagner (4/5)
1995:	Eve Gaw (4/18, 5/9)
1996:	Stephanie Burns (2/20, 3/19) Eve Gaw (3/5, 5/6, 5/13) Heather Meyer (4/2, 4/15, 4/22)
1997:	Jennifer Spediacci (4/28)
1998:	Jamie Graves (4/6, co-5/12) Jennifer Spediacci (3/3, 4/20)
1999:	Jennifer Spediacci (2/23, 5/17)
2000:	Jamie Graves (5/1, 5/15) Jennifer Spediacci (3/7, 3/21, 3/28, 4/18)
2001:	Tia Bollinger (3/19)
2002:	Tia Bollinger (2/11)
2003:	Tia Bollinger (3/4)
2004:	Ashley Boek (4/13)

DIAMOND SPORT CATCHER OF THE YEAR (3)

2003:	Kristen Rivera
2004:	Kristen Rivera
2005:	Kristen Rivera

HUSKY CAPTAINS

1993:	Michelle Church Jennifer Cline Angie Marzetta
-------	---



Allison Mick (1993-96) earned the team's Most Inspirational Player three times. The award has since been re-named in her honor.

1994:	Michelle Church Jennifer Cline Angie Marzetta
1995:	Michelle Church Jennifer Cline Bridget McKay Sara Pickering
1996:	Michelle Church Jennifer Cline Sara Pickering Mindy Williams
1997:	Sara Pickering Heather Tarr
1998:	Leah Francis Eve Gaw Becky Newbry
1999:	Jeanine Giordano Becky Newbry Jennifer Spediacci
2000:	Kim DePaul Jamie Graves Jeanine Giordano Jennifer Spediacci Jenny Topping
2001:	Kim DePaul Jaime Clark Kelly Hauxhurst
2002:	Tia Bollinger Jaime Clark Amy Hanson

HUSKY PLAYER OF THE YEAR

1993:	Jennifer Cline Angie Marzetta
1994:	Michelle Church
1995:	Sara Pickering



Erin Metcalf, pictured here with the 2000 UW softball team, enriched the lives of everyone she touched. Although she lost her battle with cancer, she will always be remembered an integral part of Husky Softball.

1996:	Jennifer Cline
1997:	Sara Pickering
1998:	Eve Gaw Jennifer Spediacci
1999:	Jamie Graves Becky Newbry Jennifer Spediacci
2000:	Jennifer Spediacci
2001:	Tia Bollinger
2002:	Kristen Rivera Amy Hanson
2003:	Kristen Rivera
2004:	Kristen Rivera
2005:	Kristen Rivera

HUSKY ROOKIE OF THE YEAR

1993:	Jennifer Cline
1994:	Shelley Brown Sara Pickering
1995:	Eve Gaw
1996:	Becky Newbry
1997:	Jamie Graves
1998:	Kim DePaul Kelly Hauxhurst; Christie Rosenblad
1999:	Shannon Walsh
2000:	Jaime Clark Jenny Topping
2001:	Amanda Oleson
2002:	Kristen Rivera
2003:	Sarah Hyatt Aimee Minor Dena Tyson

Awards & Honors

2004:	Kristen Rivera
2005:	Caitlin Noble

HUSKY PITCHER OF THE YEAR

2000:	Jamie Graves Jennifer Spediacci
2002:	Tia Bollinger Ashley Boek
2003:	Tia Bollinger
2004:	Ashley Boek
2005:	Ashley Boek

HUSKY GOLDEN GLOVE

1998:	Jeanine Giordano
1999:	Jeanine Giordano; Kelly Hauxhurst
2000:	Erin Helgeland
2001:	Christie Rosenblad
2002:	Rita Roach Kristen Rivera
2003:	Amy Hanson
2005:	Sarah Hyatt

HUSKY OFFENSIVE MVP

2001:	Jaime Clark Kelly Hauxhurst
2002:	Jaime Clark
2003:	Kristen Rivera
2005:	Ashley Charters

ALLISON MICK MOST INSPIRATIONAL PLAYER

1993:	Allison Mick
1994:	Sara Pickering
1995:	Allison Mick
1996:	Allison Mick
1997:	Jamie Graves Amber Lunzer
1999:	Jeanine Giordano
2000:	Jaime Clark
2001:	Callie Bergan Robyn Waddle
2002:	Jessica Wilkinson
2003:	Jessica Wilkinson Traci Tawney

HUSKY MOST IMPROVED

1993:	Mindy Williams
1994:	Shelley Brown Mindy Williams
1995:	Eve Gaw Tami Storseth Heather Tarr
1996:	Heather Meyer
1997:	Jami Nyblod Leanne Rosser
1998:	Jennifer Spediacci
1999:	Melissa Downs Erin Helgeland
2000:	Rosie Leutzinger
2001:	Becky Simpson Amy Hanson

2002:	Becky Simpson
2003:	Kathy Fiske
2004:	Jessica Wilkinson
2005:	Lauren Greer

HUSKY HALL OF FAME

2001:	Angie Marzetta
-------	----------------

()-indicates number of times a Husky has earned the award; *-Wilson also earned the award in 1989 at Oregon; ^-Wilson shared the award in 2000 with Arizona coach Mike Candrea.



Tia Bollinger received the Husky Pitcher of the Year award in 2002 and 2003.



Kathy Fiske was the 2003 Most Improved Player.



Kristen Rivera received the Husky Player of the Year award three times.

HISTORY

NCAA

OPPONENTS

REVIEW

PLAYERS

COACHES/STAFF

PREVIEW


GENERAL



TIA BOLLINGER
2001 - THIRD TEAM
2003 - SECOND TEAM

Tia Bollinger was the Pac-10 Newcomer of the Year finished with a 36-8 overall record, tallying UW season records for wins, innings pitched (287.0) and games started (39).

In 2003, Bollinger led UW to its sixth WCWS appearance and boasted a 28-9 mark and 1.32 ERA. She set the UW record with her 12th career save.




SHELLEY BROWN
1997 - SECOND TEAM

Shelley Brown rounded out her UW career with an All-American season in 1997, batting .338 and leading the team in both runs scored (54) and stolen bases (47).

A four-year letterwinner in the outfield, Brown earned Pac-10 honors in each of her four seasons and was a first-team all-region selection in both 1995 and 1997.

Brown, a Washington native, was the first Husky player to steal at least 100 bases in her career.



MICHELLE CHURCH
1996 - FIRST TEAM
1996 - ACADEMIC SECOND TEAM

Michelle Church held down the corner spot at first base for the Huskies in each of the program's first 264 games.

In 1996, Church helped lead the Huskies to a spot in the NCAA title game, hitting a career best .369, while earning Pac-10 first team honors for the third time.

An English major, Church also was the first Academic All-American in UW softball history.



JAIME CLARK
2000 - SECOND TEAM
2001 - THIRD TEAM
2002 - FIRST TEAM

As a freshman in 2000, Jaime Clark led the nation in total bases with 176, while ranking second in both home runs (23) and doubles (24).

A year later, the two-time first team All-Pac-10 selection hit .379 with a team-best 52 RBI.

In 2002, Clark led the nation with 75 RBIs and ranked fifth with an .826 slugging percentage.




JENNIFER CLINE
1996 - SECOND TEAM

One of the cornerstones of the UW softball program, catcher Jennifer Cline earned a spot on the All-America second team as a senior in 1996.

The four-time team captain hit a career-best .394 with 71 RBI in leading the Huskies to the 1996 NCAA title game.

A three-time all-conference pick, Cline owns three UW career records for RBI (227), walks (175) and home runs (43).



EVE GAW
1998 - THIRD TEAM

A dominating pitcher throughout her four-year career, Eve Gaw changed her focus as a senior from defense to offense.

In 1998, Gaw earned All-America honors as a utility player, leading the Huskies in batting average (.345), RBI (37) and home runs (8), while playing first base.

The four-time all-Pac-10 selection finished her career with

All-Americans



JAMIE GRAVES
1998, 1999 - SECOND TEAM
2000 - FIRST TEAM

A left-handed finesse pitcher, Jamie Graves finished her career in 2000 with six UW season and career records, earning Pac-10 first team honors three times.

Graves, along with classmate Jennifer Spediacci, helped the UW to the nation's second-best team ERA in both 1999 and 2000.



KELLY HAUXHURST
2001 - THIRD TEAM

A clutch team player, Kelly Hauxhurst made her senior year her best, leading the UW in batting (.386) and hits (73), while reaching base in 57 of the team's 63 games.

The team's only first team all-region selection in 2001, Hauxhurst started 268 career games in the outfield and garnered NCAA regional all-tournament accolades three straight seasons from 1998-2000.



DOMINIQUE LASTRAPES
2004 - THIRD TEAM

Dominique Lastrapes became just the fifth true freshman in Husky history to be named an All-American.

She posted a .371 average with 75 hits, 10 doubles, and 20 RBIs. Lastrapes led UW with a .565 average during the postseason, including 10 hits in her first 10 at-bats to earn the All-Regional Tournament MVP award.



ROSIE LEUTZINGER
1998 - THIRD TEAM

The Huskies all-time leading base stealer, Rosie Leutzing earned third team All-America honors as a sophomore in 1998.

Leutzing, a three-time Pac-10 selection, led the Huskies in five offensive categories in 1998, including at bats (212), hits (68) and stolen bases (35).

Splitting time between shortstop and the outfield, Leutzing hit a career-best .351 and led the nation in doubles (25) in 2000.




ANGIE MARZETTA
1994 - THIRD TEAM

Washington softball's first All-American and first inductee into the Husky Hall of Fame, Angie Marzetta made the most of her short two-year stay at the UW.

In 1994, Marzetta, an outfielder, hit .364 with 36 stolen bases, as the UW advanced to the NCAA tournament in only its second year of existence.

Marzetta's .472 batting average, 94 hits and 59 stolen bases in 1993 are all Husky season records.



HEATHER MEYER
1996 - FIRST TEAM

A junior college transfer, Heather Meyer helped pitch the Huskies into the 1996 NCAA title game, just a year after injury limited her to 19 games in her first season at the UW.

In 1996, Meyer led the Pac-10 in ERA with a 1.23 mark, allowing only 33 runs in 188.2 innings, while striking out 148.

For her efforts, Meyer earned first team all-Pac-10 and all-Pacific Region honors.

HISTORY

NCAA

OPPONENTS

REVIEW

PLAYERS

COACHES/STAFF

PREVIEW

GENERAL



BECKY NEWBRY

1996 - THIRD TEAM
1997 - SECOND TEAM
1999 - FIRST TEAM

The program's first three-time All-American, Becky Newbry was a utility player of the truest sense, starting in every position on the field except pitcher, during her four-year career from 1995-1999.

As a senior, Newbry hit .436 with 92 hits, 55 RBIs and 25 stolen bases.




SARA PICKERING

1996, 1997 - FIRST TEAM

The NCAA career leader in doubles, Sara Pickering is the Huskies only two-time first team All-American.

The 5-5 second baseman started a UW record 271 games from 1994-1997, collecting 319 hits and batting over the .400 mark twice.


Known for her work ethic and competitiveness, Pickering earned first team all-Pac-10 honors in each of her final three seasons.



KRISTEN RIVERA

2002 - SECOND TEAM
2003 - FIRST TEAM
2004 - FIRST TEAM
2005 - FIRST TEAM

Kristen Rivera is Washington's only four-time All-American. In 2003, Rivera tied for the national lead with 25 home runs. She holds the UW career records for walks and home runs and ranks second all-time in RBIs, slugging percentage and on-base percentage.




JENNIFER SPEDIACCI

1998 - SECOND TEAM
2000 - FIRST TEAM
2000 - ACADEMIC SECOND TEAM

Excelling on the field and in the classroom, Jennifer Spediacci became the first UW pitcher to record 100 career wins, earning athletic All-America honors twice.

The Pac-10 Pitcher of the Year and Honda Award nominee in 2000, Spediacci combined with classmate Jamie Graves to lead the UW to four straight College World Series appearances.



JENNY TOPPING

2000 - FIRST TEAM

In her first full collegiate season, Jenny Topping hit her way into the NCAA record books in 2000, leading the nation in home runs (24), RBI (90) and slugging percentage (.960).

The left-hand hitting Topping earned Pac-10 Newcomer of the Year honors and slugged a school record four grand slams.

Topping also set UW records for walks (56) and on-base percentage (.565) in 67 games.

Olympians



JAIME CLARK

2003 U.S. National Team
2004 U.S. National Team
U.S. Olympic Team Alternate
2005 U.S. National Team

Jaime Clark is a current member of the U.S. National Team. She was a member of the 2004 National Team and an alternate for the U.S. Olympic Team that captured gold in Athens. Clark is currently an assistant coach with Northwestern while she plays for the Chicago Bandits in the National Pro Fastpitch League. Last season, Clark hit .293 with a .467 slugging percentage for Chicago. She had seven doubles, seven home runs and 25 runs batted in.

Clark played for Washington from 2000-02 and was a three-time All-American. She holds the school career records for runs (223) and runs batted in (243) and ranks second in hits (292), doubles (58), triples (13) and home runs (73).



JENNY TOPPING

2003 U.S. National Team
2004 U.S. National Team
U.S. Olympic Team
2005 U.S. National Team

Jenny Topping is a current member of the U.S. National Team. She won a gold medal at the 2004 Olympics and currently plays for the Akron Racers in the National Pro Fastpitch League. She hit .377 last season with a .571 slugging percentage. Topping had nine doubles, two home runs and 16 RBIs.

Topping played one season at Washington before transferring to Cal State Fullerton. As a Husky, Topping earned All-America honors, leading the country in home runs (24), runs batted in (90) and slugging percentage (.960).

Topping continues to hold the school's season records for RBIs and slugging percentage, and game records for doubles (3), and walks (4).



HISTORY

NCAA

OPPONENTS

REVIEW

PLAYERS

COACHES/STAFF

PREVIEW

GENERAL

INDIVIDUAL RECORDS – SINGLE GAME

Runs	5, Michelle Church vs. Stanford, 3/22/93
Hits	6, Angie Marzetta vs. Stanford, 4/30/93
Doubles	3, Jenny Topping vs. South Florida, 2/18/00; Michelle Church vs. Stanford, 4/30/93
Triples	2, Jennifer Cline vs. Santa Clara, 3/21/93; Tami Storseth vs. Stanford, 3/22/93
Home Runs	3, Kristen Rivera vs. Purdue, 3/03/03
RBIs	8, Michelle Church vs. Stanford, 4/30/93
Stolen Bases	4, Kelly Hauxhurst vs. So. Mississippi, 2/4/00; Angie Marzetta vs. Simon Fraser, 4/26/94
BB	4, Jenny Topping vs. BYU, 2/25/00; Kristen Rivera vs. Arizona State, 4/4/04
	Kristen Rivera vs. Depaul, 3/19/05
HBP	3, Kim DePaul vs. Cal, 4/1/00

INDIVIDUAL RECORDS – SEASON

Batting Average (min. 100 AB)	.472, Angie Marzetta, 1993
At Bats	247, Tami Storseth, 1995
Runs	70, Tami Storseth, 1996
Hits	94, Angie Marzetta, 1993
Doubles	27, Sara Pickering, 1997
Triples	7, Becky Simpson, 2002
Home Runs	25, Kristen Rivera, 2003
RBIs	90, Jenny Topping, 2000
Slugging Pct. (min. 100 AB)	.960, Jenny Topping, 2000
Walks	68, Kristen Rivera, 2005
Most Hit By Pitch	19, Kim DePaul, 2000
Least Strikeouts Per At Bat	.0147, Sara Pickering, 1997
On-Base Pct. (min. 100 AB)	.593, Kristen Rivera, 2005
Sacrifice Flies	7, Sara Pickering, 1996, 1997
Sacrifice Hits	15, Rita Roach, 2003
Stolen Bases	59, Angie Marzetta, 1993
Stolen Bases Attempted	63, Angie Marzetta, 1993

INDIVIDUAL RECORDS – CAREER

Batting Average (min. 150 AB)	.429, Angie Marzetta, 1993-94
At Bats	871, Rosie Leutzinger, 1997-2000
Runs	223, Jaime Clark, 2000-03
Hits	319, Sara Pickering, 1994-97
Doubles	91, Sara Pickering, 1994-97
Triples	16, Becky Newbry, 1996-99
Home Runs	79, Kristen Rivera, 2002-05
RBIs	243, Jaime Clark, 2000-03
Slugging Pct. (min. 150 AB)	.937, Jenny Topping, 1999-00
Walks	180, Kristen Rivera, 2002-05
Most Hit By Pitch	45, Kim DePaul, 1998-01
Least K's Per AB (min. 150 AB)	.053, Sara Pickering, 1994-97
On-Base Pct. (min. 150 AB)	.558, Jenny Topping, 1999-00
Sacrifice Flies	23, Sara Pickering, 1994-97
Sacrifice Hits	32, Kim DePaul, 1998-01
Stolen Bases	113, Rosie Leutzinger, 1997-00
Stolen Bases Attempted	131, Rosie Leutzinger, 1997-00

TEAM RECORDS – SINGLE GAME

Runs	28 vs. Stanford, 4/30/93
Hits	24 at Nevada, 4/24/05
Doubles	6 vs. Western Washington, 4/22/03; vs. Arizona 5/10/03; vs. Army 5/18/00; vs. Southern Utah 2/26/00; vs. South Florida, 2/18/00; vs. Stanford, 4/30/93

Triples	3 vs. Stanford, 3/22/93; vs. California, 3/30/94
Home Runs	6 at Nevada, 4/24/05
RBIs	24 vs. Stanford, 4/30/93
Walks	11 vs. Arizona, 3/31/96
Stolen Bases	7 vs. Southern Mississippi, 2/4/00

TEAM RECORDS – SEASON

	Highest/Most	Lowest/Fewest
Batting Average	.343–1996	.272–2002
At Bats	1,985–1995	1,437–2005
Runs	433–1995	254–1993
Runs/7 innings	7.13–1996	4.49–1999
Hits	644–1995	404–2005
Hits/7 innings	10.58–1996	6.94–2005
Doubles	115–2000	58–1993, 2001
Triples	20–2002	4–2005
Home Runs	84–2000	15–1993, 1998
RBIs	374–1996	213–1993
Slugging Pct.	.511–2000	.364–1993
Walks	251–2000	124–1994
Hit By Pitch	47–2003	21–1993
Strikeouts	402–2002	208–1998
Strikeouts Per At Bat	.237–2001	.112–1996
On-Base Pct.	.415–1996	.349–1998
Sacrifice Flies	21–1996	4–2005
Sacrifice Hits	64–1999	16–1994
Stolen Bases	194–1997	39–2004
Stolen Bases Attempted	229–1997	56–2004

INDIVIDUAL PITCHING RECORDS – SINGLE GAME

Most Strikeouts (7 or less Innings)	16, Caitlin Noble vs. Willamette, 2/19/05 (6)
Most Strikeouts (Ex. Inn.)	18, Jennifer Spediacci vs. OSU, 5/13/00 (9)
	18, Ashley Boek vs. Creighton, 5/20/05 (11)

INDIVIDUAL PITCHING RECORDS – SEASON

ERA	0.67, Jennifer Spediacci, 2000
Wins	36, Tia Bollinger, 2001
Winning Pct.*	.909 (20-2), Eve Gaw, 1996
Appearances	53, Jamie Graves, 1997
Games Started	43, Ashley Boek, 2004
Complete Games	34, Ashley Boek, 2004
Shutouts	16, Jennifer Spediacci, 2000
Saves	7, Tia Bollinger, 2002
Innings Pitched	287.0, Tia Bollinger, 2001
Strikeouts	316, Jennifer Spediacci, 2000
Few. Walks/7 inn.	0.59, Jamie Graves, 1999
Strikeouts/7 inn.	9.85, Caitlin Noble, 2005

INDIVIDUAL PITCHING RECORDS – CAREER

ERA	1.10, Jennifer Spediacci, 1997-00
Wins	100, Jennifer Spediacci, 1997-00
Win Pct.*	.848 (28-5), Heather Meyer, 1995-96
Appearances	172, Tia Bollinger, 2001-04
Games Started	127, Ashley Boek, 2002-05
Complete Games	95, Stephanie Burns, 1993-96
Shutouts	40, Jennifer Spediacci, 1997-00
Saves	12, Tia Bollinger, 2001-04
Innings Pitched	839.1, Tia Bollinger, 2001-04
Strikeouts	894, Jennifer Spediacci, 1997-2000
SO/7 innings	7.63, Jennifer Spediacci, 1997-2000
Fewest Walks/7*	1.03, Jamie Graves, 1997-2000

Team Records

Fewest Runs/7*	1.53, Heather Meyer, 1995-96
Fewest Hits/7*	4.27, Jennifer Spediacci, 1997-2000
Lowest Opponent Avg	.170, Jennifer Spediacci, 1997-2000
Lowest Oppnent Slug. %	.228, Jennifer Spediacci, 1997-2000

TEAM PITCHING RECORDS – SEASON

	Highest/Most	Lowest/Fewest
ERA	2.32–2005	0.73–2000
Complete Games	50–1995	24–1997
Shutouts	33–2000	11–1993
Saves	8–1997	1–(3 times)
Innings Pitched	478.2–2000	364.1–2005
Hits Allowed	460–2003	286–1998
Hits Allowed/7 innings	7.52–2003	4.40–2000
Runs Allowed	313–2003	77–2000
Runs Allowed/7 innings	3.36–2005	1.13–2000
Walks	172–2005	71–1999
Walks/7 innings	2.83–2004	1.06–1999
Strikeouts	517–2000	242–1993
Strikeouts/7 innings	8.88–2005	4.40–1993
Doubles Allowed	57–1995	29–2004
Triples Allowed	6–1999, 2001	1–1998
Home Runs Allowed	36–2003	9–1993
Hit Batters	35–2005	10–1996
Wild Pitches	37–1995	6–2003
Slugging Percentage	.315–2005	.215–1999
Batting Average	.244–1993	.177–2000

MISCELLANEOUS INDIVIDUAL RECORDS – SEASON

Best Fld. Pct.#	.998, Jeanine Giordano, 1999
Fewest Errors#	1, Jeanine Giordano, 1999
Putouts	556, Michelle Church, 1995
Assists	170, Heather Tarr, 1995
Double Plays (excl. 1B)	13, Sara Pickering, 1997; Tami Storseth, 1995
Longest Hitting Streak	21 games, Rosie Leutzinger, 3/4-4/8, 2000

MISCELLANEOUS TEAM RECORDS – SEASON

	UW	Opp.
Games Played	73–1995	
Wins	62–2000	27–1993
Losses	9–2000, 1996	62–2000
Winning Pct.	.873–2000	
Consecutive Wins	23–2000	6–'93, '94
Best Fld. Pct.	.977–2000	.964–2005
Fewest Errors	48–2000	54–2005
Most Errors	101–1993	123–1997
Most Double Plays	21–1995, '96	27–1994
Few. Double Plays	8–2005	9–1997

MISCELLANEOUS INDIVIDUAL RECORDS – CAREER

Games Played	271, Sara Pickering, 1994-97
Games Started	271, Sara Pickering, 1994-97
Best Fld. %\$.994, Jeanine Giordano, 1996-2000
Fewest Errors\$	4, Jami Nyblod, 1996-98
Putouts	1,904, Michelle Church, 1993-96
Assists	571, Tami Storseth, 1993-96
Db. Plays (excl. 1B)	43, Sara Pickering, 1994-97

MISCELLANEOUS

Grand Slams	5. Kathy Fiske _____ vs. CSU Northridge, 2/2/02 _____ vs. Tenn-Chattanooga, 2/16/02 _____ vs. Arizona State, 4/4/04 _____ vs. Arizona State, 4/17/05 _____ vs. Nevada, 4/24/05
	4. Jenny Topping _____ vs. Portland State, 4/10/00; _____ vs. Illinois-Chicago, 3/4/00; _____ vs. Utah, 2/26/00; _____ vs. Oklahoma State, 2/25/00
	3. Kim DePaul _____ vs. California, 4/28/01; _____ Utah, 2/26/00; _____ vs. Southwest Texas, 2/17/00
	2. Jaime Clark _____ vs. Arizona State, 5/11/01; _____ vs. Boston Universty, 2/23/02
	2. Sarah Hyatt _____ vs. Texas, 2/27/04 _____ vs. Portland State, 4/22/04
	2. Aimee Minor _____ vs. DePaul, 3/19/05 _____ vs. Simon Fraser, 4/5/05
	2. Kristen Rivera _____ vs. Arizona State, 4/3/04 _____ vs. Portland State, 3/12/05
	1. Callie Bergan _____ vs. Jacksonville, 2/3/05
	1. Jennifer Cline _____ vs. Utah State, 2/17/96
	1. Erin Helgeland _____ vs. Portland State, 5/2/00;
	1. Becky Newbry _____ vs. California, 4/19/97;
	1. Tami Storseth _____ vs. Stanford, 3/22/93;
Hit For Cycle	Tami Storseth vs. Stanford, 3/22/93

WASHINGTON NO-HITTERS (23)

Date	Pitcher	Opponent	Score (Inn.)
4/10/94	Nancy Wagner	Willamette^	6-0
4/26/94	Nancy Wagner	Simon Fraser*	11-0 (5)
3/17/95	Heather Meyer	St. Mary's	17-0 (5)
4/4/95	Eve Gaw	Simon Fraser	9-0 (5)
4/19/95	Eve Gaw	Pacific Lutheran	8-0 (5)
5/6/95	Stephanie Burns	Stanford	9-0
3/19/96	Eve Gaw	California	5-0
3/26/96	Stephanie Burns	Stanford	7-0
4/20/96	Meyer, Gaw	Arizona	7-0
4/29/97	Eve Gaw	Simon Fraser	13-0 (5)
2/20/98	Jamie Graves	Utah	8-0 (6)
3/1/98	Jennifer Spediacci	Oklahoma	3-0
3/24/98	Jamie Graves	Marshall	3-0
4/15/98	Graves, Spediacci, Gaw	Pacific Lutheran	10-0 (5)
4/18/98	Jennifer Spediacci	Oregon State	4-0
5/9/98	Jamie Graves	Arizona State*	3-0
5/16/98	Jennifer Spediacci	Louisiana State	9-0 (5)
2/26/99	Spediacci, Graves	Louisiana State	4-2
5/19/00	Jennifer Spediacci	Western Illinois	6-0
2/3/02	Ashley Boek	San Jose State	9-1 (5)
3/22/03	Ashley Boek	Morehead State	4-0
2/19/05	Ashley Boek	Willamette	18-0 (5)
2/26/05	Caitlin Noble	Kansas	4-0

* - minimum 150 innings

- minimum 100 opportunities

\$ - minimum 200 opportunities

^First-ever game at Husky Softball Stadium

**Perfect game

GAMES PLAYED

1.	271	Sara Pickering	1994-97
2.	270	Kim DePaul	1998-01
3.	269	Kelly Hauxhurst	1998-01
4.	266	Christie Rosenblad	1998-01
	266	Becky Newbry	1996-99
6.	264	Michelle Church	1993-96
	264	Mindy Williams	1993-96
8.	262	Jennifer Cline	1993-96
9.	261	Jaime Clark	2000-03
10.	246	Amanda Oleson	2001-04

GAMES STARTED

1.	271	Sara Pickering	1994-97
2.	270	Kim DePaul	1998-01
3.	268	Kelly Hauxhurst	1998-01
4.	266	Christie Rosenblad	1998-01
5.	264	Michelle Church	1993-96
	264	Mindy Williams	1993-96
	264	Rosie Leutzinger	1997-00
8.	261	Jennifer Cline	1993-96
	261	Tami Storseth	1993-96
	261	Jaime Clark	2000-03

BATTING AVERAGE (MIN. 150 AB)

1.	.430	Jenny Topping	1999-00
2.	.429	Angie Marzetta	1993-94
3.	.379	Sara Pickering	1994-97
4.	.374	Ashley Charters	2005-cur.
5.	.372	Kristen Rivera	2002-05
6.	.370	Jaime Clark	2000-03
7.	.368	Becky Newbry	1996-99
8.	.361	Jennifer Cline	1993-96
9.	.356	Dominique Lastrapes	2004-cur.
10.	.335	Michelle Church	1993-96

AT BATS

1.	871	Rosie Leutzinger	1997-00
2.	843	Michelle Church	1993-96
3.	842	Sara Pickering	1994-97
4.	815	Shelley Brown	1994-97
5.	810	Kelly Hauxhurst	1998-01
6.	803	Tami Storseth	1993-96
7.	790	Jaime Clark	2000-03
8.	777	Becky Newbry	1996-99
9.	769	Amanda Oleson	2001-04
10.	734	Mindy Williams	1993-96

RUNS

1.	223	Jaime Clark	2000-03
2.	189	Rosie Leutzinger	1997-00
3.	188	Sara Pickering	1994-97
4.	181	Becky Newbry	1996-99
5.	180	Tami Storseth	1993-96
6.	176	Shelley Brown	1994-97
	176	Kelly Hauxhurst	1998-01
8.	173	Kristen Rivera	2002-05
9.	171	Kim DePaul	1998-01
10.	154	Jennifer Cline	1993-96

HITS

1.	319	Sara Pickering	1994-97
2.	292	Jaime Clark	2000-03
3.	279	Rosie Leutzinger	1997-00
4.	286	Becky Newbry	1996-99
5.	282	Michelle Church	1993-96
6.	264	Tami Storseth	1993-96
7.	262	Shelley Brown	1994-97

8.	260	Kelly Hauxhurst	1998-01
9.	258	Jennifer Cline	1993-96
10.	237	Kristen Rivera	2002-05

RUNS BATTED IN

1.	243	Jaime Clark	2000-03
2.	233	Kristen Rivera	2002-05
2.	227	Jennifer Cline	1993-96
3.	225	Michelle Church	1993-96
4.	216	Sara Pickering	1994-97
6.	160	Becky Newbry	1996-99
7.	151	Kim DePaul	1998-01
8.	140	Kathy Fiske	2002-05
9.	112	Sarah Hyatt	2003-cur.
10.	104	Heather Tarr	1994-97
-	97	Aimee Minor	2003-cur.

DOUBLES

1.	91	Sara Pickering	1994-97
2.	58	Jaime Clark	2000-03
3.	56	Michelle Church	1993-96
4.	54	Jennifer Cline	1993-96
5.	50	Becky Newbry	1996-99
6.	44	Rosie Leutzinger	1997-00
7.	42	Kim DePaul	1998-01
8.	41	Kristen Rivera	2002-05
9.	37	Kathy Fiske	2002-05
10.	32	Tami Storseth	1993-96
-	30	Aimee Minor	2003-cur.

TRIPLES

1.	16	Becky Newbry	1996-99
2.	13	Jaime Clark	2000-03
3.	12	Tami Storseth	1993-96
4.	10	Becky Simpson	1999-02
5.	9	Leanne Rosser	1994-97
6.	8	Rosie Leutzinger	1997-00
7.	7	Jennifer Spediacci	1997-00
7	7	Mindy Williams	1993-96
7	7	Amanda Oleson	2001-cur.
10.	6	Aimee Minor	2003-cur.
6	6	Michelle Church	1993-96

HOME RUNS

1.	79	Kristen Rivera	2002-cur.
2.	73	Jaime Clark	2000-03
3.	43	Jennifer Cline	1993-96
4.	34	Sarah Hyatt	2003-cur.
	34	Kathy Fiske	2002-cur.
6.	27	Sara Pickering	1994-97
	27	Jenny Topping	1999-00
8.	25	Aimee Minor	2003-cur.
9.	21	Kim DePaul	1998-01
10.	20	Michelle Church	1993-96

STOLEN BASES (SB/SBA)

1.	113/131	Rosie Leutzinger	1997-00
2.	105/118	Shelley Brown	1994-97
3.	99/107	Angie Marzetta	1993-94
4.	89/97	Tami Storseth	1993-96
5.	81/91	Becky Newbry	1996-99
6.	72/88	Jaime Clark	2000-03
7.	59/67	Kelly Hauxhurst	1998-01
8.	59/72	Kim DePaul	1998-01
9.	47/59	Rita Roach	2001-04
10.	46/49	Erin Helgeland	1997-00



Tami Storseth

WALKS

1.	180	Kristen Rivera	2002-05
2.	175	Jennifer Cline	1993-96
3.	139	Kim DePaul	1998-01
4.	92	Sara Pickering	1994-97
5.	89	Jaime Clark	2000-03
6.	80	Heather Tarr	1994-97
	80	Jennifer Spediacci	1997-00
8.	78	Tami Storseth	1993-96
9.	74	Amanda Oleson	2001-04
10.	73	Sarah Hyatt	2003-cur.

SLUGGING PCT. (MIN. 150 AB)

1.	.937	Jenny Topping	1999-00
2.	.812	Kristen Rivera	2002-05
3.	.753	Jaime Clark	2000-03
4.	.632	Jennifer Cline	1993-96
5.	.588	Sara Pickering	1994-97
6.	.554	Eve Gaw	1995-98
7.	.524	Becky Newbry	1996-99
8.	.523	Aimee Minor	2003-cur.
9.	.492	Kathy Fiske	2002-05
10.	.491	Sarah Hyatt	2003-cur.

ON-BASE PCT. (MIN. 150 AB)

1.	.558	Jenny Topping	1999-00
2.	.523	Kristen Rivera	2002-05
3.	.485	Jennifer Cline	1993-96
	.485	Angie Marzetta	1993-94
5.	.468	Ashley Charters	2005-cur.
6.	.449	Jaime Clark	2000-03
7.	.435	Sara Pickering	1994-97
8.	.424	Becky Newbry	1996-99
9.	.423	Dominique Lastrapes	2004-cur.
10.	.417	Kim DePaul	1998-01

Season Batting Leaders

GAMES PLAYED

1.	73	Shelley Brown	1995
	73	Michelle Church	1995
	73	Jennifer Cline	1995
	73	Kara Gustine	1995
	73	Sara Pickering	1995
	73	Tami Storseth	1995
	73	Heather Tarr	1995
	73	Mindy Williams	1995
9.	71	Four players	2000
10.	69	Six players	1999

GAMES STARTED

1.	73	Shelley Brown	1995
	73	Michelle Church	1995
	73	Jennifer Cline	1995
	73	Sara Pickering	1995
	73	Tami Storseth	1995
	73	Mindy Williams	1995
7.	72	Kara Gustine	1995
	72	Heather Tarr	1995
9.	71	Four players	2000
10.	69	Five players	1999

BATTING AVG. (MIN. 100 AB)

1.	.472	Angie Marzetta	1993
2.	.438	Jenny Topping	2000
3.	.436	Becky Newbry	1999
4.	.431	Jaime Clark	2002
5.	.413	Sara Pickering	1997
6.	.405	Sara Pickering	1996
7.	.395	Kristen Rivera	2003
8.	.394	Jennifer Cline	1996
9.	.386	Becky Newbry	1996
	.386	Kelly Hauxhurst	2001

AT BATS

1.	247	Tami Storseth	1995
2.	242	Rosie Leutzing	2000
3.	238	Shelley Brown	1995
4.	235	Michelle Church	1995
5.	234	Shelley Brown	1997
6.	233	Kelly Hauxhurst	2000
7.	224	Sara Pickering	1995
8.	222	Michelle Church	1996
9.	219	Amanda Oleson	2003
10.	218	Kelly Hauxhurst	1999
	218	Jaime Clark	2000

RUNS

1.	70	Tami Storseth	1996
2.	66	Tami Storseth	1995
3.	62	Sara Pickering	1996
	62	Sara Pickering	1995
5.	60	Angie Marzetta	1993
	60	Rosie Leutzing	2000
	60	Jaime Clark	2003
8.	59	Jaime Clark	2002
9.	57	Kelly Hauxhurst	2000
10.	55	Rosie Leutzing	1999

HITS

1.	94	Angie Marzetta	1993
2.	92	Becky Newbry	1999
3.	88	Sara Pickering	1997
4.	87	Sara Pickering	1996
5.	85	Tami Storseth	1995
	85	Rosie Leutzing	2000
7.	84	Jaime Clark	2002
8.	82	Michelle Church	1996
9.	80	Tami Storseth	1996
10.	79	Shelley Brown	1997
	79	Sara Pickering	1995
	79	Jaime Clark	2003

RUNS BATTED IN

1.	90	Jenny Topping	2000
2.	75	Jaime Clark	2002
3.	71	Jennifer Cline	1996
	71	Kristen Rivera	2003
4.	67	Jaime Clark	2000
5.	64	Sara Pickering	1997
	64	Michelle Church	1994
7.	62	Michelle Church	1995
8.	61	Sara Pickering	1996
9.	59	Kristen Rivera	2002
10.	58	Michelle Church	1996

DOUBLES

1.	27	Sara Pickering	1997
2.	25	Rosie Leutzing	2000
3.	24	Sara Pickering	1996
	24	Sara Pickering	1995
	24	Jaime Clark	2000
6.	20	Jenny Topping	2000
7.	16	Michelle Church	1995
	16	Kara Gustine	1995
	16	Sara Pickering	1994
10.	15	Becky Newbry	1999
	15	Kim DePaul	1999
	15	Michelle Church	1994
	15	Jennifer Cline	1994

TRIPLES

1.	7	Becky Simpson	2002
2.	6	Michelle Church	1994
3.	5	Becky Newbry	1999
	5	Becky Newbry	1996
	5	Leanne Rosser	1997
	5	Jaime Clark	2001
7.	4	Tami Storseth	1995
	4	Tami Storseth	1993
9.	3	14 Players	2003

HOME RUNS

1.	25	Kristen Rivera	2003
2.	24	Jenny Topping	2000
3.	23	Jaime Clark	2000
4.	21	Kristen Rivera	2005
5.	19	Jaime Clark	2002
6.	17	Aimee Minor	2005
	17	Jaime Clark	2003
	17	Kristen Rivera	2004
9.	16	Kristen Rivera	2002
10.	15	Sarah Hyatt	2005

STOLEN BASES (SB/SBA)

1.	59/63	Angie Marzetta	1993
2.	47/55	Shelley Brown	1997
3.	45/48	Tami Storseth	1995
4.	40/44	Angie Marzetta	1994
5.	35/39	Rosie Leutzing	1998
6.	33/38	Ashley Charters	2005
7.	33/39	Leanne Rosser	1997
8.	31/33	Tami Storseth	1996
9.	29/33	Rosie Leutzing	2000
10.	28/33	Rosie Leutzing	1999

WALKS

1.	68	Kristen Rivera	2005
2.	56	Kim DePaul	2000
	56	Jenny Topping	2000
4.	54	Kristen Rivera	2004
5.	53	Jennifer Cline	1993
6.	51	Jennifer Cline	1995
7.	42	Jennifer Cline	1996
8.	33	Tami Storseth	1996
9.	32	Jennifer Spediacci	1999
	32	Heather Tarr	1997

HIT BY PITCH

1.	19	Kim DePaul	2000
2.	16	Jaime Clark	2001
3.	11	Tami Storseth	1996
4.	10	Rosie Leutzing	1999
	10	Aimee Minor	2003
6.	9	Kim DePaul	1999
	9	Kim DePaul	2001
8.	8	Aimee Minor	2005
	8	Kim DePaul	1998
10.	7	Aimee Minor	2004
	7	Jaime Clark	2000
	7	Becky Newbry	1999
	7	Megan Owen	2003
	7	Kristen Rivera	2003/04

SACRIFICE HITS

1.	15	Kelly Hauxhurst	1999
	15	Rita Roach	2003
3.	14	Melissa Downs	2000
4.	12	Melissa Downs	1999
5.	11	Kim DePaul	2000
	11	Rita Roach	2004
7.	9	Shelley Brown	1995
	9	Kim DePaul	1999/01
	9	Erin Helgeland	1999
	9	Rosie Leutzing	1999
	9	Mindy Williams	1996

SACRIFICE FLIES

1.	7	Sara Pickering	1997
	7	Sara Pickering	1996
3.	6	Kara Gustine	1995
	6	Jennifer Cline	1993
5.	5	Sara Pickering	1995
6.	4	Jennifer Cline	1994
	4	Sarah Hyatt	2004
	4	Sara Pickering	1994
	4	Jennifer Spediacci	1999
	4	Jenny Topping	2000

SLUGGING PCT. (MIN. 100 AB)

1.	.960	Jenny Topping	2000
2.	.913	Kristen Rivera	2005
3.	.859	Kristen Rivera	2003
3.	.826	Jaime Clark	2002
4.	.825	Kristen Rivera	2004
5.	.807	Jaime Clark	2000
6.	.734	Jaime Clark	2001
7.	.727	Kristen Rivera	2002
8.	.690	Sara Pickering	1997
10.	.682	Aimee Minor	2005

ON-BASE PCT. (MIN. 100 AB)

1.	.593	Kristen Rivera	2005
2.	.569	Kristen Rivera	2004
3.	.565	Jenny Topping	2000
4.	.524	Jennifer Cline	1993
5.	.512	Angie Marzetta	1993
6.	.506	Jennifer Cline	1996
7.	.504	Jaime Clark	2002
8.	.502	Kim DePaul	2000
9.	.496	Becky Newbry	1999
10.	.489	Kristen Rivera	2003



The 2001 team was honored at a Seattle Mariners baseball game.

HISTORY

NCAA

OPPONENTS

REVIEW

PLAYERS

COACHES/STAFF

PREVIEW

GENERAL

CAREER RECORDS

EARNED RUN AVERAGE (MIN. 100 IP)

1.	1.10	Jennifer Spediacci	1997-00
2.	1.15	Jamie Graves	1997-00
3.	1.25	Heather Meyer	1995-96
4.	1.52	Tia Bollinger	2001-04
5.	1.64	Nancy Wagner	1993-94

APPEARANCES

1.	172	Tia Bollinger	2001-04
2.	168	Jamie Graves	1997-00
3.	166	Ashley Boek	2002-05
4.	159	Jennifer Spediacci	1997-00
5.	153	Stephanie Burns	1993-96

GAMES STARTED

1.	127	Ashley Boek	2002-05
2.	124	Jennifer Spediacci	1997-00
	124	Tia Bollinger	2001-04
4.	123	Stephanie Burns	1993-96
5.	117	Jamie Graves	1997-00

WINS

1.	100	Jennifer Spediacci	1997-00
2.	95	Tia Bollinger	2001-04
3.	91	Jamie Graves	1997-00
4.	86	Ashley Boek	2002-cur.
5.	80	Stephanie Burns	1993-96

SAVES

1.	12	Tia Bollinger	2001-04
2.	10	Jamie Graves	1997-00
3.	7	Ashley Boek	2002-cur.
4.	6	Jennifer Spediacci	1997-00
5.	4	Stephanie Burns	1993-96

COMPLETE GAMES

1.	95	Stephanie Burns	1993-96
2.	81	Tia Bollinger	2001-04
3.	80	Jennifer Spediacci	1997-00
4.	74	Ashley Boek	2002-cur.
5.	54	Jamie Graves	1997-00

SHUTOUTS

1.	40	Jennifer Spediacci	1997-00
2.	31	Stephanie Burns	1993-96
3.	27	Ashley Boek	2002-05
	27	Eve Gaw	1995-98
5.	26	Tia Bollinger	2001-04
	26	Jamie Graves	1997-00

INNINGS PITCHED

1.	839.1	Tia Bollinger	2001-04
2.	820.0	Jennifer Spediacci	1997-00
3.	803.0	Stephanie Burns	1993-96
4.	794.2	Ashley Boek	2002-05
5.	771.1	Jamie Graves	1997-00

STRIKEOUTS

1.	894	Jennifer Spediacci	1997-00
2.	843	Ashley Boek	2002-05
3.	753	Tia Bollinger	2001-04
4.	510	Jamie Graves	1997-00
5.	499	Stephanie Burns	1993-96

FEWEST WALKS/7 INNINGS (MIN. 100 IP)

1.	1.04	Jamie Graves	1997-00
2.	1.10	Stephanie Burns	1993-96
3.	1.51	Jennifer Spediacci	1997-00
4.	1.59	Heather Meyer	1995-96
5.	1.61	Tia Bollinger	2001-cur.

EARNED RUN AVERAGE (MIN. 100 IP)

1.	0.67	Jennifer Spediacci	2000
2.	0.69	Jamie Graves	2000
3.	0.76	Jamie Graves	1999
4.	0.99	Jennifer Spediacci	1999
5.	1.12	Tia Bollinger	2001

APPEARANCES

1.	53	Jamie Graves	1997
2.	51	Tia Bollinger	2003
3.	50	Tia Bollinger	2001
4.	46	Ashley Boek	2004
4.	46	Tia Bollinger	2002

GAMES STARTED

1.	43	Ashley Boek	2004
2.	39	Tia Bollinger	2001/03
	39	Eve Gaw	1995
	39	Stephanie Burns	1993
5.	36	Jennifer Spediacci	2000

WINS

1.	36	Tia Bollinger	2001
2.	34	Jennifer Spediacci	2000
3.	29	Ashley Boek	2004
4.	28	Tia Bollinger	2003
5.	27	Jamie Graves	2000
	27	Jennifer Spediacci	1998
	27	Eve Gaw	1995

SAVES

1.	7	Tia Bollinger	2002
2.	6	Jamie Graves	1997
3.	5	Tia Bollinger	2003
4.	3	Ashley Boek	2002
	3	Jamie Graves	1998

COMPLETE GAMES

1.	34	Ashley Boek	2004
2.	31	Jennifer Spediacci	1998
	31	Stephanie Burns	1993
4.	30	Tia Bollinger	2001
5.	28	Stephanie Burns	1994

SHUTOUTS

1.	16	Jennifer Spediacci	2000
2.	12	Eve Gaw	1995
3.	11	Ashley Boek	2004
	11	Tia Bollinger	2001
	11	Jennifer Spediacci	1999
	11	Stephanie Burns	1995

INNINGS PITCHED

1.	287.0	Tia Bollinger	2001
2.	279.1	Ashley Boek	2004
3.	254.1	Stephanie Burns	1993
4.	253.2	Tia Bollinger	2003
5.	241.1	Jennifer Spediacci	2000

STRIKEOUTS

1.	316	Jennifer Spediacci	2000
2.	283	Ashley Boek	2004
3.	260	Tia Bollinger	2001
4.	250	Jennifer Spediacci	1999
5.	236	Caitlin Noble	2005

SEASON RECORDS

FEWEST WALKS/7 INNINGS (MIN. 100 IP)

1.	0.59	Jamie Graves	1999
2.	0.66	Stephanie Burns	1996
3.	0.85	Stephanie Burns	1994
4.	0.93	Stephanie Burns	1995
5.	0.97	Jamie Graves	1998



Eve Gaw



Tia Bollinger

Year-By-Year Statistical Leaders

HITTING LEADERS

BATTING AVG. (MIN. 100 AB)

1993	Angie Marzetta	.472
1994	Angie Marzetta	.373
1995	Jennifer Cline	.354
1996	Sara Pickering	.405
1997	Sara Pickering	.413
1998	Eve Gaw	.345
	Erin Helgeland	.345
1999	Becky Newbry	.436
2000	Jenny Topping	.438
2001	Kelly Hauxhurst	.386
2002	Jaime Clark	.431
2003	Kristen Rivera	.395
2004	Kristen Rivera	.385
2005	Ashley Charters	.374

AT BATS

1993	Angie Marzetta	199
1994	Shelley Brown	208
1995	Tami Storseth	247
1996	Michelle Church	222
1997	Shelley Brown	234
1998	Rosie Leutzing	212
1999	Kelly Hauxhurst	218
2000	Rosie Leutzing	242
2001	Kelly Hauxhurst	189
2002	Becky Simpson	214
2003	Amanda Oleson	219
2004	Dominique Lastrapes	202
2005	Ashley Charters	174
	Dominique Lastrapes	174

RUNS

1993	Angie Marzetta	60
1994	Shelley Brown	48
1995	Tami Storseth	66
1996	Tami Storseth	70
1997	Shelley Brown	54
1998	Kim DePaul	38
1999	Rosie Leutzing	55
2000	Rosie Leutzing	60
2001	Jaime Clark	51
2002	Jaime Clark	59
2003	Jaime Clark	60
2004	Dominique Lastrapes	41
2005	Ashley Charters	53

HITS

1993	Angie Marzetta	94
1994	Shelley Brown	69
1995	Tami Storseth	85
1996	Sara Pickering	87
1997	Sara Pickering	88
1998	Rosie Leutzing	68
1999	Becky Newbry	92
2000	Rosie Leutzing	85
2001	Kelly Hauxhurst	73
2002	Jaime Clark	84
2003	Kristen Rivera	73
2004	Dominique Lastrapes	75
2005	Ashley Charters	65

RUNS BATTED IN

1993	Jennifer Cline	53
1994	Michelle Church	64
1995	Michelle Church	62
1996	Jennifer Cline	71
1997	Sara Pickering	64
1998	Eve Gaw	37
1999	Becky Newbry	55
2000	Jenny Topping	90
2001	Jaime Clark	52
2002	Jaime Clark	75
2003	Kristen Rivera	71
2004	Sarah Hyatt	49
2005	Kristen Rivera	54

DOUBLES

1993	Jennifer Cline	13
1994	Sara Pickering	16
1995	Sara Pickering	24
1996	Sara Pickering	24
1997	Sara Pickering	27
1998	Kim DePaul	11
1999	DePaul, Newbry	15
2000	Rosie Leutzing	25
2001	Jaime Clark	11
2002	Jaime Clark	14
2003	Kathy Fiske	13
	Dena Tyson	13
2004	Aimee Minor	12
2005	Dominique Lastrapes	13

TRIPLES

1993	Tami Storseth	4
1994	Michelle Church	6
1995	Tami Storseth	4
1996	Becky Newbry	5
1997	Leanne Rosser	5
1998	Rosie Leutzing	3
	Becky Newbry	3
	Becky Newbry	5
2000	Rosie Leutzing	3
2001	Jaime Clark	5
2002	Becky Simpson	7
2003	Jaime Clark	3
2004	Aimee Minor	3
2005	Four tied	1

HOME RUNS

1993	Jennifer Cline	9
1994	Jennifer Cline	11
1995	Jennifer Cline	13
1996	Jennifer Cline	10
1997	Sara Pickering	10
1998	Eve Gaw	8
1999	Kim DePaul	7
2000	Jenny Topping	24
2001	Jaime Clark	14
2002	Jaime Clark	19
2003	Kristen Rivera	25
2004	Kristen Rivera	17
2005	Kristen Rivera	21

STOLEN BASES

1993	Angie Marzetta	59
1994	Angie Marzetta	40
1995	Tami Storseth	45
1996	Tami Storseth	31
1997	Shelley Brown	47
1998	Rosie Leutzing	35
1999	Rosie Leutzing	28
2000	Rosie Leutzing	29
2001	DePaul/Simpson	13
2002	Jaime Clark	24
2003	Jaime Clark	25
2004	Amanda Oleson	10
2005	Ashley Charters	33

STOLEN BASES ATTEMPTED

1993	Angie Marzetta	63
1994	Angie Marzetta	44
1995	Tami Storseth	48
1996	Tami Storseth	33
1997	Shelley Brown	55
1998	Rosie Leutzing	39
1999	Rosie Leutzing	33
2000	Rosie Leutzing	33
2001	Kim DePaul	16
2002	Clark/Roach	26
2003	Jaime Clark	31
2004	Amanda Oleson	15
2005	Ashley Charters	38

WALKS


1993	Jennifer Cline	53
1994	Jennifer Cline	29
1995	Jennifer Cline	51
1996	Jennifer Cline	42
1997	Heather Tarr	32
1998	Eve Gaw	29
1999	Jennifer Spediacci	32
2000	DePaul, Topping	56
2001	Kim DePaul	31
2002	Clark/Rivera/Nicholson	29
2003	Kristen Rivera	29
2004	Kristen Rivera	54
2005	Kristen Rivera	68

HIT BY PITCH


1993	Angie Marzetta	5
1994	Marzetta, Storseth	6
1995	Gustine, Williams	4
1996	Tami Storseth	11
1997	Shelley Brown	6
1998	Kim DePaul	8
1999	Rosie Leutzing	10
2000	Kim DePaul	19
2001	Jaime Clark	16
2002	Courtney Jeffries	9
2003	Aimee Minor	10
2004	Aimee Minor	7
	Kristen Rivera	7
2005	Aimee Minor	8



Jaime Clark



Leanne Rosser



Jen Cline

HISTORY

NCAA

OPPONENTS

REVIEW

PLAYERS

COACHES/STAFF

PREVIEW

GENERAL

SACRIFICE HITS

1993	C. Bennett, A. Mick	5
1994	Shelley Brown	5
1995	Shelley Brown	9
1996	Mindy Williams	9
1997	S. Brown, R. Leutzinger	6
1998	Kim DePaul	7
1999	Kelly Hauxhurst	15
2000	Melissa Downs	14
2001	Kim DePaul	9
2002	Kathy Fiske	6
2003	Rita Roach	15
2004	Rita Roach	11
2005	Lauren Greer	6
	Jacki Hansen	6

SACRIFICE FLIES

1993	Jennifer Cline	6
1994	J. Cline, S. Pickering	4
1995	Kara Gustine	6
1996	Sara Pickering	7
1997	Sara Pickering	7
1998	Kim DePaul	3
1999	Jennifer Spediacci	4
2000	Jenny Topping	4
2001	Kim DePaul	3
2002	6 Tied	1
2003	Jaime Clark	2
	Kristen Rivera	2
2004	Sarah Hyatt	4
2005	Callie Bergan	2

SLUGGING PCT. (MIN. 100 AB)

1993	Jennifer Cline	.664
1994	Jennifer Cline	.627
1995	Jennifer Cline	.621
1996	Jennifer Cline	.622
1997	Sara Pickering	.690
1998	Eve Gaw	.552
1999	Becky Newbry	.597
2000	Jenny Topping	.960
2001	Jaime Clark	.734
2002	Jaime Clark	.826
2003	Kristen Rivera	.859
2004	Kristen Rivera	.825
2005	Kristen Rivera	.913

ON-BASE PCT. (MIN. 100 AB)

1993	Jennifer Cline	.524
1994	Angie Marzetta	.451
1995	Jennifer Cline	.486
1996	Jennifer Cline	.506
1997	Sara Pickering	.484
1998	Eve Gaw	.440
1999	Becky Newbry	.496
2000	Jenny Topping	.565
2001	Jaime Clark	.469
2002	Jaime Clark	.504
2003	Kristen Rivera	.489
2004	Kristen Rivera	.569
2005	Kristen Rivera	.593

PITCHING LEADERS**EARNED RUN AVG. (MIN. 100 IP)**

1993	Stephanie Burns	1.49
1994	Stephanie Burns	1.28
1995	Stephanie Burns	1.22
1996	Heather Meyer	1.22
1997	Jennifer Spediacci	1.96
1998	Jennifer Spediacci	1.15
1999	Jamie Graves	0.76
2000	Jennifer Spediacci	0.67
2001	Tia Bollinger	1.12
2002	Ashley Boek	1.19
2003	Tia Bollinger	1.32
2004	Ashley Boek	1.65
2005	Caitlin Noble	2.05

APPEARANCES

1993	Stephanie Burns	44
1994	Stephanie Burns	44
1995	Eve Gaw	41
1996	Heather Meyer	41
1997	Jamie Graves	53
1998	Jennifer Spediacci	41
1999	Jamie Graves	43
2000	Jennifer Spediacci	45
2001	Tia Bollinger	50
2002	Tia Bollinger	46
2003	Tia Bollinger	51
2004	Ashley Boek	46
2005	Ashley Boek	45

GAMES STARTED

1993	Stephanie Burns	39
1994	Stephanie Burns	34
1995	Eve Gaw	39
1996	Eve Gaw	29
1997	Gaw, Graves, Spediacci	23
1998	Jennifer Spediacci	31
1999	Jennifer Spediacci	34
2000	Jennifer Spediacci	36
2001	Tia Bollinger	39
2002	Tia Bollinger	30
2003	Tia Bollinger	39
2004	Ashley Boek	43
2005	Ashley Boek	33

WINS

1993	Stephanie Burns	21
1994	Stephanie Burns	25
1995	Eve Gaw	27
1996	Heather Meyer	25
1997	Jamie Graves	21
1998	Jennifer Spediacci	27
1999	Graves, Spediacci	25
2000	Jennifer Spediacci	34
2001	Tia Bollinger	36
2002	Tia Bollinger	20
2003	Tia Bollinger	28
2004	Ashley Boek	29
2005	Ashley Boek	20

WINNING PCT. (MIN. 10 DECISIONS)

1993	Stephanie Burns	.538
1994	Stephanie Burns	.679
1995	Eve Gaw	.771
1996	Eve Gaw	.909
1997	Jamie Graves	.778
1998	Jennifer Spediacci	.818
1999	Graves, Spediacci	.735
2000	Jennifer Spediacci	.872
2001	Tia Bollinger	.818
2002	Ashley Boek	.864
2003	Tia Bollinger	.757
2004	Ashley Boek	.763
2005	Caitlin Noble	.652

SAVES

1993	Stephanie Burns	1
1994	Stephanie Burns	2
1995	Heather Meyer	1
1996	Heather Meyer	2
1997	Jamie Graves	6
1998	Jamie Graves	3
1999	Graves, Spediacci, Wilcox	1
2000	Spediacci, Wilcox	1
2001	Shannon Walsh	1
2002	Tia Bollinger	7
2003	Tia Bollinger	5
2004	Ashley Boek	2
2005	Ashley Boek	2

FEWEST LOSSES


1993	Stephanie Burns	18
1994	Stephanie Burns	12
1995	Stephanie Burns	14
1996	Heather Meyer	4
1997	Jennifer Spediacci	7
1998	Jamie Graves	8
1999	Graves, Spediacci	9
2000	Jamie Graves	4
2001	Tia Bollinger	8
2002	Ashley Boek	3
2003	Ashley Boek	6
2004	Tia Bollinger	6
2005	Caitlin Noble	8

COMPLETE GAMES


1993	Stephanie Burns	31
1994	Stephanie Burns	28
1995	Stephanie Burns	27
1996	E. Gaw, H. Meyer	15
1997	Jennifer Spediacci	10
1998	Jennifer Spediacci	23
1999	Jennifer Spediacci	20
2000	Jennifer Spediacci	27
2001	Tia Bollinger	30
2002	Tia Bollinger	11
2003	Tia Bollinger	27
2004	Ashley Boek	34
2005	Ashley Boek	19



Ashley Boek



Nancy Wagner



Jamie Graves

Statistical Leaders/ Team Stats

SHUTOUTS

1993	Stephanie Burns	6
1994	Stephanie Burns	10
1995	Eve Gaw	12
1996	Heather Meyer	8
1997	Jamie Graves	6
1998	Jennifer Spediacci	8
1999	Jennifer Spediacci	11
2000	Jennifer Spediacci	16
2001	Tia Bollinger	11
2002	Tia Bollinger	3
2003	Tia Bollinger	10
2004	Ashley Boek	11
2005	Ashley Boek	9

INNINGS PITCHED

1993	Stephanie Burns	254.1
1994	Stephanie Burns	230.1
1995	Eve Gaw	216.1
1996	Heather Meyer	188.2
1997	Jamie Graves	197.1
1998	Jennifer Spediacci	213.1
1999	Jennifer Spediacci	226.1
2000	Jennifer Spediacci	241.1
2001	Tia Bollinger	287.0
2002	Tia Bollinger	184.0
2003	Tia Bollinger	253.2
2004	Ashley Boek	279.1
2005	Ashley Boek	196.2

STRIKEOUTS

1993	Stephanie Burns	154
1994	Stephanie Burns	150
1995	Eve Gaw	151
1996	Heather Meyer	148
1997	Jennifer Spediacci	116
1998	Jennifer Spediacci	212
1999	Jennifer Spediacci	250
2000	Jennifer Spediacci	316
2001	Tia Bollinger	260
2002	Tia Bollinger	172
2003	Tia Bollinger	207
2004	Ashley Boek	283
2005	Caitlin Noble	236

FEWEST HITS / 7 INNINGS

1993	Nancy Wagner	6.13
1994	Nancy Wagner	4.83
1995	Heather Meyer	4.61
1996	Eve Gaw	5.05
1997	Jamie Graves	6.14
1998	Jennifer Spediacci	4.17
1999	Jennifer Spediacci	3.50
2000	Jennifer Spediacci	3.92
2001	Tia Bollinger	4.83
2002	Ashley Boek	5.47
2003	Ashley Boek	5.34
2004	Ashley Boek	5.82
2005		

FEWEST WALKS / 7 INNINGS

1993	Stephanie Burns	1.65
1994	Stephanie Burns	0.85
1995	Stephanie Burns	0.93
1996	Stephanie Burns	0.66
1997	Jamie Graves	1.24
1998	Jamie Graves	0.97
1999	Jamie Graves	0.59
2000	Jamie Graves	1.34
2001	Tia Bollinger	1.66
2002	Tia Bollinger	2.13
2003	Tia Bollinger	1.19
2004	Tia Bollinger	2.26

FEWEST RUNS / 7 INNINGS

1993	Stephanie Burns	2.95
1994	Nancy Wagner	1.95
1995	Heather Meyer	1.70
1996	Heather Meyer	1.49
1997	Jamie Graves	2.70
1998	Jennifer Spediacci	1.51
1999	Jamie Graves	1.32
2000	Jennifer Spediacci	0.84
2001	Tia Bollinger	1.76
2002	Ashley Boek	1.98
2003	Tia Bollinger	1.80
2004	Ashley Boek	2.44
2005		

YEAR-BY-YEAR TEAM STATISTICS

PITCHING

YEAR	ERA	W-L	PCT	CG	SHO/CBO	Sv	IP	H	R	ER	BB	SO	2B	3B	HR	AB	BA	TB	Sig%
1993	1.60	31-27	.535	42	11/0	1	385.1	365	169	88	115	242	41	13	9	1498	.244	459	.306
1994	1.44	44-21	.677	47	20/1	2	432.1	331	122	89	103	294	39	9	10	1608	.206	418	.260
1995	1.66	50-23	.685	50	28/4	1	471.1	383	177	122	109	308	57	4	21	1782	.215	511	.287
1996	1.50	59-9	.868	39	23/4	3	449.1	375	129	96	107	313	42	2	13	1694	.221	460	.272
1997	2.16	50-19	.725	24	17/2	8	471.0	415	199	145	143	326	41	3	29	1784	.233	549	.308
1998	1.24	52-15	.776	41	28/10	7	442.0	286	103	78	81	365	43	1	14	1770	.182	373	.211
1999	0.88	51-18	.739	39	32/12	3	468.2	299	99	59	71	408	34	6	14	1667	.179	417	.250
2000	0.73	62-9	.873	42	33/12	2	478.2	301	77	50	109	517	33	2	15	1704	.177	383	.225
2001	2.09	40-23	.635	37	20/7	1	414.1	341	183	124	156	342	30	6	28	1561	.218	467	.299
2002	1.44	46-18	.719	21	18/12	12	418.0	337	137	86	120	404	39	2	22	1546	.218	446	.288
2003	1.81	47-16-1	.734	39	19/4	6	428.1	344	161	111	99	389	35	2	36	1597	.215	779	.464
2004	2.20	40-19	.678	47	15/2	2	395.0	356	173	124	154	397	29	2	26	1512	.235	467	.309
2005	2.32	35-22	.614	31	17/1	3	364.1	307	175	121	172	462	41	4	25	1368	.224	431	.315
Totals	1.48	520-204	.717	413	247/65	43	4795.1	3740	1570	1058	1286	3981	440	52	200	17982	.207	4914	.268

BATTING

YEAR	AVG	GP	AB	R	H	2B	3B	HR	RBI	TB	Sig%	BB	HBP	SO	OB%	SF	SH	SB-A
1993	.282	58	1559	265	440	58	12	15	213	567	.364	165	21	269	.356	11	32	84-97
1994	.299	65	1751	288	524	81	18	27	248	722	.412	134	35	245	.359	13	16	100-116
1995	.324	73	1985	426	644	105	14	39	363	894	.450	202	26	231	.391	20	25	90-102
1996	.343	68	1877	433	643	101	11	36	374	874	.466	218	29	210	.415	21	39	95-110
1997	.308	69	1880	353	579	83	16	32	284	790	.420	187	25	274	.376	13	42	194-229
1998	.284	67	1689	281	480	68	12	15	235	617	.365	146	28	208	.349	10	42	167-185
1999	.286	69	1797	295	514	77	12	26	264	693	.386	175	36	267	.359	11	64	110-131
2000	.304	71	1866	399	568	115	9	84	369	953	.511	251	43	311	.397	13	48	100-123
2001	.291	63	1657	294	483	58	16	45	259	708	.427	137	38	393	.357	9	39	75-101
2002	.289	64	1669	322	483	75	20	52	274	754	.452	182	33	402	.369	6	27	105-124
2003	.274	64	1678	313	460	78	8	75	277	779	.464	196	47	334	.365	6	44	64-81
2004	.273	59	1541	275	421	66	5	43	246	626	.406	192	38	338	.365	12	36	39-56
2005	.281	57	1437	316	404	61	4	80	288	713	.496	215	41	398	.389	4	33	74-94
Totals	.300	724	19167	3672	5762	881	144	451	3171	8285	.427	2012	355	3208	.374	131	407	1194-1413

1987	PAC-10			OVERALL		
	W	L	PCT	W	L	PCT
California	8	2	.800	34	15	.694
UCLA	7	3	.700	50	10	.833
Arizona	6	4	.600	42	16	.724
Arizona State	6	4	.600	41	15	.732
Oregon	2	8	.200	23	30	.434
Oregon State	1	9	.100	16	21	.432

1988	PAC-10			OVERALL		
	W	L	PCT	W	L	PCT
UCLA	15	3	.833	53	8	.869
Arizona	15	5	.750	54	18	.750
Oregon	9	11	.450	32	26	.552
Arizona State	8	12	.400	26	25	.510
California	7	11	.389	38	22	.633
Oregon State	2	14	.125	13	32	.289

1989	PAC-10			OVERALL		
	W	L	PCT	W	L	PCT
UCLA	18	2	.900	48	4	.923
Oregon	13	7	.650	54	18	.750
Arizona	11	9	.550	48	19	.716
California	10	10	.500	38	26	.594
Arizona State	7	13	.350	34	26	.567
Oregon State	1	19	.050	7	30	.189

1990	PAC-10			OVERALL		
	W	L	PCT	W	L	PCT
UCLA	16	2	.889	62	7	.899
Arizona	12	6	.667	49	17	.899
Oregon	9	9	.500	35	23	.603
California	9	9	.500	41	28	.633
Arizona State	10	10	.500	43	32	.573
Oregon State	0	18	.000	6	40	.130

1991	PAC-10			OVERALL		
	W	L	PCT	W	L	PCT
UCLA	16	4	.800	50	5	.909
Arizona State	15	5	.750	43	16	.729
California	14	6	.700	48	18	.727
Arizona	11	9	.550	50	15	.769
Oregon	4	16	.200	29	29	.500
Oregon State	0	20	.000	9	43	.173

1992	PAC-10			OVERALL		
	W	L	PCT	W	L	PCT
Arizona	16	2	.889	58	7	.892
UCLA	14	2	.875	54	2	.964
California	8	8	.500	47	16	.746
Arizona State	7	9	.438	27	21	.563
Oregon	5	13	.278	26	28	.482
Oregon State	2	18	.100	13	28	.317

1993	PAC-10			OVERALL		
	W	L	PCT	W	L	PCT
UCLA	25	1	.962	50	5	.909
Arizona	15	3	.833	44	8	.846
Arizona State	13	11	.545	34	26	.567
California	12	10	.545	37	20	.649
Oregon	8	8	.500	18	16	.529
Oregon State	6	13	.316	13	19	.406
Washington	7	18	.280	31	27	.535
Stanford	0	22	.000	1	41	.024

1994	PAC-10			OVERALL		
	W	L	PCT	W	L	PCT
Arizona	23	1	.958	64	3	.955
UCLA	16	6	.723	43	14	.754
Washington	14	10	.583	44	21	.694
Oregon	12	12	.500	38	22	.633
California	10	12	.455	40	21	.746
Arizona State	7	17	.292	22	41	.349
Oregon State	0	24	.000	16	41	.281

1995	PAC-10			OVERALL		
	W	L	PCT	W	L	PCT
Arizona	24	4	.857	66	6	.917
UCLA	23	4	.852	50	6	.893
California	20	8	.714	41	21	.661
Washington	17	11	.607	50	23	.685
Oregon	12	15	.444	25	26	.490
Arizona State	10	18	.357	29	26	.527
Oregon State	4	26	.133	13	41	.241
Stanford	1	27	.036	14	36	.280

1996	PAC-10			OVERALL		
	W	L	PCT	W	L	PCT
Washington	23	4	.852	59	9	.868
Arizona	23	5	.821	58	9	.866
UCLA	20	7	.741	47	11	.810
California	14	12	.538	41	23	.641
Arizona State	10	18	.357	34	27	.557
Stanford	7	19	.269	24	29	.453
Oregon	5	18	.217	21	30	.412
Oregon State	3	22	.120	15	35	.300

1997	PAC-10			OVERALL		
	W	L	PCT	W	L	PCT
Arizona	26	1	.963	61	5	.924
UCLA	21	7	.750	49	14	.778
Washington	16	11	.593	50	19	.725
California	13	14	.481	36	26	.581
Stanford	10	18	.357	31	27	.534
Arizona State	9	19	.321	32	25	.561
Oregon	9	19	.321	24	25	.408
Oregon State	6	21	.222	29	34	.461

1998	PAC-10			OVERALL		
	W	L	PCT	W	L	PCT
Arizona	27	1	.964	67	4	.943
Washington	19	9	.678	52	15	.776
Stanford	17	11	.607	41	18	.694
California	12	14	.461	35	27	.565
Oregon	10	18	.357	40	31	.563
Arizona State	9	19	.321	38	27	.584
UCLA	8	18	.307	18	27	.400
Oregon State	8	20	.285	27	28	.490

1999	PAC-10			OVERALL		
	W	L	PCT	W	L	PCT
UCLA	22	6	.786	63	6	.913
Arizona	19	9	.679	53	16	.768
Washington	15	12	.555	51	18	.739
Oregon State	14	14	.500	47	25	.653
California	13	14	.481	51	22	.699
Oregon	10	18	.357	40	29	.580
Stanford	10	18	.357	40	25	.615
Arizona State	8	20	.285	41	28	.594

2000	PAC-10			OVERALL		
	W	L	PCT	W	L	PCT
Washington	17	4	.810	62	9	.873
Arizona	16	4	.800	59	9	.868
UCLA	14	7	.667	46	12	.788
Stanford	9	12	.429	45	18	.714
Arizona State	8	13	.381	43	20	.683
Oregon State	7	13	.350	40	21	.653
California	6	15	.286	49	25	.662
Oregon	6	15	.286	36	29	.554

2001	PAC-10			OVERALL		
	W	L	PCT	W	L	PCT
Arizona	19	2	.905	65	4	.942
UCLA	16	5	.762	62	6	.912
WASHINGTON	11	10	.524	40	23	.635
Stanford	11	10	.524	54	16	.768
Oregon State	10	10	.500	44	24	.645
Arizona State	9	12	.429	36	22	.621
California	6	14	.300	54	18	.750
Oregon	1	20	.048	28	40	.412

2002	PAC-10			OVERALL		
	W	L	PCT	W	L	PCT
UCLA	18	3	.857	55	9	.859
Arizona	15	6	.714	55	12	.821
Washington	13	8	.619	46	18	.719
California	12	9	.571	56	19	.747
Arizona State	10	11	.476	46	20	.697
Stanford	7	14	.333	44	20	.688
Oregon State	7	14	.333	40	25	.615
Oregon	2	19	.095	24	30	.444

2003	PAC-10			OVERALL		
	W	L	PCT	W	L	PCT
Arizona	19	2	.905	56	7	.889
UCLA	17	4	.809	54	7	.885
California	10	11	.476	49	20	.714
Oregon	10	11	.476	37	19	.660
Washington	9	12	.428	47	16	.742
Stanford	7	14	.333	41	26	.612
Arizona State	7	14	.333	32	25	.561
Oregon State	5	16	.238	36	31	.537

2004	PAC-10			OVERALL		
	W	L	PCT	W	L	PCT
Arizona	17	3	.850	55	6	.902
California	13	8	.619	53	13	.803
Stanford	13	8	.619	49	19	.721
UCLA	12	8	.600	47	9	.839
Washington	10	10	.500	40	19	.678
Oregon	10	11	.476	42	21	.667
Oregon State	4	17	.190	44	28	.611
Arizona State	3	17	.150	33	31	.516

2005	PAC-10			OVERALL		
	W	L	PCT	W	L	PCT
California	13	8	.620	52	15	.777
Arizona	13	8	.620	45	12	.789
Oregon State	13	8	.620	43	16	.728
Stanford	13	8	.620	43	16	.728
UCLA	11	10	.524	40	20	.666
Washington	10	11	.476	35	22	.614
Oregon	7	14	.333	36	25	.590
Arizona State	4	17	.191	30	26	.535

WASHINGTON'S YEAR-BY-YEAR BREAKDOWN

Year	Overall Record	National Finish	Final Ranking	Conference Record	Conference Finish	Head Coach
1993	31-27 (.534)			7-18 (.280)	8th	Teresa Wilson
1994	44-21 (.677)	Regional Participant	No. 10	14-10 (.583)	3rd	Teresa Wilson
1995	50-23 (.685)	Regional Finals	No. 15	17-11 (.607)	4th	Teresa Wilson
1996	59-9 (.868)	Second	No. 2	23-4 (.852)	1st	Teresa Wilson
1997	50-19 (.725)	Tied third	No. 4	16-11 (.593)	3rd	Teresa Wilson
1998	52-15 (.788)	Third	No. 3	19-9 (.679)	2nd	Teresa Wilson
1999	51-18 (.739)	Second	No. 2	15-12 (.556)	3rd	Teresa Wilson
2000	62-9 (.873)	Tied Fifth	No. 5	17-4 (.810)	1st	Teresa Wilson
2001	40-23 (.635)	Regional Finals	No. 13	11-10 (.524)	t3rd	Teresa Wilson
2002	46-18 (.750)	Regional Participant	No. 14	13-8 (.619)	t3rd	Teresa Wilson
2003	47-16-1 (.742)	Tied Fifth	No. 6	9-12 (.429)	5th	Teresa Wilson
2004	40-19 (.678)	Tied Seventh	No. 7	10-10 (.500)	5th	Scott Centala/Steve Dailey
2005	35-22 (.614)	Super Regionals	No. 14	10-11 (.476)	6th	Heather Tarr
Totals	607-239-1 (.717)			181-130 (.581)		

All-Time Roster

A

Kim Andrews, 1993-94 (29 G, .263 avg., 5 R, 10 H)

B

Angela Bennett, 1997-98 (92 G, .205 avg., 39 AB, 28 R, 8 H)
 Chellee Bennett, 1993 (11 G, .179 avg., 28 AB, 1 R, 5 H)
 Callie Bergan, 2001-05 (75 G, .229 avg., 22 RBIs, 157 PO)
 Ashley Bock, 2002-05 (166 APP, 1.88 ERA, 86-36 W-L, 843 SO)
 Tia Bollinger, 2001-04 (172 APP, 1.52 ERA, 95-33 W-L, 753 SO)
 Jessica Bork, 1999-00 (76 G, .143 avg., 7 AB, 24 R)
 Gina Brewer, 1999 (2 GP)
 Shelley Brown, 1994-97 (247 G, .321 avg., 176 R, 262 H, 105 SB)
 Stephanie Burns, 1993-96 (80-47, 1.40 ERA, 123 GS, 499 SO)

C

Ashley Charters, 2005-cur. (57 G, .374 avg., 65 H, 5 2B, 25 BB, 31 SB)
 Michelle Church, 1993-96 (264 G, .335 avg., 282 H, 225 RBIs)
 Jaime Clark, 2000-03 (261 G, .370 avg., 292 H, 73 HR, 243 RBIs)
 Jennifer Cline, 1993-96 (262 G, .361 avg., 227 RBIs, 43 HR)
Torie Coury, 2005-cur. (33 G, .141 avg., 4 RBIs)

D

Kim DePaul, 1998-01 (270 G, .289 avg., 171 R, 151 RBIs, 139 BB)
 Melissa Downs, 1997-00 (159 G, .284 avg., 101 H, 64 RBIs)

E

Kailyn Ellinger, 2005 (23 G, .111 avg., 2 BB, 2 PO)
 Amber Engen, 1998 (40 G, 0 AB, 15 R, 7 SB)

F

Kathy Fiske, 2002-05 (220 GP, .274 avg., 178 H, 34 HR, 140 RBIs)
 Leah Francis, 1995-98 (208 G, .279 avg., 463 AB, 129 H, 67 RBIs)

G

Eve Gaw, 1995-98 (69-17, 2.01 ERA, 126/100 G/GS, .326 avg.)
 Jeanine Giordano, 1996-00 (234 G, .217 avg., 85 H, 49 RBIs)
 Jamie Graves, 1997-00 (91-27, 1.15 ERA, 168/117 G/GS)
Lauren Greer, 2005-cur. (55 G, .259 avg., 6 2B, 6 HR, 15 RBIs)
 Kara Gustine, 1994-95 (94 G, .326 avg., 233 AB, 76 H, 45 RBIs)

H

Jacki Hansen, 2005-cur. (57 G, 25 H, 14 RBIs)
 Amy Hanson, 2000-03 (120 G, .175 avg., 248 AB, 10 2B, 543 PO)
 Kelly Hauxhurst, 1998-01 (269 G, .321 avg., 260 H, 97 RBIs)
 Erin Helgeland, 1997-00 (241 G, .253 avg., 135 H, 76 RBIs)
 Nicki Holt, 2001-2002 (67 G, 21 R, 15 AB)
Sarah Hyatt, 2003-cur. (176 G, .249 avg., 123 H, 34 HR, 112 RBIs)

J

Courtney Jeffries, 2001-04 (181 G, .201 avg., 81 H, 48 RBIs)

L

Kirstin L'Heureux, 2005 (19 G, .182 avg., 3 2B)
Dominique Lastrapes, 2004-cur. (114 G, 134 H, 23 2B, 41 RBIs)
 Rosie Leutzinger, 1997-00 (264 G, .320 avg., 44 2B, 113 SB)
 Amber Lunzer, 1997-98 (14 G, 3 AB, 2 R)

M

Angie Marzetta, 1993-94 (106 G, .429 avg., 97 R, 151 H, 99 SB)
 Lauren McJunkin, 2000 (15 G, 2 AB, 2 R)
 Bridget McKay, 1993-95 (106 G, .215 avg., 149 AB, 32 H, 33 R)
 Megan McLain, 1994 (10 G, .375 avg., 8 AB, 1 R, 3 H)
 Heather Meyer, 1995-96 (28-5, 1.25 ERA, 60/22 GP/S, 176 SO)
 Allison Mick, 1993-96 (83 G, .189 avg., 111 AB, 21 H, 20 R)
Aimee Minor, 2003-cur. (176 G, .274 avg., 129 H, 30 2B, 25 HR, 97 RBIs)

N

Becky Newbry, 1996-99 (266 G, .368 avg., 181 R, 286 H, 16 3B)
Caitlin Noble, 2005-cur. (2.05 ERA, 15-8 W/L, 167.2 IP, 236 SO)
 Shawna Norris, 2001-02 (24 GP, .242 avg., 8 H, 4R)
 Jami Nyblod, 1996-98 (104 G, .192 avg., 156 AB, 9 R, 30 H)

O

Amanda Oleson, 2001-04 (246 G, .297 avg., 227 H, 87 RBIs)
 Monika Ota, 1996 (20 G, 4 AB, 7 R)
 Megan Owen, 2001-03 (69 GP, .212 avg., 24 R, 14.2 IP)

P

Sara Pickering, 1994-97 (271 G, .379 avg., 188 R, 319 H, 91 2B)
 Denia Pisia, 1998 (25 G, .130 avg., 23 AB, 7 R, 3 H, 6 RBIs)

Q

Beth Queypo, 1993 (57 G, .239 avg., 159 AB, 19 R, 38 H)

R

Rochelle Rahal, 1994-97 (129 G, .311 avg., 119 AB, 30 R, 37 H)
 Jamie Redd, 1997 (13 G, 1 AB, 6 R)
 Kristen Rivera, 2002-05 (244 G, .372 avg., 237 H, 41 2B, 79 HR, 233 RBIs)
 Rita Roach, 2001-04 (228 G, .280 avg., 123 R, 182 H)
 Christie Rosenblad, 1998-01 (266 G, .270 avg., 75 R, 153 H)
 Leanne Rosser, 1995-97 (233 G, .296 avg., 500 AB, 103 R, 148 H)

S

Amy Scappini, 1995 (50 G, .333 avg., 3 AB, 24 R, 1 H)
 Dana Schellenger, 1996 (4 G, .500 avg., 4 AB, 1 R, 2 H)
 Leslie Scott, 2002-cur. (8-5 W-L, 4.30 ERA, 33 APP, 79 SO)
 Karen Shauli, 1993-94 (98 G, .228 avg., 224 AB, 23 R, 51 H)
 Becky Simpson, 1999-02 (236 G, .307 avg., 110 R, 118 H)
 Marie Smith, 1996-97 (64 G, .154 avg., 13 AB, 24 R, 2 H)
 Jennifer Spediacci, 1997-00 (100-27, 1.10 ERA, 124 G, .298 avg.)
 Tami Storseth, 1993-96 (261 G, .329 avg., 264 H, 100 RBIs, 12 3B)
 Jenn Sumskey, 1999 (18 G, .294 avg., 17 AB, 2 R, 5 H, 3 RBIs)

T

Heather Tarr, 1994-97 (244 G, .292 avg., 110 R, 181 H, 104 RBIs)
 Traci Tawney, 2000-03 (143 G, .213 avg., 94 AB, 15 H)
 Jenny Topping, 1999-00 (76 G, .430 avg., 86 H, 27 HR, 101 RBIs)
Dena Tyson, 2003-cur. (114 G, .246 avg., 74 H, 10 HR, 54 RBIs)

W

Robyn Waddle, 2001 (11 GP, 1 AP, 4 R)
 Nancy Jackson Wagner, 1993-94 (27-16, 1.64 ERA, 45 GS, 216 SO)
 Shannon Walsh, 1999-01 (126 G, 4-14, 3.77 ERA, .188 avg., 52 H)
 Nicole Wicks, 2001-02 (53 GP, 70 AB, 15 R)
 Robyn Wike, 2004 (28 G, 11 H, 12 RBIs)
 Megan Wikstrom, 1993-95 (79 G, .238 avg., 193 AB, 34 R, 46 H)
 Bridget Wilcox, 1999-00 (2-1, 1.81 ERA, 32/3 APP/GS, 58.0 IP, 29 K)
 Jessica Wilkinson, 2002-05 (76 G, 24 R)
 Mindy Williams, 1993-96 (264 G, .260 avg., 108 R, 191 H, 97 2B)
 Stephanie Wold, 1993 (13G, .375 avg., 8 AB, 2 R, 3 H)

Y

Michelle Yarbrough, 1998 (8 G, .333 avg., 6 AB, 3 R, 2 H)

() = career stats

Bold indicates current players.

ALL-TIME HEAD COACH ROSTER

Scott Centala, (co-head coach) 2004 40-19 (.678)
 Steve Dailey, (co-head coach) 2004 40-19 (.678)
 Heather Tarr, 2005-cur. 35-22 (.614)
 Teresa Wilson, 1993-2003 532-198-1 (.728)

1993
31-27 (PAC-10: 7-18)
COACH: TERESA WILSON

Date	Opponent	Score
2/25	Michigan (11) ¹	L, 0-7
2/26	Michigan (11) ¹	W, 4-0
2/26	Sam Houston St. ¹	W, 3-1
2/27	Iowa ¹	L, 1-6
2/27	San Diego St. ¹	W, 1-0
3/2	at Arizona St. (19)*	L, 1-2
3/2	at Arizona St. (19)*	L, 0-7
3/3	at Arizona (2)*	L, 2-11
3/3	at Arizona (2)*	L, 0-10
3/4	Northwestern ²	W, 4-1
3/4	Minnesota ²	W, 5-1
3/5	Fresno St. (3) ²	L, 0-7
3/5	Arizona (2) ²	L, 4-7
3/6	CS Fullerton (5) ²	W, 11-1
3/6	Arizona St. (19) ²	W, 6-3
3/7	Arizona (2) ²	L, 2-3
3/13	Tulsa ³	W, 8-0
3/13	Oklahoma City ³	L, 2-3
3/13	Texas A&M ³	W, 7-2
3/14	Creighton ³	L, 1-2
3/14	Indiana ³	L, 0-3
3/14	SW Missouri St. ³	W, 6-1
3/20	at St. Mary's	W, 10-0
3/20	at St. Mary's	W, 7-0
3/21	at Santa Clara	W, 3-1
3/21	at Santa Clara	W, 10-0
3/22	at Stanford*	W, 22-0
3/22	at Stanford*	W, 24-0
3/24	at California (4)*	L, 0-3
3/24	at California (4)*	L, 1-2
3/25	W. Illinois ⁴	W, 6-3
3/25	CS Fullerton ⁴	W, 1-0
3/26	Kansas (13) ⁴	W, 4-2
3/27	Ohio St. ⁴	W, 4-0
3/27	Utah ⁴	L, 1-4
4/1	Simon Fraser	W, 7-4
4/1	Simon Fraser	W, 6-1
4/3	Oregon*	L, 2-3
4/3	Oregon*	L, 1-11
4/4	Portland St.	W, 4-2
4/4	Portland St.	W, 5-4
4/9	Arizona St. (16)*	L, 2-3
4/9	Arizona St. (16)*	L, 0-1
4/16	UCLA (1)*	L, 0-1
4/16	UCLA (1)*	L, 2-10
4/18	UCLA (1)*	L, 0-3
4/18	UCLA (1)*	L, 0-4
4/19	Willamette	W, 2-0
4/19	Willamette	W, 8-2
4/24	at Oregon*	W, 7-4
4/30	Stanford*	W, 28-0
4/30	Stanford*	W, 15-0
5/4	Arizona (3)*	L, 0-2
5/4	Arizona (3)*	L, 4-7
5/6	Oregon St.*	W, 4-2
5/6	Oregon St.*	W, 3-0
5/8	California (10)*	L, 2-9
5/8	California (10)*	L, 2-3

1994
44-21 (PAC-10: 14-10)
COACH: TERESA WILSON

Date	Opponent	Score
2/19	Minnesota ⁵	W, 5-0
2/19	CS Northridge (6) ⁵	L, 0-1
2/20	CS Fullerton (16) ⁵	W, 5-0
2/24	Michigan ¹	W, 1-0
2/24	Sam Houston St. ¹	W, 8-0
2/25	Iowa (8) ¹	W, 7-0
2/25	Michigan ¹	L, 0-1
2/26	Oklahoma St. (3) ¹	W, 2-1
2/27	Ohio St. ¹	W, 6-4
3/3	CS Fullerton (16) ²	W, 10-8
3/3	Arizona St. (22) ²	W, 8-5
3/4	Arizona (1) ²	L, 2-4
3/4	Fresno St. (7) ²	L, 1-4
3/5	Ohio St. ²	L, 1-2
3/5	CS Fullerton (16) ²	L, 2-4
3/8	at Arizona (1)*	L, 3-4; L, 2-4
3/9	at Arizona St. (22)*	W, 5-1; W, 6-2
3/19	at Pacific	W, 8-3; W, 4-0
3/20	at St. Mary's	W, 16-0; W, 2-1
3/21	at Santa Clara	W, 7-0; W, 10-1
3/22	at Utah (25)	W, 2-1; W, 2-0
3/24	UNLV (19) ⁴	L, 3-4
3/24	Oklahoma St. (13) ⁴	L, 0-5
3/25	Fresno St. (7) ⁴	W, 5-1
3/26	CS Fullerton (16) ⁴	W, 2-1
3/26	Georgia St. ⁴	W, 8-2
3/27	Fresno St. (7) ⁴	W, 3-2
3/27	SW Louisiana (13) ⁴	L, 1-2
3/28	at UCLA (2)*	L, 1-3; L, 3-6
3/30	at California (7)*	L, 2-4; W, 6-4
4/2	at Oregon (17)*	L, 0-2; W, 7-1
4/3	at Oregon St.*	W, 4-0; W, 11-0
4/10	Willamette	W, 6-0; W, 4-0
4/16	UCLA (6)*	L, 1-4; L, 1-6
4/22	Arizona St.*	W, 6-1; W, 2-1
4/26	Simon Fraser	W, 11-0; W, 7-0
4/29	Oregon St.*	W, 8-1; W, 2-0
4/30	Oregon (10)*	W, 4-3; L, 1-4
5/1	Portland St.	W, 8-0; W, 7-0
5/3	Puget Sound	W, 6-0; W, 9-1
5/7	California (14)*	W, 3-2; W, 7-2
5/14	Arizona (1)*	L, 1-2; W, 2-1
5/20	CS Fullerton (20)#	L, 1-2
5/21	Maine#	W, 10-0
5/21	CS Fullerton (20)#	L, 0-4

1995
50-23 (PAC-10: 17-11)
COACH: TERESA WILSON

Date	Opponent	Score
2/17	CS Northridge (10) ⁵	L, 2-3
2/17	Tennessee Tech ⁵	W, 13-0
2/18	Fresno St. (3) ⁵	L, 0-2
2/18	Loyola Marymount ⁵	W, 8-0
2/18	San Diego St. ⁵	W, 6-2
2/19	UCLA (2) ⁵	L, 2-6
2/19	California (12) ⁵	L, 1-6
2/19	LBSU (19) ⁵	W, 12-1
2/23	Michigan (18) ¹	L, 1-4
2/24	Tulsa ¹	W, 17-0
2/25	San Diego St. ¹	W, 6-0
2/25	Cal Poly SLO ¹	W, 9-0
2/26	Hawaii (9) ¹	L, 0-7
3/2	Southern Utah ⁶	W, 8-4
3/2	NE Louisiana ⁶	W, 8-0
3/3	Oklahoma (18) ⁶	W, 3-2
3/3	Wichita St. ⁶	W, 2-1
3/4	Fresno St. (3) ⁶	L, 3-6
3/4	Nebraska (10) ⁶	L, 2-3
3/4	Oregon St. ⁶	W, 11-2
3/17	Bowling Green ⁷	W, 8-1
3/17	St. Mary's ⁷	W, 17-0
3/17	Nebraska (12) ⁷	L, 4-6
3/18	California (7) ⁷	W, 3-2
3/18	SF Austin ⁷	W, 3-2
3/18	Colorado St. ⁷	W, 8-4
3/19	San Jose St. ⁷	W, 16-3
3/22	Kansas (16) ⁷	W, 4-3
3/24	Fresno St. (3) ⁴	W, 2-1
3/24	DePaul ⁴	W, 3-0
3/25	Texas A&M (20) ⁴	W, 8-6
3/25	Oklahoma St. (15) ⁴	W, 4-2
3/26	Arizona (1) ⁴	L, 2-6
3/27	at UCLA (2)*	L, 3-5; L, 4-6
3/29	at California (6)*	L, 1-2; L, 1-5
3/30	at Stanford*	W, 8-3; W, 11-0
4/1	Arizona (1)*	L, 0-5; L, 2-6
4/2	California (13)*	L, 1-3; L, 14-15
4/4	Simon Fraser	W, 8-0; W, 9-0
4/9	W. Washington	W, 4-0; W, 7-0
4/15	at Oregon*	W, 4-0; W, 6-0
4/16	at Oregon St.*	W, 22-1; W, 6-0
4/19	Pacific Lutheran	W, 10-0; W, 8-0
4/22	Oregon*	W, 4-0; W, 9-0
4/23	Oregon St.*	W, 8-0; W, 7-2
4/28	at Arizona St.*	W, 6-0; W, 3-1
4/29	at Arizona (2)*	L, 0-7; L, 2-11
5/3	Puget Sound	W, 8-0; W, 4-0
5/6	Stanford*	W, 9-0; W, 10-0
5/7	UCLA (2)*	L, 0-3; W, 1-0
5/13	Arizona St.*	W, 9-4; W, 6-1
5/19	Louisiana Tech#	W, 1-0
5/20	SW Louisiana (6)#	L, 6-7
5/20	Nicholls St. (16)#	W, 7-2
5/21	SW Louisiana (6)#	L, 1-3

1996
59-9 (PAC-10: 23-4)
COACH: TERESA WILSON

Date	Opponent	Score
2/16	Florida St. (16) ¹	W, 13-6
2/16	Ohio St. ¹	W, 17-4
2/16	San Diego St. ¹	W, 3-2
2/17	Utah St. ¹	W, 12-1
2/17	Purdue ¹	W, 9-4
2/18	UNLV (5) ¹	W, 4-0
2/23	New Mexico St. ²	W, 6-1
2/23	Ohio St. ²	W, 6-3
2/24	New Mexico St. ²	W, 5-2
2/24	Arizona (2) ²	L, 1-4
2/25	Ohio St. ²	W, 3-2
3/1	Florida St. (13) ⁸	W, 3-1
3/1	LBSU ⁸	W, 4-0
3/2	Massachusetts ⁸	W, 6-1
3/2	Notre Dame ⁸	W, 7-1
3/3	S. Carolina (14) ⁸	W, 4-1
3/3	Indiana ⁸	W, 10-0
3/15	Northern Illinois ⁹	W, 8-4
3/15	St. Mary's ⁹	W, 19-0
3/15	Pacific (21) ⁹	W, 13-3
3/16	Colorado St. ⁹	W, 9-2
3/16	California (13) ⁹	W, 7-2
3/16	N. Illinois ⁹	W, 12-4
3/17	Colorado St. ⁹	W, 2-0
3/19	at California (13)*	W, 5-0; L, 0-1
3/21	SW Louisiana (9) ⁴	L, 1-4
3/21	Georgia St. ⁴	W, 7-1
3/22	CS Northridge (5) ⁴	L, 1-2
3/23	DePaul ⁴	W, 4-0
3/23	Oklahoma St. ⁴	W, 7-3
3/24	CS Fullerton (7) ⁴	W, 1-0
3/24	Arizona (1) ⁴	L, 0-9
3/26	at Stanford*	W, 7-0; W, 3-0
3/30	at Arizona St. (20)*	W, 5-4; W, 6-1
3/31	at Arizona (1)*	W, 10-4; L, 4-7
4/6	at UCLA (3)*	W, 4-1; L, 3-4
4/13	California (12)*	W, 3-0; W, 3-2
4/14	Pacific Lutheran	W, 1-0; W, 16-0
4/20	Arizona (1)*	W, 2-1; W, 7-0
4/27	at Oregon*	W, 8-0; W, 9-4
4/28	at Oregon St.*	W, 2-1; W, 5-0
4/30	Simon Fraser	W, 7-1
5/2	Oregon*	W, 8-0; W, 12-0
5/5	Stanford*	W, 6-0; W, 9-1
5/8	Oregon St.*	W, 11-2; W, 13-0
5/11	Arizona St.*	W, 3-0; W, 4-0
5/12	UCLA (4)*	L, 5-8
5/17	Jacksonville St.#	W, 2-0
5/18	Oklahoma St. (17)#	W, 9-3
5/19	Oklahoma St. (17)#	W, 9-1
5/23	Princeton (24)ε	W, 7-1
5/24	California (11)ε	W, 9-7
5/26	UCLA (4)ε	W, 8-2
5/27	Arizona (2)εε	L, 4-6

LEGEND

εε CWS Championship game
 ε NCAA World Series game
 # NCAA Tournament game
 * Pacific-10 Conference game

¹ Arizona State Tourn., Tempe, Ariz.
² Arizona Classic, Tucson, Ariz.
³ Texas A&M Classic, College Station, Texas
⁴ Pony/Kia Classic, Fullerton, Calif.
⁵ SDSU Classic, San Diego, Calif.
⁶ NMSU Tourn., Las Cruces, N.M.
⁷ Nat'l. Inv. Softball Tourn., San Jose, Calif.
⁸ NFCA Leadoff Classic, Columbus, Ga.
⁹ Nat'l. Inv. Softball Tourn., Sunnyvale, Calif.
¹⁰ UNLV Classic, Las Vegas, Nev.
¹¹ Louisville Slugger Classic, Gainesville, Fla.
¹² Easton Showcase, Fullerton, Calif.
¹³ Matador Invitational, Northridge, Calif.
¹⁴ Texas Invitational, Austin, Texas

¹⁵ Red Desert Classic, St. George, Utah
¹⁶ Fullerton, Calif.
¹⁷ Fiesta Bowl Invitational, Phoenix, Ariz.
¹⁸ Holiday Inn Invitational, Tampa, Fla.
¹⁹ Hawaii Chevron Classic, Honolulu, Hawaii
²⁰ Worth Invitational, Fullerton, Calif.
²¹ Speedline Invitational, Plant City, Fla.
²² Capital Classic, Sacramento, Calif.
²³ Sacramento, Calif.
²⁴ Long Beach Invitational, Long Beach, Calif.
²⁵ Campbell/Cartier Classic, Poway, Calif.
²⁶ Louisville Slugger Classic, Las Vegas, Nev.
²⁷ Palm Springs Classic, Palm Springs, Calif.
 () indicates opp. ranking at time of game

Year-By-Year Results

HISTORY

NCAA

OPPONENTS

REVIEW

PLAYERS

COACHES/STAFF

PREVIEW

GENERAL

1997 50-19 (PAC-10: 16-11) COACH: TERESA WILSON

Date	Opponent	Score
2/7	Illinois-Chicago ²	W, 7-0; W, 8-4
2/8	Northwestern St. ²	W, 8-2; W, 11-1
2/9	Arizona (1) ²	L, 3-7
2/14	Utah ¹	W, 2-1
2/14	UC Santa Barbara ¹	W, 8-1
2/15	Illinois St. ¹	W, 8-0
2/15	McNeese St. ¹	W, 5-0
2/16	Fresno St. (3) ¹	L, 5-15
2/21	SW Texas ¹⁰	W, 7-0
2/21	Pacific ¹⁰	W, 5-2
2/22	South Carolina (9) ¹⁰	L, 2-9
2/22	Bowling Green ¹⁰	W, 5-4
2/23	Cal Poly SLO ¹⁰	W, 6-4
2/28	La. Tech ⁸	W, 2-1
3/1	Florida St. (16) ⁸	W, 8-3
3/1	Northwestern ⁸	W, 6-5
3/1	Connecticut ⁸	W, 6-1
3/2	Oklahoma (17) ⁸	L, 0-1
3/2	S. Carolina (6) ⁸	L, 0-1
3/20	SW Louisiana ⁴	W, 5-4
3/20	Georgia St. ⁴	W, 5-0
3/21	CS Fullerton (18) ⁴	W, 12-4
3/21	Texas ⁴	W, 8-0
3/21	Oklahoma (14) ⁴	L, 2-11
3/25	vs. DePaul	W, 4-3; W, 4-2
3/26	vs. UNLV	W, 4-3
3/26	at Loyola Marymount	W, 5-2
4/4	at Arizona (1)*	L, 2-3; L, 2-8
4/5	at Arizona St. (11)*	L, 2-4; W, 2-0
4/8	Pacific Lutheran	W, 10-1; W, 11-1
4/12	UCLA (3)*	W, 7-6; L, 1-5
4/19	California (22)*	W, 9-1
4/20	Stanford*	W, 9-8; W, 9-0
4/23	Oregon*	W, 5-0; W, 6-0
4/25	W. Washington	W, 5-1
4/26	Arizona St. (12)*	W, 6-0; W, 4-3
4/27	Oregon St.*	W, 3-1; W, 5-0
4/29	Simon Fraser	W, 13-0; W, 9-1
5/1	at UCLA (4)*	L, 6-11; W, 1-0
5/3	at Stanford*	L, 0-1; W, 2-0
5/4	at California (23)*	W, 5-3; L, 5-6
5/6	at Oregon*	L, 0-4; W, 9-7
5/7	at Oregon St.*	L, 1-2; W, 2-1
5/10	Arizona (1)*	L, 1-9; L, 3-4
5/16	SW Missouri#	W, 8-0
5/17	Oklahoma St. (17)#	W, 5-2
5/18	Oklahoma St. (17)#	W, 10-9
5/22	S. Carolina (2)ε	W, 6-0
5/23	Iowa (3)ε	W, 5-1
5/25	UCLA (5)ε	L, 3-4; L, 0-1

1998 52-15 (PAC-10: 19-9) COACH: TERESA WILSON

Date	Opponent	Score
2/13	Texas ¹	W, 3-2
2/13	Massachusetts (18) ¹	W, 2-1
2/14	CS Fullerton ¹	W, 8-0 (6)
2/14	Florida St. (21) ¹	L, 0-1
2/15	Tennessee (25) ¹	L, 1-2
2/20	Hawai'i ¹⁰	W, 3-0
2/20	Utah (18) ¹⁰	W, 8-0 (6)
2/21	Utah State ¹⁰	W, 14-3 (5)
2/21	UNLV ¹⁰	W, 4-2
2/22	Colorado St. (8) ¹⁰	W, 6-1
2/27	Massachusetts ⁸	W, 5-1
2/27	Nebraska ⁸	W, 1-0
2/28	Auburn ⁸	W, 1-0
2/28	Minnesota (18) ⁸	W, 2-1
3/1	Oklahoma St. (19) ⁸	L, 0-1
3/1	Oklahoma (6) ⁸	W, 3-0
3/19	San Diego State ⁴	W, 8-0 (5)
3/19	SW Louisiana (24) ⁴	W, 3-1
3/20	Southwest Texas St. ⁴	W, 3-2
3/21	Canisius ⁴	W, 7-5
3/21	CS Northridge (22) ⁴	L, 0-3
3/24	vs. Marshall	W, 3-0; W, 9-1 (6)
3/28	Stanford (14)*	W, 2-1; W, 3-0
3/29	California (19)*	L, 4-6; L, 0-3
4/1	Portland St.	W, 6-0; W, 6-0
4/3	at Arizona St. (7)*	W, 5-2; W, 3-0
4/4	at Arizona (1)*W, 9-0 (5); L, 0-10 (5)	
4/7	Western Washington	W, 3-1; W, 1-0
4/11	UCLA*	W, 9-1 (5); W, 2-1
4/15	Pacific Lutheran	W, 10-0 (5)
4/18	Oregon St. (18)*	W, 1-0; W, 4-0
4/19	Oregon (23)*	W, 7-1; W, 7-0
4/21	Simon Fraser	W, 15-0
4/25	at Stanford (9)*	L, 1-2; L, 0-1
4/26	at California (21)*	W, 3-0; W, 2-0
4/28	at UCLA*	L, 2-3; W, 7-1
5/1	at Portland St.	W, 8-0; W, 5-3
5/2	at Oregon St.*	W, 7-1; W, 8-2
5/3	at Oregon*	L, 8-11; W, 6-2
5/9	Arizona St. (16)*	W, 3-0; W, 3-0
5/10	Arizona (1)*	L, 2-4; L, 0-4
5/15	Northwestern St.#	W, 2-0
5/16	Louisiana St. (12)#	W, 9-0; W, 6-0
5/21	Massachusetts (21)ε	W, 1-0
5/22	Arizona (1)ε	L, 0-8 (5)
5/23	Nebraska (5)ε	W, 3-1
5/24	Fresno St. (3)ε	W, 3-1; L, 1-6

1999 51-18 (PAC-10: 15-12) COACH: TERESA WILSON

Date	Opponent	Score
2/5	New Mexico State ²	W, 2-1; W, 5-0
2/6	Illinois-Chicago (24) ²	W, 9-0 (5); W, 8-1
2/7	at Arizona (2) ²	L, 2-3
2/19	Michigan (5) ¹¹	W, 8-0 (6); W, 6-3
2/20	at Florida (20) ¹¹	W, 3-0; W, 8-0 (5)
2/21	Virginia Tech ¹¹	W, 5-0
2/26	Missouri ⁸	W, 2-0
2/26	Louisiana State (9) ⁸	W, 4-2
2/27	Connecticut ⁸	W, 7-0
2/27	Stanford (14) ⁸	W, 3-0
2/28	DePaul (11) ⁸	L, 2-6
3/5	Portland State ¹²	W, 9-0 (5)
3/5	Auburn ¹²	W, 5-3
3/6	Pacific ¹²	W, 3-0
3/6	Santa Clara ¹²	W, 8-0 (5)
3/7	Illinois State ¹²	L, 2-3
3/7	Northwestern ¹²	W, 6-5
3/18	Oklahoma (5) ⁴	W, 4-0
3/18	Florida ⁴	W, 7-0
3/19	UNLV ⁴	L, 3-5
3/19	Liberty ⁴	W, 4-1
3/20	SW Louisiana (12) ⁴	L, 4-5 (12)
3/22	Ohio State ¹⁶	W, 4-1
3/27	Stanford* (7)	L, 1-4; W, 6-0
3/28	California* (13)	W, 2-1 (8)
4/3	UCLA* (1)	W, 4-1; L, 3-7
4/10	Arizona State* (7) W, 1-0; L, 0-1 (8)	
4/11	Arizona* (2)	L, 1-2 (8); W, 9-0 (6)
4/16	at Portland State	W, 7-0; W, 6-1
4/17	at Oregon State* (12) L, 0-1 (9); L, 1-2	
4/18	at Oregon* (14)	W, 8-5; W, 5-2
4/20	Western Washington	W, 3-0; W, 4-2
4/21	Simon Fraser	W, 10-0
4/24	at Stanford* (12)	W, 3-2; L, 3-4
4/25	at California* (13)	L, 0-7; W, 2-0
4/27	Portland State	W, 10-0 (5); W, 8-0 (6)
5/1	Oregon State* (8)	W, 4-1; W, 1-0
5/2	Oregon* (18) W, 11-0 (5); L, 3-4 (11)	
5/7	at Arizona State* (13) W, 7-1; W, 1-0	
5/8	at Arizona* (3)	L, 1-2; L, 0-3
5/15	at UCLA* (1)	L, 0-2; W, 1-0
5/20	Colgate#	W, 8-0 (6)
5/21	Tennessee (24)#	W, 12-1 (5)
5/22	CS Fullerton #	W, 1-0 (9)
5/23	Hawai'i#	W, 3-0
5/27	Arizona State (16)ε	W, 4-1
5/28	Arizona (3)ε	W, 3-0
5/30	California (17)ε	W, 3-0
5/31	UCLA (1)εε	L, 2-3

2000 62-9 (PAC-10: 17-4) COACH: TERESA WILSON

Date	Opponent	Score
2/4	vs. S. Mississippi ² (5)	W, 9-4
2/5	vs. S. Mississippi ² (5)	W, 8-6
2/5	at Arizona ² (4)	W, 1-0
2/11	vs. SDSU ¹³	W, 10-0 (5)
2/11	at CSU Northridge ¹³	W, 9-5
2/12	at CSU Northridge ¹³	W, 3-0
2/12	vs. Santa Clara ¹³	W, 5-2
2/17	at SW Texas St.	W, 9-1 (6); W, 13-2 (5)
2/18	vs. Louisiana St. ¹⁴ (7)	L, 2-4
2/18	vs. South Florida ¹⁴	W, 10-0 (5)
2/19	vs. Texas ¹⁴ (19)	W, 5-0; W, 6-0
2/20	vs. Louisiana St. ¹⁴ (7)	W, 4-1
2/25	vs. Brigham Young ¹⁵	W, 8-2
2/25	vs. Oklahoma St. ¹⁵ (25)	W, 12-1 (5)
2/26	vs. Southern Utah ¹⁵	W, 8-1
2/26	vs. Utah ¹⁵	W, 14-1 (6)
2/27	vs. Tulsa ¹⁵	W, 8-0 (5)
3/3	vs. Utah ⁸	W, 8-0 (6)
3/4	vs. Florida ⁸	W, 6-1
3/4	vs. Ill.-Chicago ⁸ (17)	W, 6-0
3/4	vs. Nebraska ⁸ (23)	W, 10-2
3/5	vs. Louisiana St. ⁸ (5)	W, 3-0
3/5	vs. Fresno State ⁸ (8)	W, 1-0
3/16	vs. Iowa ⁸ (14)	W, 5-1
3/16	vs. Fresno St. ⁴ (7)	W, 7-0
3/17	vs. La.-Lafayette ⁴ (16)	W, 4-0
3/17	vs. Texas ⁴	W, 6-0
3/18	vs. DePaul ⁴	W, 6-0
3/19	vs. Oregon St. ⁴ (12)	W, 5-2 (10)
3/19	vs. Arizona ⁴ (2)	W, 6-1
3/21	vs. DePaul ¹⁶	W, 2-1
3/22	vs. Northwestern ¹⁶	L, 1-4
3/22	at CSU Fullerton (11)	W, 9-0 (6)
3/23	at San Diego St.	W, 4-0; W, 10-2
3/25	at LBSU (19)	W, 4-0; L, 0-1 (9)
3/31	at Stanford* (8)	W, 6-0
4/1	at California* (4)	L, 0-2
4/2	at California* (4)	W, 10-1 (5)
4/7	at Oregon St.* (12)	W, 8-2
4/8	at Oregon* (22)	W, 6-1
4/9	at Oregon* (22)	W, 1-0
4/10	at Portland St.	W, 6-0; W, 8-3
4/14	Arizona St.* (4)	W, 2-0
4/15	Arizona* (2)	W, 2-0
4/16	Arizona* (2)	W, 7-0
4/21	UCLA* (3)	W, 3-1
4/22	UCLA* (3)	L, 0-1
4/28	California* (9)	W, 3-1
4/29	Stanford* (11)	W, 8-0 (6)
4/30	Stanford* (11)	W, 1-0
5/2	Portland St.	W, 7-0; W, 10-2 (6)
5/5	at Arizona* (2)	L, 2-3 (8)
5/6	at Arizona St.* (5)	W, 6-0
5/7	at Arizona St.* (5)	W, 7-3
5/10	at UCLA* (3)	W, 4-1
5/12	Oregon* (19)	W, 9-0 (5)
5/13	Oregon St.* (13)	W, 5-0; L, 0-1 (9)
5/18	Army#	W, 5-0
5/19	Western Illinois#	W, 6-0
5/20	Mississippi St.# (22)	W, 4-1
5/21	Utah#	W, 9-0 (5)
5/25	vs. DePaulε	W, 3-2
5/26	vs. UCLAε (3)	L, 2-3
5/27	vs. Arizonaε (2)	L, 2-4

2001
40-23 (PAC-10: 11-10)
COACH: TERESA WILSON

Date	Opponent	Score
2/9	vs. Louisiana St. ¹⁷ (8)	L, 2-14
2/9	vs. New Mexico St. ¹⁷	W, 11-3
2/10	vs. Texas Tech ¹⁷	W, 4-1
2/10	vs. S. Carolina ¹⁷ (18)	W, 5-1
2/11	vs. Georgia ¹⁷	W, 7-4 (10)
2/16	vs. Maryland ¹⁸	W, 10-5
2/16	vs. S. Carolina ¹⁸ (18)	L, 3-5
2/17	vs. Notre Dame ¹⁸ (19)	L, 2-3
2/17	at South Florida ¹⁸	L, 3-4
2/18	vs. Hofstra ¹⁸	W, 8-4
2/21	at TN-Chattanooga	W, 7-1; W, 3-0
2/23	vs. S. Mississippi ¹⁸ (23)	W, 5-0
2/23	vs. New Mexico ⁸	L, 2-3
2/24	vs. Michigan State ⁸	W, 9-0 (5)
2/24	vs. South Carolina ⁸	L, 2-3
2/25	vs. Kansas ⁸	W, 8-0 (5)
3/2	vs. Utah ¹⁵	W, 8-0 (5)
3/2	vs. Brigham Young ¹⁵	L, 6-7
3/3	vs. Missouri ¹⁵	W, 3-2
3/3	vs. Southern Utah ¹⁵	W, 8-2
3/4	vs. Nebraska ¹⁵ (17)	W, 3-0
3/10	Texas	W, 11-0 (5)
3/11	Texas	W, 10-5
3/15	vs. Hawai ¹⁴	W, 4-0
3/15	vs. Texas ⁴	L, 0-12
3/16	vs. New Mexico St. ⁴	W, 2-0
3/17	vs. Utah State ⁴	W, 1-0
3/17	at CSU Fullerton ⁴ (9)	L, 1-8
3/20	vs. Northwestern ¹⁶	W, 8-2
3/20	at CSU Fullerton	L, 1-10 (5)
3/21	at CSU Northridge (24) W, 3-1; L, 3-4 (6)	
3/30	at California* (3)	W, 2-0
3/31	at Stanford* (5)	W, 5-1
4/1	at Stanford* (5)	L, 1-4
4/6	Arizona* (2)	W, 1-0
4/7	Arizona St.* (9)	L, 1-5
4/8	Arizona St.* (9)	L, 1-6
4/11	Portland St.	W, 9-0 (5); W, 8-0 (5)
4/13	at UCLA* (1)	L, 4-5 (14)
4/14	at UCLA* (1)	L, 0-4
4/20	at Oregon*	W, 10-1 (5)
4/21	at Oregon St.* (16)	W, 2-0
4/22	at Oregon St.* (16)	L, 3-8
4/26	at Portland St.	W, 6-0; W, 12-0 (5)
4/27	Stanford* (3)	W, 3-2
4/28	California* (4)	W, 5-1
4/30	California* (4)	L, 3-6
5/2	UCLA* (2)	L, 3-4
5/4	Oregon St.* (14)	W, 2-1
5/5	Oregon*	W, 11-0 (5)
5/6	Oregon*	W, 6-2
5/11	at Arizona St.* (9)	W, 7-1
5/12	at Arizona* (1)	L, 1-5; L, 0-9 (5)
5/17	vs. Seton Hall#	W, 6-0
5/18	vs. UMass# (23)	W, 8-0 (5)
5/19	at Oklahoma# (5)	L, 2-3
5/20	vs. UMass# (23)	W, 7-1
5/20	at Oklahoma# (5)	L, 2-10

2002
46-18 (PAC-10: 13-8)
COACH: TERESA WILSON

Date	Opponent	Score
2/1	vs. Long Beach ⁴	W, 8-0 (6)
2/2	vs. CSU Northridge ⁴	W, 10-0 (5)
2/2	vs. Louisiana-Monroe ⁴	W, 5-2
2/3	vs. San Jose State ⁴	W, 9-1 (5)
2/3	vs. San Diego State (23) ⁴	W, 6-0
2/8	vs. Florida Atlantic ²⁰	W, 2-1 (10)
2/8	vs. Florida State (15) ²⁰	W, 6-4
2/9	vs. Louisville ²⁰	W, 7-0
2/10	vs. South Carolina (22) ²⁰	W, 8-1
2/10	vs. Florida Atlantic ²⁰	W, 3-1
2/14	at Florida	L, 4-9
2/14	at Florida	W, 8-2
2/15	vs. Tenn.-Chattanooga ²¹	W, 6-1
2/15	vs. Hofstra ²¹	W, 6-0
2/16	at Florida ²¹	L, 2-3
2/16	vs. Tenn.-Chattanooga ²¹	W, 9-1 (5)
2/17	at Florida ²¹	L, 5-6
2/22	vs. Penn State ⁸	L, 3-4
2/22	vs. Fresno State (13) ⁸	L, 0-2
2/23	vs. Boston University ⁸	W, 8-0 (6)
2/23	vs. Wisconsin ⁸	W, 2-0
2/24	vs. Oregon State (11) ⁸	L, 0-3
3/1	vs. Brigham Young ¹⁵	L, 4-6
3/1	vs. UNLV ¹⁵	W, 4-0
3/2	vs. Utah State ¹⁵	W, 1-0
3/2	vs. Utah ¹⁵	W, 4-1
3/3	vs. UC Santa Barbara ¹⁵	W, 15-5
3/10	Simon Fraser	W, 13-0
3/14	vs. Utah ¹⁹	W, 4-0
3/14	vs. Fresno State (10) ¹⁹	W, 5-4
3/15	vs. Louisiana-Lafayette (18) ¹⁹ W, 3-2	
3/15	vs. Texas Tech ¹⁹	W, 10-3
3/16	vs. Florida State (22) ¹⁹	L, 2-3
3/24	at Santa Clara	W, 9-0; W, 5-2
3/26	at Pacific (19)	W, 9-5; W, 9-7
3/29	UCLA (1)*	L, 0-2
3/30	UCLA (1)*	W, 9-6
4/2	Portland State	W, 6-2; W, 9-1
4/5	at Arizona (2)*	L, 0-1
4/6	at Arizona State (8)*	L, 2-3
4/7	at Arizona State (8)*	L, 1-6
4/12	California (8)*	L, 1-4
4/13	Stanford (3)*	W, 11-3
4/14	Stanford (3)*	W, 3-0
4/19	Oregon*	W, 6-0
4/20	Oregon State (14)*	W, 3-1
4/21	Oregon State (14)*	W, 1-0
4/24	at UCLA (1)*	L, 3-5
4/26	at Stanford (7)*	W, 1-0
4/27	at California (6)*	W, 6-3
4/28	at California (6)*	L, 2-3
5/3	at Oregon State (16)*	L, 1-2
5/4	at Oregon*	W, 6-2
5/5	at Oregon*	W, 8-0
5/10	Arizona State (4)*	W, 5-2
5/11	Arizona (2)*	W, 3-1; W, 3-2
5/16	vs. Oakland#	W, 8-0
5/17	vs. Central Michigan#	W, 4-1
5/18	vs. Michigan (11)#	L, 5-6
5/18	vs. Ohio State (20)#	L, 1-2

2003
47-16-1 (PAC-10: 9-12)
COACH: TERESA WILSON

Date	Opponent	Score
2/7	vs. Santa Clara ¹⁹	W, 3-2 (8)
2/7	vs. Oklahoma State ¹⁹	W, 5-4 (8)
2/8	vs. Louisville ¹⁹	W, 7-4
2/8	at Hawai ¹⁹	W, 3-2
2/9	vs. Santa Clara ¹⁹	W, 7-5
2/9	vs. Oklahoma State ¹⁹	W, 3-2
2/14	vs. Arkansas ²	W, 12-3 (5)
2/15	vs. Florida International ²	W, 8-0 (6)
2/16	vs. Northwestern ²	W, 2-1
2/17	vs. Minnesota ²	T, 5-5 (9)
2/21	vs. South Carolina (16) ⁸	W, 2-1
2/23	vs. Michigan (15) ⁸	W, 5-3
2/24	vs. Temple ⁸	W, 4-3
2/28	vs. Portland State ²⁰	W, 3-0
3/1	vs. Ohio State (20) ²⁰	W, 2-1
3/1	vs. Northwestern ²⁰	W, 9-0 (5)
3/1	vs. Pacific ²⁰	W, 9-1
3/3	vs. Purdue ²⁰	W, 11-0 (5)
3/6	vs. UMass (21) ²¹	W, 1-0 (8)
3/6	vs. Hofstra ²¹	W, 9-1 (6)
3/7	vs. Northwestern ²¹	L, 5-6
3/7	vs. Ball State ²¹	W, 6-3
3/8	vs. North Carolina ²¹	W, 4-0
3/8	vs. Temple ²¹	W, 8-0 (5)
3/8	vs. Michigan State ²¹	W, 4-3
3/13	vs. Texas (4) ⁴	W, 7-1
3/13	vs. Hawai ⁴	W, 5-2
3/14	at Cal State Fullerton (9) ⁴	W, 5-4
3/21	at Sacramento State ²²	W, 4-3
3/21	vs. Illinois ²²	W, 9-1 (5)
3/22	vs. Morehead State ²²	W, 4-0
3/22	vs. Utah ²²	W, 10-5
3/23	vs. Utah State ²³	W, 6-0
3/28	California (7)*	L, 0-2
3/29	Stanford (12)*	W, 6-0
3/30	Stanford (12)*	L, 0-4
4/4	Arizona (2)*	L, 0-3
4/5	Arizona State (12)*	W, 2-1
4/6	Arizona State (12)*	W, 1-0
4/11	Oregon (22)*	W, 9-0 (5)
4/12	at Oregon State*	W, 3-1
4/14	at Oregon State*	W, 7-0
4/18	UCLA (2)*	L, 2-5
4/19	UCLA (2)*	L, 0-10 (6)
4/22	Western Washington	W, 6-0; W, 6-0
4/25	Stanford (16)*	L, 0-8 (5)
4/26	California (9)*	L, 0-1
4/27	California (9)*	W, 5-2 (8)
4/30	UCLA (2)*	L, 0-11
5/2	Oregon State*	L, 2-4
5/3	Oregon (21)*	L, 5-6 (8)
5/4	Oregon (21)*	L, 5-6
5/9	at Arizona State (15)*	W, 2-0
5/10	at Arizona (1)*	W, 7-1; L, 17-21
5/15	vs. Creighton#	W, 5-1
5/16	vs. Mississippi State#	W, 8-0 (6)
5/17	vs. Iowa (21)#	W, 11-0 (5)
5/18	vs. Iowa (21)#	W, 11-0 (6)
5/22	vs. Oklahoma (5)¢	W, 3-1
5/23	vs. Arizona (1)¢	L, 1-2
5/24	vs. UCLA (2)¢	L, 1-2

2004
40-19 (PAC-10: 10-10)
COACHES: SCOTT CENTALA & STEVE DAILEY

Date	Opponent	Score
2/6	vs. San Diego State ²⁴	W, 8-0
2/7	vs. UCLA (1) ²⁴	L, 3-5
2/7	vs. Long Beach State ²⁴	W, 3-0
2/8	vs. Santa Clara ²⁴	W, 1-0
2/8	vs. San Diego State ²⁴	W, 7-6 (11)
2/13	vs. Syracuse ¹⁷	W, 11-1 (5)
2/13	vs. Texas (10) ¹⁷	W, 14-4 (6)
2/14	vs. Texas Tech ¹⁷	W, 6-0
2/14	vs. Texas A&M (18) ¹⁷	W, 4-2
2/15	vs. Dayton ¹⁷	W, 10-2 (5)
2/15	vs. Massachusetts ¹⁷	W, 5-2
2/20	vs. Long Beach State ²⁵	L, 0-1
2/20	at San Diego State ²⁵	W, 7-0
2/27	vs. Texas (15) ⁸	W, 6-2
2/27	vs. Army ⁸	W, 8-0 (5)
2/28	vs. Florida State (10) ⁸	L, 1-7
2/28	vs. LSU (12) ⁸	L, 2-4
2/29	vs. Central Michigan ⁸	L, 0-1
3/12	vs. Iowa ⁷	W, 8-2
3/12	vs. Santa Clara ⁷	W, 11-0 (5)
3/13	vs. Wisconsin ⁷	W, 11-0 (5)
3/13	vs. Arizona State (20) ⁷	W, 5-0
3/14	vs. California (3) ⁷	L, 4-5
3/18	vs. Pacific (14) ⁴	W, 2-1
3/18	vs. Texas A&M ⁴	W, 5-0
3/19	vs. Princeton ⁴	W, 4-0
3/20	vs. Oklahoma (7) ⁴	W, 1-0 (8)
3/21	vs. Arizona (1) ⁴	W, 7-6
3/24	at Cal State Northridge	W, 8-5
3/26	vs. Northwestern (25)	W, 7-6 (8)
3/26	at Cal State Fullerton	L, 2-11 (5)
4/3	at Arizona State* (24)	W, 9-1
4/4	at Arizona State* (24)	W, 8-5
4/9	UCLA* (2)	W, 3-1
4/10	UCLA* (2)	W, 6-5
4/16	Oregon* (14)	L, 1-2
4/17	Oregon State* (15)	W, 5-3
4/18	Oregon State* (15)	W, 5-3
4/21	Portland State	W, 5-1
4/21	Portland State	W, 10-1 (6)
4/23	California* (4)	L, 1-6
4/24	Stanford* (10)	L, 9-12
4/25	Stanford* (10)	L, 2-3 (8)
4/30	at Oregon State* (18)	W, 4-2
5/1	at Oregon* (11)	L, 2-10 (5)
5/2	at Oregon* (11)	W, 1-0 (8)
5/5	at UCLA* (3)	W, 1-0
5/7	at Stanford* (7)	L, 1-5
5/8	at California* (4)	L, 1-3
5/9	at California* (4)	L, 0-8 (6)
5/14	Arizona State*	W, 6-3
5/15	Arizona* (1)	L, 0-3
5/15	Arizona* (1)	L, 1-5
5/20	vs. UTC	W, 4-1
5/21	vs. Michigan State	W, 12-8
5/22	vs. Georgia Tech	W, 2-0
5/23	at Georgia (10)	W, 3-1
5/27	vs. Oklahoma (21)	L, 2-6
5/29	vs. Florida State (4)	L, 0-2

Year-By-Year Results/ Stadium

2005
35-22 (PAC-10: 10-11)
COACH: HEATHER TARR

Date	Opponent	Score
2/3	vs. Jacksonville ¹⁹	W, 12-0
2/4	vs. IPFW ¹⁹	W, 11-0
2/6	vs. Oregon (13) ¹⁹	W, 6-0
2/6	vs. Hawaii ¹⁹	L, 6-7
2/12	vs. Illinois (22) ²⁶	W, 17-7
2/12	vs. UCF ²⁶	L, 0-1
2/13	vs. Tennessee (9) ²⁶	W, 1-2
2/13	vs. UC Santa Barbara ²⁶	W, 4-2 (8)
2/19	Willamette	W, 8-0 (5); W, 18-0 (6)
2/25	vs. Northwestern ²⁷	L, 2-3
2/25	vs. Texas A&M (16) ²⁷	L, 0-10 (5)
2/26	vs. Ohio State ²⁷	W, 9-2
2/26	vs. Kansas ²⁷	W, 4-0
2/27	vs. Oklahoma St. ²⁷	W, 1-0
3/5	vs. Illinois-Chicago ¹⁰	W, 8-5
3/5	vs. Oklahoma (11) ¹⁰	L, 1-8
3/6	vs. Long Beach St. (25) ¹⁰	W, 5-1 (8)
3/6	at UNLV ¹⁰	L, 5-7
3/12	at Portland St.	W, 14-4; W, 9-0 (5)
3/17	vs. Nebraska (18) ⁴	L, 1-4
3/18	vs. DePaul ⁴	W, 11-6
3/18	vs. Penn St. ⁴	W, 6-4
3/19	vs. Fresno St. (21) ⁴	L, 3-8
4/1	at Oregon*	W, 4-3
4/2	at Oregon St.* (15)	L, 3-7
4/3	at Oregon St.* (15)	L, 0-9 (5)
4/5	Simon Fraser	W, 5-0; W, 11-0 (5)
4/8	at California* (3)	L, 3-4
4/9	at Stanford* (8)	L, 3-6
4/10	at Stanford* (8)	L, 3-4
4/16	Arizona State* (21)	W, 8-0 (5)
4/17	Arizona State* (21)	W, 12-4 (6)
4/22	at UCLA* (10)	L, 3-4
4/23	at UCLA* (10)	W, 2-1
4/24	at Nevada	W, 22-1 (5); 14-0 (5)
4/27	UCLA* (10)	W, 3-2
4/29	Stanford* (4)	W, 6-4
4/30	California* (3)	L, 0-1
5/1	California* (3)	W, 1-0
5/5	at Utah Valley St.	W, 6-0
5/6	vs. Arizona St.*	W, 8-0 (5)
5/7	vs. Arizona* (3)	L, 0-3
5/7	at Arizona* (3)	L, 1-9 (5)
5/8	at Arizona* (3)	L, 3-4
5/12	Oregon St.* (6)	W, 9-0 (6)
5/13	Oregon*	L, 0-3
5/14	Oregon*	W, 7-1
5/20	vs. Creighton#	W, 2-1
5/21	at Nebraska# (25)	W, 7-6
5/22	vs. Iowa# (22)	W, 2-0
5/27	at Michigan# (1)	L, 1-4
5/28	at Michigan# (1)	W, 3-2
5/28	at Michigan# (1)	L, 2-11 (6)



The Husky Softball Stadium offers breathtaking views of Lake Washington and has been the host site to four NCAA Regional Tournaments.

Washington has played itself into the upper echelon of collegiate softball, and it has the home facility to showcase that talent.

Easily one of the finest facilities in the country, Husky Softball Stadium is home to the 1996 and 2000 Pac-10 Champions, and was the site of the 1996, 1998, 1999 and 2000 NCAA regional tournaments that Washington won to advance to the College World Series.

Part one of the two-phase, \$4 million project was completed in the summer of 1993, making 1994 the first year of play on the new home field. The first official game at the stadium was April 8, 1994, against Willamette, in which UW pitcher Nancy Wagner threw a no-hitter. Washington competed in nearby Bellevue in its inaugural season, 1993.

Phase two, which began in November 1995, was completed last in the 1996 season, and 1997 was the first full season of play in the finished facility.

Husky Softball Stadium is located just east of Husky Stadium and shares in one of the most spectacular views in the country, looking out over Lake Washington and toward majestic Mt. Rainier. The facility was designed with concrete and masonry materials to incorporate the architectural features of nearby Husky Stadium, Nordstrom Tennis Center and Dempsey Indoor Facility. The firm of Loschky, Marquardt and Nesholm designed the facility, which won the NFCA Regional Field of the Year award in 1998 and 2001.

The stadium is equipped to seat 1,000 fans in the main stands, 200 theatre-style seats and 800 bench seats. Expanded seating for 1,500 is possible by adding bleachers around the perimeter of the field.

Spectators enter through the rear of the stadium to maximize seating close to the field and ensure fans the closest possible view of the action.

The stadium includes a full-service locker room, coaches' offices, boardroom, training room, two concession stands and permanent restrooms. Generous handicapped seating and an elevator are also available.

Two batting cages are located down the left field line, as are ample storage areas for maintenance equipment.

A covered press box is fully equipped to host all print, radio and television media personnel covering Husky Softball. In addition, a unique enclosed viewing area provides camera angles from behind home plate.

HUSKY SOFTBALL YEAR-BY-YEAR HOME ATTENDANCE

Year	Avg. Att.	Tot. Att.	Dates
1993	243	2,682	11
1994	462	4,620	10
1995	511	5,629	11
1996	1,166	12,993	12
1997	680	6,804	10
1998	641	8,976	14
1999	715	10,021	14
2000	1,496	22,449	15
2001	670	8,716	13
2002	717	8,612	12
2003	727	8,002	11
2004	817	10,628	13
2005	606	8,494	14
Total	741	118,626	160

W THE HUSKY EXPERIENCE – The Best of Everything

THE UNIVERSITY OF WASHINGTON

Founded in 1861, the University of Washington is one of the foremost institutions of higher education in the nation, richly combining its research, instructional and public service missions.

Its internationally acclaimed faculty includes five Nobel laureates and the winner of the 1990 National Book Award for fiction. Washington is part of an elite group of research universities whose contributions to American life are unique because they generate the basic knowledge upon which practical innovations are based.

The UW student body on the Seattle campus totals about 37,000, with an undergraduate enrollment of approximately 26,800. The UW also has campuses in Bothell and Tacoma, designed primarily for upper division (junior and senior) undergraduates and master's level graduate programs. Total enrollment at these campuses is about 3,600.

For more than 30 years, the university has been among the country's top five institutions in the dollar value of federal research grants and contracts awarded to its faculty. In 2001, the most recent year for which that data has been collected, the UW ranked second overall and first among public universities. Total grant and contract activity for 2002 exceeded \$800 million. More than 80 percent of the university's grant and contract funds come from federal agencies. Research contributes directly to the educational goals of graduate and professional students, as well as to those of undergraduates.

Instruction and research at Washington are supported by a library system that is one of the most extensive in the nation, consisting of five major units and 18 branches, as well as libraries at UW Tacoma and UW Bothell, together housing more than five million volumes. In addition to offering instruction in more than 100 academic disciplines, the university offers a spectrum of continuing education courses that advance technical and professional skills and provide opportunities for personal growth and enrichment.

Washington has 17 majors schools and colleges: Architecture and Urban Planning, Arts and Sciences, Business Administration, Dentistry, Education, Engineering, Forest Resources, The Graduate School, The Information School, Law, Medicine, Nursing, Ocean and Fishery Sciences, Pharmacy, Public Affairs, Public Health and Community Medicine, and Social Work.

About 90 percent of the University's undergraduate students are state residents, although instructional programs draw students from every region of the country and overseas.

Most freshmen entering Washington are in the top quarter of their high school graduating classes. In 2002, the average incoming freshman boasted a 3.67 high school grade-point average and a combined 1,176 SAT I score.

Beyond its academic and service missions, the UW has a strong economic impact on Washington and the Pacific Northwest. With about 20,000 employees, Washington is the second-largest employer in King County. Washington operates the University of Washington Medical Center and Harborview Medical Center, which annually provide more than 200,000 days of patient care and record more than 300,000 visits to their outpatient clinics.

Washington also plays a critical role in attracting new business to the region. It provides these, and established businesses, with a steady stream of well-educated graduates and with highly skilled faculty members who assist business and industry in a variety of ways.

The University of Washington in Seattle is located on 703 acres in the city's northeast residential area, a beautiful setting on the shore of Lake Washington and Portage Bay. The majestic Cascade Mountains can be seen to the east and the Olympics loom to the west, while the southern view includes downtown Seattle and Lake Union. The combination of this spectacular setting with buildings in both neo-Gothic and modern styles gives the campus a distinctive aura.



UW Quick Facts

Founded: November 4, 1861

Type: Public research university with campuses in Seattle, Tacoma, Bothell

Acreage (Seattle campus): 643 acres in north-central Seattle

Buildings (Seattle campus): more than 200 total

Governance: 10-member board of regents

First Graduating Class: 1876

No. of Students in First Graduating Class: 1 (Clara McCarty)

Faculty: approximately 6,000

Staff: Approx. 21,700

Alumni: Over 200,000



THE HUSKY EXPERIENCE – The Best of Everything

UW'S SPECIAL FACILITIES AND CAMPUS LANDMARKS

W

Central Plaza

The well-traveled crossroads of the University, known on campus as "Red Square" because of its red brick paving, has at its borders the Administration Building, Suzzallo Library, Odegaard Undergraduate Library, Kane Hall and Meany Hall. The red brick expanse forms the roof of a 1,000-car underground parking garage built in 1971.

Denny Hall

Built in 1895 and the first building on the present campus, it now houses classrooms and offices. Its cupola features the Varsity Bell, brought from the original downtown campus and rung only during Homecoming and selected special events.

Bank of America Arena at Hec Edmundson Pavilion

This athletic facility, utilized by men and women students in intercollegiate and intramural sports programs, has a seating capacity of 10,000 for men's and women's basketball. The pavilion was built in 1928 to honor Hall of Fame basketball coach Clarence S. "Hec" Edmundson, and was renovated in 2000.

Frosh Pond and Drumheller Fountain

Designed in 1909 for the Alaska-Yukon-Pacific Exposition, rebuilt in the 1930's; fountain added for the University centennial in 1961; leads to Rainier Vista mall.

Golf Driving Range

Facility with night-lighted tees, two putting-chipping greens for students, faculty, staff, current members of the Alumni Association, and the general public; located at the northeast corner of the Montlake parking lot.

Husky Stadium

The largest stadium in the Pacific Northwest. The 72,500-seat football, soccer, and track and field complex was dedicated in 1920. A 15,000-seat upper deck was added in 1950, with 12,700 seats added in 1987. The playing surface features FieldTurf and a Chevron track. The field runs east and west, opening onto Union Bay.

Intramural Activities Building

"IMA", with courts for basketball, volleyball, badminton, racquetball, tennis, squash, handball, archery and fencing facilities, swimming pool, saunas, and dressing rooms for students, faculty, staff, and guests. A major renovation over the last few years has made the IMA a campus showpiece.



Liberal Arts Quadrangle

"The Quad", a traditional campus cluster of buildings and open space; architecture is collegiate Gothic; trees, lawns, and brick paths, as designed in the University's 1915 campus plan.

Campus Observatory

Features a vintage six-inch refracting telescope, which is available for free public showings on selected clear nights. Located since 1895 near the north entrance to campus.

South Campus Center

Student union facilities with dining and meeting rooms, bank branch, lounges, and University Book Store branch; completed in 1975 and located on Portage Bay south of the Health Sciences complex.

Husky Union Building

"The HUB," a social, cultural, recreational, and service center for students and the University community with dining facilities, University Book Store branch, auditorium, bank branch, ticket office, offices for student organizations, barber shop, meeting rooms, lounges, microcomputer laboratory, ballroom, and game rooms; first occupied in 1949 with subsequent additions and renovations.

Sylvan Theater

Site of early-day graduation ceremonies; an outdoor area featuring a grass "stage" with the four columns from the administration-classroom building constructed in 1861 on the original campus in downtown Seattle.

University Libraries

Suzzallo & Allen, Odegaard Undergraduate, Health Sciences, K.K. Sherwood, East Asia, UW, Bothell Library, UW, Tacoma Library, and 15 other branches; more than 5 million volumes, plus archival materials and manuscripts, maps, newspapers, microforms, research reports, media materials and government publications.

Waterfront Activities Center

Boating facility located behind Husky Stadium on Union Bay; variety of activities available, including canoe and rowboat rentals and private boat storage.

W

W THE HUSKY EXPERIENCE – The Best of Everything

UNIVERSITY OF WASHINGTON ALUMNI




Ping Golf




Notable Husky Alumni


Fran Bigelow '65, founder, Fran's Chocolates
Mark Brunell '93, NFL Quarterback
Dyan Cannon '72, Actress
Edward E. Carlson '32, CEO, United Airlines
Dale Chihuly '65, Artist
Beverly Cleary '39, Author
Charles Cross '81, Editor "The Rocket"
Norm Dicks '63, U.S. House of Representatives
Patrick Duffy '71, Actor, "Dallas", "Step by Step"
Bonnie Dunbar '71, Astronaut
James Edwards '70, Longtime NBA Center
Dan Evans '48, Washington Gov. and U.S. Sen.



John Fabian '74, Astronaut
Anna Faris, actress "Scary Movie", "Lost in Translation"
Thomas Foley '51, former Speaker of the House
Booth Gardner '58, former governor of Washington



Richard Gordon, Astronaut
Kenny "G" Gorelick '78, Jazz Musician
David Guterson '78 & '82, Author "Snow Falling on Cedars"
Don Heinrich '63, NFL Quarterback
William B. Hutchinson '32, Surgeon and founder of Fred Hutchinson Cancer Research Center
Richard Karn '79, Actor, "Home Improvement"
Kitty Kelly, Author



Federal Reserve


Hank Ketcham, Cartoonist, "Dennis the Menace"
Jim Lambright '65, Former UW Head Football Coach
Bruce Lee, Actor, martial arts legend
Kyle MacLachlan '82, Actor "Twin Peaks", "Sex & The City"
Hugh McElhenny '52, NFL Hall of Famer
Joel McHale, '95, actor and TV host of E!'s "The Soup"
Warren Moon '78, Longtime NFL Quarterback
Pamela Reed '75, Actress, "Kindergarten Cop", "The Right Stuff"
Bob Sapp '97, actor and martial arts superstar
Detlef Schrempf '88, former NBA All-Star
Sonny Sixkiller '74, TV Commentator
Julia Sweeney, Actress, "Saturday Night Live"
Kim Thayil '85, Lead Guitarist, Soundgarden
Robb Weller '72, Actor, TV Host
Dawn Wells '60, Actress, "Gilligan's Island"




National Archives



NASA



Leslie Rule



Craig Sjojin, Capital Cities/ABC-TV



Pictured here are (from upper left, down and to upper right): Bob Sapp, actor and international martial arts superstar; Karsten Solheim, manufacturer of Ping Golf Clubs; Bruce Lee, actor; Andrew Brimmer, first African American on Federal Reserve Board of Governors; Richard Gordon, Apollo 12 astronaut; Kenny G, saxophonist; Anna Faris, actress; Dawn Wells (far right) actress; Richard Karn, actor; Ann Rule, author; Joel McHale, television host; Patrick Duffy, actor; Kyle MacLachlan, actor; Gregory "Pappy" Boyington, WWII fighter ace; Tom Foley, Speaker of the House; Bonnie Dunbar and Michael Anderson, astronauts.



THE HUSKY EXPERIENCE – The Best of Everything **W**

WASHINGTON'S ATHLETIC HIGHLIGHTS



**2005 NCAA pole vault champion
Kate Soma**



**Volleyball coach Jim McLaughlin led
the Huskies to the 2005 NCAA title**

The last decade or so has been the most successful stretch ever in Washington athletics history as each of the 23 programs in the department have fielded successful teams and many have reached the highest points in their teams' history. Last year (2004-05), the UW finished 11th in the nation in the Director's Cup Standings, a ranking that judges an athletic department's overall success.

Here's a look at the recent success of the University of Washington teams.

- ★ Volleyball team wins 2005 NCAA National Championship ... made back-to-back Final Four appearances in 2004 and 2005 ... 2005 and 2004 Pac-10 Champions ... Seven total All-Americans in 2005 and 2004.
- ★ Volleyball team ranked No. 1 much of 2004 ... Volleyball coach Jim McLaughlin named national Coach of the Year in 2004.
- ★ 1997, 1998 and 2001 NCAA Women's Crew national champions and runner-up in 1999, 2000, 2002 ... has finished in the top 10 in all nine NCAA championships ever.
- ★ Softball team advanced to College World Series in seven of last 11 seasons and to the regionals in 13 in a row; finished as national runner-up in 1996 and 1999.
- ★ 1996 and 2000 Pacific-10 Conference softball champions.
- ★ Men's and Women's Soccer both won Pac-10 Championship in 2000.
- ★ NCAA Men's Soccer Tournament in nine of the last 10 seasons; NCAA No. 1 seed in 1996.
- ★ NCAA Women's Soccer Tournament in 1994, 1995, 1996, 1998, 2000, 2001 and 2003, 2004 ... Pac-10 player of the Year in

2001, 2003 and 2004 ... NCAA Elite Eight in 2004.

- ★ 2001, 2002, 2003 and 2005 NCAA Men's Tennis Round of 16 and second round in 2004; NCAA team participant in each of last 11 seasons; NCAA individual semifinalist in 1998 and 2003.
- ★ NCAA Women's Tennis Regional participant in each of last nine seasons; NCAA Round of Eight in 2001 and 2004; 11 individual All-Americans in last six seasons.
- ★ Men's and Women's Tennis both ranked in top 25 the last five years.
- ★ 1997 Men's Intercollegiate Rowing Association national champions and 1998 runner-up. Freshmen national champions in 2001 and 2002, varsity four champs in 2002, 2004 and 2005 and junior varsity eight champions in 2004 and 2005.
- ★ Men's golf finished third at 2005 NCAA Championships (highest ever) and had national individual champion in 2005.
- ★ NCAA Men's Golf Championships participant the last six seasons ... 4th in NCAA in 2001, 11th in 2002, sixth in 2004.
- ★ NCAA Women's Golf Championships participant each of last eighth years; 16th in the nation in 2001, 20th in 2002, best-ever sixth place in 2004, 14th in 2004
- ★ 1998 NCAA Gymnastics Regional champions; 1997 & 1998 NCAA team championships ... gymnasts have competed in postseason 24 straight seasons.
- ★ 2005 No. 1 seed in NCAA Men's Basketball Tournament ... 1998 NCAA Men's Tournament "Sweet 16" and 1999 tournament appearance ... second-place finish in Pac-10 in

W THE HUSKY EXPERIENCE – The Best of Everything

WASHINGTON'S ATHLETIC HIGHLIGHTS

2004, when team made NCAA tournament ... won 2005 Pac-10 Tournament championship.

- ★ NCAA Women's Basketball Championship participant, 1997, 1998, 2001 and 2003.
- ★ Women's Basketball reached NCAA elite eight in 2001.
- ★ 1997 & 1998 Baseball Pac-10 champions ... seven NCAA regional trips in last 12 years ... made it to regional championship game five times since 1994 ... until 2005, only team from the Northwest to make NAAs since 1991 ... Pac-10 Pitcher of the Year and Freshman of the Year in 2004.
- ★ NCAA Women's Cross Country Championships: 23rd in 2004, 19th in 2003, 13th place in 1999, 9th in 1998 and 14th in 1997 ... women have made NAAs eight straight seasons.
- ★ NCAA Men's Cross Country West Regional Championships, 1998 through 2004 ... 21st at NCAA nationals in 2003.

- ★ Track & Field earned three All-America certificates in 2001 and three more in 2003 ... women's team earned 15th-place finish at 2005 NCAA outdoor meet.
- ★ Sprinter Ja'Warren Hooker named Pac-10 Track Athlete of the Year in 2000 ... Brad Walker won two NCAA pole vault titles and Kate Soma won 2005 pole vault title.
- ★ Husky Football team finished 11-1 and won the Pac-10 in 2000 before winning the 2001 Rose Bowl and finishing No. 3 in the final national rankings.
- ★ Football team has appeared in a bowl game eight of the last 10 years.
- ★ Women's swim team finished best-ever 19th at 2003 NAAs ... men finish 25th at 2004 NCAA Tournament, their best finish since 1978.
- ★ Both men's and women's swim teams set school records for wins in 2001-02.



***Two-time Pac-10 Player of the Year
Tina Frimpong***



Washington's junior varsity eight men's crew, 2005 national champion



***2005 NCAA men's golf champion
James Lepp***

THE HUSKY EXPERIENCE – The Best of Everything **W**

THE TOTAL STUDENT-ATHLETE PROGRAM

Developed by the University of Washington Department of Intercollegiate Athletics, the Total Student-Athlete Program (TSAP) is an NCAA-affiliated Life Skills Program that focuses on the student-athlete as a whole person, helping them reach their maximum potential both on and off the field. The program provides educational experiences and services in order to develop well-balanced lifestyles for student-athletes.

The Total Student-Athlete Program will provide individuals the resources needed to realize their full potential in five areas of development:

- Commitment to Academic Development
- Commitment to Athletic Development
- Commitment to Career Development
- Commitment to Personal Development
- Commitment to Community Service


Academic Excellence

The University of Washington is strongly committed to promoting excellence in academic achievement by its student-athletes. The Total Student-Athlete Program is an important link between the variety of programs and services developed to support student-athletes in their academic endeavors.

Student-Athlete Academic Services (SAAS) provides academic advising, financial aid and eligibility counseling, as well as a multi-dimensional tutorial program which enables student-athletes to meet the unique demands imposed by participation in collegiate athletics. SAAS allows student-athletes to reach the same standards of excellence in academic work as they do in athletics.

Services Available to Student-Athletes:

- Academic Advising
- One-on-one tutoring
- Mentoring
- Study Table
- Test Review Sessions
- Math/Science Center
- Writing Center
- Academic Skills Workshops



Throughout the year, Husky student-athletes visit schools, children's clubs and other community centers.

- Bridge Program
- Computer Center

Athletic Excellence

The University sponsors broad-based athletics programs that allows every student-athlete an opportunity to perform at the highest level and against the best competition in the country. Because of the stature and tradition of the University and the quality of the athletic department, teams are in a position to compete for championships.

The basic foundation for the successful development of an athletic program requires access to quality equipment, facilities, coaching and support services to its student-athletes. The following are a list of the services available to student-athletes:

- Strength & Conditioning Programs
- Athletic Training and Health Care
- Sports Nutrition
- Standards of Conduct
- Public Relations & Marketing
- Band and Cheer Squad

Career Development


The Total Student-Athlete Program encourages the student-athlete to develop and pursue career goals. The program allows student-athletes to explore career options, develop job search skills, build a strong resume and secure internships and permanent employment. In addition, our student-athletes have gained valuable skills for today's workplace through their sports, skills such as teamwork, cooperation, responsibility, commitment, dedication and motivation.

The Total Student Athlete Program has many resources available to student-athletes that assist them with all aspects of their career needs, including:

- Career Counseling
- Internships
- Writing Resumes & Cover Letters
- Networking
- Student-Athlete Employment Program
- Job Placement
- Personal Development
- Husky Sport Psychology Services
- Alumni Mentoring Program
- SAAS Mentoring Program
- Personal Development Workshop

Community Service

Most often in the world of college sports, athletes are recognized for their "on the field" performances more than anything else. The University of Washington Department of Intercollegiate Athletics is proud of the Husky student-athletes' commitment to com-



The goal of every UW student-athlete is to earn a degree. To this end, the athletic department provides numerous services.

munity service. The TSAP supports the belief that all student-athletes should use their talents to make positive contributions to the campus and surrounding neighborhoods.

Each year all 23 UW athletic programs participate in group and individual community service activities. The Huskies have participated in projects ranging from planting trees, tutoring school children, sponsoring a youth clinic and visiting a nursing home to serving meals to the homeless. Student-athletes find that participating in community service activities is a great way to help others and gain valuable experience.

Student-athletes also can earn academic credit through various internship opportunities and service-learning courses that are coordinated through University of Washington's Carlson Leadership and Public Service Office.

Leadership

The Total Student-Athlete Program is committed to fostering leadership development among student-athletes and helping them build strong foundations for their personal values and goals.

Washington Student-Athlete Advisory Council (WSAAC) serves as an advisory board to the Total Student-Athlete Program and athletic administration. Two representatives are selected from each sport and work together toward common goals providing a positive purpose and direction for their fellow student-athletes. WSAAC members receive invaluable training on leadership development, effective problem-solving techniques, team-building, communicating effectively and decision-making skills. The main purposes of the council are to:

- Promote effective communication between the University of Washington Department of Intercollegiate Athletics and the student-athlete population.
- Provide student-athletes with the opportunity for input on the Total Student-Athlete Program.
- Develop effective leaderships skills so those members can serve as team (collaborative) peer leaders.
- Encourage involvement of student-athletes in campus and Seattle-area activities.

W THE HUSKY EXPERIENCE – The Best of Everything

STRENGTH AND CONDITIONING



As part of a renovation in the summer of 2003, new racks and platforms were installed in the Husky weight room.

Washington's strength and conditioning program is headquartered in the 12,000-foot weight room facility that houses a balance of machine apparatus and free weights as well as a variety of modern fitness equipment.

The spacious room is equipped with some 15,000 pounds of Olympic weights, 34 Olympic bars, eight Olympic benches, six incline benches, three military benches, three knee extension and hamstring curl machines, eight Olympic power racks, 60 pairs of dumbbells, six exercise bikes and three Stairmasters, as well as numerous other cutting edge apparatus.

The weight room, housed in the Graves Annex Building (which also contains the football coaches' offices as well as offices for most other sports' coaches), doubles UW's previous workout space and resources. Planned fitness programs are aided by computerized training and evaluations, video instruction, a plyometric testing

area, and a sauna and jacuzzi. Apparatus representing the latest technology in fitness and strength training are continually being added to the weight room, ensuring that Husky athletes have every opportunity to excel.

Located near all of the athletes' locker rooms and practice and competition venues, the weight room is a convenient stop during the student-athletes' busy days.

A long list of Husky athletes have been voted to the National All-Strength Team.



Constant updates, new equipment and new techniques keep the Husky weight room on the cutting edge.

ATHLETIC MEDICINE

Washington's athletic training staff consists of seven full-time certified athletic trainers, 12 student trainers and a staff of seven doctors, all working to help provide the 700-plus Husky student-athletes the best available medical care. In addition, a network of other specialists – dentists, optometrists, etc. – are all available for any of the UW student-athletes' needs.

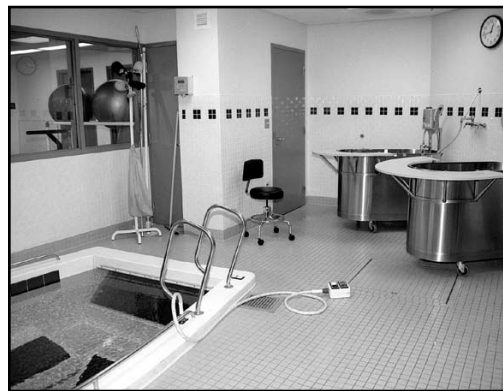
University of Washington Sports Medicine, located in Bank of America Arena, provides

medical and orthopaedic care for the Husky athletes as well as the Seattle community. UWSM physicians include Drs. Roger Larson, John O'Kane, Trey Green, Kim Harmon, Craig Davidson and Mark Juhn. They are all fellowship trained in sports medicine and have faculty appointments and clinical practices at the UW.

The physical health and safety of all Washington student-athletes is of paramount importance to all Husky coaches and medical personnel.



To that end, the Husky training staff vigilantly continues the educational process, keeping informed on all of the various advancements in the field of sports medicine.



Above: Husky athletes have all of the latest technology at their disposal thanks to highly trained staff and the use of constantly evolving methods of care.

Left: The new, state-of-the-art training room, nearly triple the size of the old facility, opened in 2000 in the newly renovated Bank of America Arena.

THE HUSKY EXPERIENCE – The Best of Everything **W**

ATHLETIC FACILITIES

In the world of college athletics, building is common. Coaches build new programs for changing times and rebuild teams after the loss of veteran players. The University of Washington has seen another kind of building boom over the past decade and a half, and it continues into the new century.

Since 1987, a host of new athletic facilities has been added to the UW campus, creating an athletic complex that ranks among the nation's best in athletic facilities.

The newest additions to the UW facilities fold are the soccer and baseball fields. In 1997-98, the men's and women's soccer teams and the baseball team all moved into their beautiful new homes, located on the north end of the athletics complex and along the shore of Lake Washington. Both boast views of the Lake, the Cascade Mountains and majestic Mt. Rainier.

Looming high above Lake Washington, Husky Stadium, home to the UW's football and track teams, is a unique structure that has grown with the times. It's current capacity of 72,500 makes it the largest stadium, college or professional, in the Northwest and one of the 20 largest college football stadiums in the country. With its lake-side location and sweeping mountain views, it is certainly among the nation's most scenic football venues.

Bank of America Arena is the workhorse of Husky facilities. The Pavilion, built in 1927, is the competition home of Husky men's and women's basketball, volleyball, gymnastics and indoor track teams. It also houses nearly all of the Huskies' locker room facilities and the equipment and training rooms. Virtually every UW team makes use of the Arena for practice, workouts or drills. As part of the Campaign for the Student-Athlete (see next page), Bank of America Arena will re-open this fall after a complete renovation. The new arena will take its place among the nation's best – and most picturesque – facilities. As another part of the Campaign, work will be this fall on the new Indoor Practice Facility, which will provide practice space for many of the UW teams.

The Husky facilities family also includes the new Husky Softball Stadium, another field set next to Lake Washington, just to the east side of Husky Stadium. The six-year-old softball field already has hosted three NCAA Regionals and provides the powerhouse Husky team with a top-notch venue.

The Lloyd Nordstrom Tennis Center, the top indoor facility in the west, is another of the UW's fine athletic buildings. The Hiram Conibear Shellhouse provides the Husky crews with a facility befitting the nation's top men's and women's rowing programs.



The Lloyd Nordstrom Tennis Center is one of the nation's top indoor collegiate tennis facilities.



Bank of America Arena at Hec Edmundson Pavilion, which has been home to Husky teams since the 1920s, underwent a major renovation prior to the 2000-2001 season.



Coming to Husky football games by boat is a long-standing Seattle tradition. Beautiful Husky Stadium is the jewel of the UW's athletic facilities.



The Husky softball team, which has played in five of the last six College World Series, makes its home at the state-of-the-art Husky Softball Stadium.

W THE HUSKY EXPERIENCE – The Best of Everything

ATHLETIC FACILITIES



Top left: Husky Stadium, one of the nation's great football cathedrals, is filled to (or beyond) its 72,500-seat capacity for nearly every Husky home game.

Top right: The machines and equipment in the Husky weight room are constantly updated to provide UW student-athletes with an outstanding facility.

Right: Dempsey Indoor, the UW's multi-sport practice facility, has revolutionized the way that Husky teams practice and prepare.

Bottom: Dempsey Indoor provides all of Washington's athletic programs, with an 80,000 square-foot multi-purpose practice facility.



THE HUSKY EXPERIENCE – The Best of Everything

KEY ATHLETICS ADMINISTRATORS

W

PRESIDENT MARK EMMERT



Mark Emmert became the 30th president of the University of Washington on June 14, 2004. Emmert, 52, had been chancellor of Louisiana State University since April 1999. Before that, he served five years as chancellor and provost at the University of Connecticut.

Emmert holds doctoral and master's degrees in public administration from the Maxwell School of Syracuse University, and a bachelor's degree in political science from the University of Washington. He is a native of Fife.

At LSU, Emmert developed the National Flagship Agenda: 2003-2010, which aims to increase the University's research and scholarly productivity while enhancing the quality and competitiveness of undergraduate and graduate students. The strategy was designed to place LSU among the finest public universities in the United States, and to support the state of Louisiana's economic development.

At UConn, Emmert played a critical role in implementing the university's strategic plan, which included enhancing the institution's academic standing, increasing endowment support and strengthening education.

Before assuming the chancellorship at UConn, Emmert served as provost and vice president for academic affairs at Montana State University. He also held faculty and administrative positions at the University of Colorado.

Emmert has been an American Council on Education Fellow and a J.W. Fulbright Administrative Fellow. He also participated in a J.W. Fulbright Administrative Seminar in the former East Germany in 1994.

He is married to DeLaine S. Emmert. They have two children, Jennifer, 19, and Steve, 25.

SENIOR ASSOCIATE ATHLETIC DIRECTOR MARIE TUIITE



Marie Tuite enters her 12th year as Senior Associate Athletic Director for Sports Programs and Student Services in 2005. She is also Washington's Senior Women's Administrator. During her first 11 years at Washington, the Huskies have enjoyed a tremendous amount of success.

Since her arrival at the UW, the Huskies have steadily improved in postseason appearances. In 1994-95, 15 of Washington's teams were represented in postseason competition. That number rose to 17 in 1995-96. In 1996-97 all 23 programs qualified or sent representatives to postseason play, and in 2000, five Husky teams earned Pac-10 Championships.

Tuite, a native of Livonia, Mich., joined the Husky staff after serving as the Assistant Director of Championships for the National Collegiate Athletic Association since 1989. She was a liaison for the NCAA's sports committees in the administration and conduct of various championships. Her duties included working with host institutions, coordinating corporate sponsor programs, merchandising and promotions.

During her tenure at the NCAA, Tuite oversaw the administration of the Division I men's soccer championship, the Division I men's volleyball championship, the Division I women's gymnastics championship, the Division I women's softball College World Series and the 40-team Division III men's basketball championship. She also worked with the NCAA Division I women's lacrosse championship and the Division I swimming and diving championship.

Tuite is no stranger to the Pac-10 Conference. She served as the assistant women's athletic director at California from 1984-89. Her responsibilities included managing, developing and controlling fiscal policies for the department; supervising capital construction projects; management of home athletic events; supervision of the business office and support staff and insuring department compliance with university, NCAA and conference policies and procedures.

In 2001, Tuite began her five-year term of service as a member of the NCAA Division I Women's Basketball Committee. She is responsible for the organization and administration of the Pac-10 Conference Women's Basketball Tournament, and serves on the Senior Women's Television Committee.

A 1975 graduate of Central Michigan with a bachelor of science in physical education, Tuite lettered for the Chippewas in basketball and field hockey. In 1981 she earned her master of arts degree in athletic administration from Central Michigan. Tuite was inducted into the Central Michigan Hall of Fame in 1990. Tuite has two sons, Josh (12) and Jake (10).

DIRECTOR OF ATHLETICS TODD TURNER



William "Todd" Turner was named director of intercollegiate athletics at the University of Washington on June 19, 2004. The 54-year-old Turner is the 15th athletic director in Washington's history.

A veteran of 28 years as an athletic administrator, Washington is the fourth university where Turner has served as athletic director. He came to the UW after directing Vanderbilt's athletic program for the previous seven years. His position was dissolved in 2003 when the department was placed under the direction of the Office of Student Athletics, Recreation and Wellness.

Turner previously held the position of athletic director at North Carolina State and of Connecticut. He also worked in athletic administration at Virginia.

As the athletic director at Washington, Turner oversees one of the nation's most successful athletic programs. In his first year alone, two Husky teams won Pac-10 titles, while five UW coaches were named Pac-10 Coach of the Year. In addition, 12 of UW's 23 intercollegiate teams finished among the top-16 in the nation, and two Husky individuals won NCAA titles.

The UW athletic program finished 13th in the 2004-05 United States Sports Academy's Directors' Cup rankings. It includes 23 sport programs with a \$39.5 million annual budget. Approximately 650 student-athletes compete for Washington's athletic teams, while the department includes a staff of 160. In the most recent NCAA graduation report, Washington student-athletes graduated at 70 percent, above the national average for Division I institutions and equal to the graduation rate for all UW students.

A 1976 graduate of the Ohio University Sports Administration program, Turner received a Bachelor of Arts degree in religion from the University of North Carolina at Chapel Hill in 1973. He earned the Ohio University Graduate School's Distinguished Alumni Award in 1993.

Turner, a native of Raleigh, N.C., is married to the former Sara Newbold, also of Raleigh. They have four children: Kate, 25; Allison, 21; Molly, 18; and Drew, 15.

EXECUTIVE ASSOCIATE ATHLETIC DIR. JEFF COMPHER



Jeff Compher enters his second year as UW's Executive Associate Athletic Director. Compher serves as the general manager for the Husky athletic department, coordinating the daily administrative operations of the department with special emphasis on the football, men's basketball and women's basketball programs, as well as the administrative operations that support those teams.

Compher also helps to develop long-range and annual operating plans, and chairs the senior management team, overseeing the operation of all senior managers.

Prior to coming to Washington, Compher spent the previous four years as director of athletics at Western Carolina University, overseeing a department of 15 intercollegiate athletic programs and 300 student-athletes.

Compher initiated several major programs that significantly improved Western Carolina's overall program. During his tenure, the Catamounts built and renovated facilities totalling nearly \$15 million. He developed a private sports medicine partnership, created a former student-athlete organization and started a successful CHAMPS/Life Skills program. Compher developed and implemented a five-year strategic plan and led Western through the NCAA Certification process.

Compher worked with Todd Turner at Vanderbilt from 1996-2000. From 1998 to 2000, he served as senior associate director of athletics. He was responsible for all external components within the athletic department, including annual giving, media relations, marketing and promotions, corporate sponsorship sales, radio and television properties and broadcast rights and ticket sales.

Compher began his career as an assistant athletic director at North Carolina State from 1986 to 1992. He later worked at N.C. State Chancellor's office from 1993 to 1996.

Compher, 47, earned his bachelor of science in psychology from James Madison in 1980. He graduated from Shippensburg (Pa.) in 1982 with a master of science degree in counselling and student personnel services. He and his wife, Cathy, have two sons, C.J. and David. Compher is a native of Baltimore.

W

W THE HUSKY EXPERIENCE – The Best of Everything

EXCELLENCE IN COACHING



BASEBALL **Ken Knutson**

Three-time Pac-10 North Coach of the Year (1996-97-98) ... Led UW to Pac-10 Conference titles in 1997 & 1998 ... NCAA appearances in six of last 12 seasons... Has had 59 players go professional.



MEN'S BASKETBALL **Lorenzo Romar**

Led his alma mater to NCAA tournaments in 2004 and 2005 ... No. 1 seed in 2005 tourney ... 2005 Pac-10 coach of the year ... Led UW to Pac-10 tournament title in 2005 ... Lettered for UW 1979-80.



WOMEN'S BASKETBALL **June Daugherty**

Assistant Coach at U.S. Olympic Festival in 1995 ... First-team All-American selection as a player in 1978 ... led UW to Pac-10 title and NCAA Elite Eight in 2001 ... also NAAs in 1997, 1998 and 2003.



MEN'S CREW **Bob Ernst**

Head Coach U.S. National Team (1976-88) ... Coach of 1984 Gold Medalist U.S. Team ... Coached UW women to six national titles ... Led men to 1997 national title ... 10-time Pac-10 Coach of the Year.



WOMEN'S CREW **Eleanor McElvaine**

Named women's crew coach in summer, 2003 ... member of Husky Hall of Fame as a rower ... coached 2001 U.S. Junior women to world championship ... coached four UW varsity 4s to NCAA titles.



FOOTBALL **Tyrone Willingham**

Named the Husky coach in Dec., 2004 ... while at Stanford, was a two-time Pac-10 Coach of the Year in 1997 and 1999 ... National Coach of the Year and Sporting News Sportsman of the Year in 2002.



WOMEN'S GOLF **Mary Lou Mulflur**

Pac-10 Coach of the Year in 1988 and 1999 ... Played in the U.S. Open in both 1979 and 1980 ... NCAA Tournaments in 1995 and 1997 through 2005 ... has coached 20 All-Scholar-Athlete team members.



MEN'S GOLF **Matt Thurmond**

Led Huskies to 6th place at 2004 NAAs and 3rd in 2005 ... Won Pac-10 Coach of the Year in 2005 ... won 2005 Pac-10 title and coached NCAA individual champ in '05 ... Coached UW to regional title in '02.



GYMNASTICS **Bob Levesque**

1998 Pac-10 Coach of the Year ... NCAA appearances in 1994, 1997 and 1998 ... Trained six Olympians ... Elected in 1989 as Chair of the Regional Elite Committee.



MEN'S SOCCER **Dean Wurzberger**

Head Coach for U.S. Under-16 National Team in 1999 ... 1999 and 2004 MPSF Coach of the Year ... Led UW to Pac-10 title in 2000 ... NAAs in 1992, 1995, 1996, 1997, 1998, 1999, 2000, 2001, 2003 and 2004.



WOMEN'S SOCCER **Leslie Gallimore**

National Coach of the Year in 2000 ... 1994 West Region Coach of the Year ... Entered Cal Hall of Fame in 1995 ... NCAA appearances in 1994, 1995, 1996, 1998, 2000, 2001, 2003 & 2004 ... NCAA Elite Eight in 2004.



SOFTBALL **Heather Tarr**

Former Husky player who took over the Washington program in July of 2004 ... was an assistant at Pacific for six years ... an All-Pac-10 as a Husky in 1996 and 1997 ... a three-time Pac-10 All-Academic selection.



SWIMMING **Mickey Wender**

Led men's team to 25th at 2004 NCAA meet, highest by UW since 1978 ... men ranked 17th in 2004; women ranked 21st in 2005 ... coached women to best-ever 19th-place finish at 2003 NAAs.



MEN'S TENNIS **Matt Anger**

Led UW to three straight "Sweet 16" appearances 2001-03 and again in '05 ... Led UW to NAAs in each of the last 11 years ... Highest national ranking No. 6 in 2001 ... won 2005 Pac-10 team title.



WOMEN'S TENNIS **Jill Hultquist**

Former UW asst. named head coach in Aug. ... 2001 national assistant coach of the year ... played on WTA pro tour from 1987-97, ranking as high as No. 6 in the world in doubles ... four-time All-American.



TRACK & FIELD **Greg Metcalf**

Coached women's cross country team to NAAs last eight years ... coached school record 10 All-Americans in 2005 ... women took 16th at outdoor NAAs in 2005.



VOLLEYBALL **Jim McLaughlin**

Led UW to 2005 NCAA title ... 2004 National and Pac-10 Coach of the Year ... led UW to 2004 & 2005 NCAA Final Four and Pac-10 titles ... 2002 Pac-10 Coach of the Year ... won men's NCAA title in 1990 at USC.